

# 2024 OPERATING BUDGET REQUEST

## Table of Contents

### BUDDIES:

LETTER

TRANSMITTAL STATEMENT

MISSION STATEMENT

AGENCY ORG CHART

REVENUE SCHEDULE

SOURCES & USES

FUNDING ISSUES

AGENCY SUMMARIES

ARIZONA COMMERCE AUTHORITY

ADMINISTRATIVE COSTS

### CLIFF:

TRANSMITTAL STATEMENT

FEDERAL FUNDS BY GRANT

SUMMARY OF ALL FUNDS

SOURCES & USES

PERFORMANCE MEASURES

### AZIPS:

AGENCY MASTER LIST

September 1, 2022

The Honorable Doug Ducey  
Governor  
State of Arizona  
1700 W. Washington Street  
Phoenix, AZ 85007

Dear Governor Ducey,

On behalf of the Arizona Commerce Authority, I respectfully submit the attached actual operating results for Fiscal Year 2022, as well as our budget request for Fiscal Year 2023.

Our request for Fiscal Year 2023 reflects the current economic environment and still allows the Authority to help strengthen the State's economy.


Thank you for your consideration of our budget request.

Sincerely,



Sandra Watson  
Chief Executive Officer





# State of Arizona Budget Request

State Agency

**Arizona Commerce Authority**

A.R.S. Citation:

**Appropriated Funds**

	FY 2023 Approp	FY 2024 Fund. Issue	FY 2024 Total Budget
<b>Total Amount Requested:</b>	46,050.0	(20,000.0)	26,050.0
General Fund	41,050.0	(15,000.0)	26,050.0
State Web Portal Fund	5,000.0	(5,000.0)	0.0

**Governor DUCEY:**

This and the accompanying budget schedules, statements and explanatory information constitute the operating budget request for this agency for Fiscal Year 2024.

To the best of my knowledge all statements and explanations contained in the estimates submitted are true and correct.

Agency Head: **Sandra Watson**


Title: **Chief Executive Officer**

**Non-Appropriated Funds**

	FY 2023 Expd. Plan	FY 2024 Fund. Issue	FY 2024 Total Budget
<b>Total Amount Planned:</b>	83,073.6	(16,984.6)	66,089.0
Arizona Commerce Authority Carryover	417.6	0.0	417.6
Economic Development Marketing and Attraction Fund	0.0	0.0	0.0
Rural Broadband Grants	0.6	(0.6)	0.0
Major Events Fund	6,398.8	(5,297.6)	1,101.2
Blockchain/Wearables Fund	150.0	0.0	150.0
Mexico Trade Offices	0.0	0.0	0.0
Israel Trade Offices	0.0	0.0	0.0
Frankfurt Germany Trade Office Fund	0.0	0.0	0.0
Asian Trade Offices Fund	0.0	0.0	0.0
State Workforce Programs	0.0	(390.4)	(390.4)
Economic Development Fund	7,850.8	(8,572.7)	(721.9)
ADOA Business One-Stop Fund	145.3	(145.3)	0.0
Water Infrastructure and Commerce Grant Fund	0.0	0.0	0.0
Work Force Recruitment and Job Training Fund	0.0	0.0	0.0
Federal Grants Fund	8,824.6	(622.7)	8,201.9
Arizona Commerce Authority Fund	0.0	0.0	0.0
Arizona Competes Fund	12,455.0	0.0	12,455.0
ACA Coronavirus State and Local Fiscal Recovery Fund	36,245.3	(137.6)	36,107.7
Arizona Coronavirus Relief Fund	0.0	0.0	0.0
Application Fees Fund	3,715.1	(1,817.7)	1,897.4
Non-Federal Grant Fund	0.0	0.0	0.0
Commerce Donations Fund	51.0	0.0	51.0
Institute for Automated Mobility	317.4	0.0	317.4

Sandra Watson 8/31/2021  
(signature)

Phone: **(602) 845-1229**



# State of Arizona Budget Request

State Agency

## Arizona Commerce Authority

---

Arizona Innovation Accelerator Fund	3,652.1	0.0	3,652.1
RevAZ Fund	2,850.0	0.0	2,850.0
Total:	129,123.6	(36,984.6)	92,139.0

Prepared By: **Ken Burns**

Email Address: [kenb@azcommerce.com](mailto:kenb@azcommerce.com)

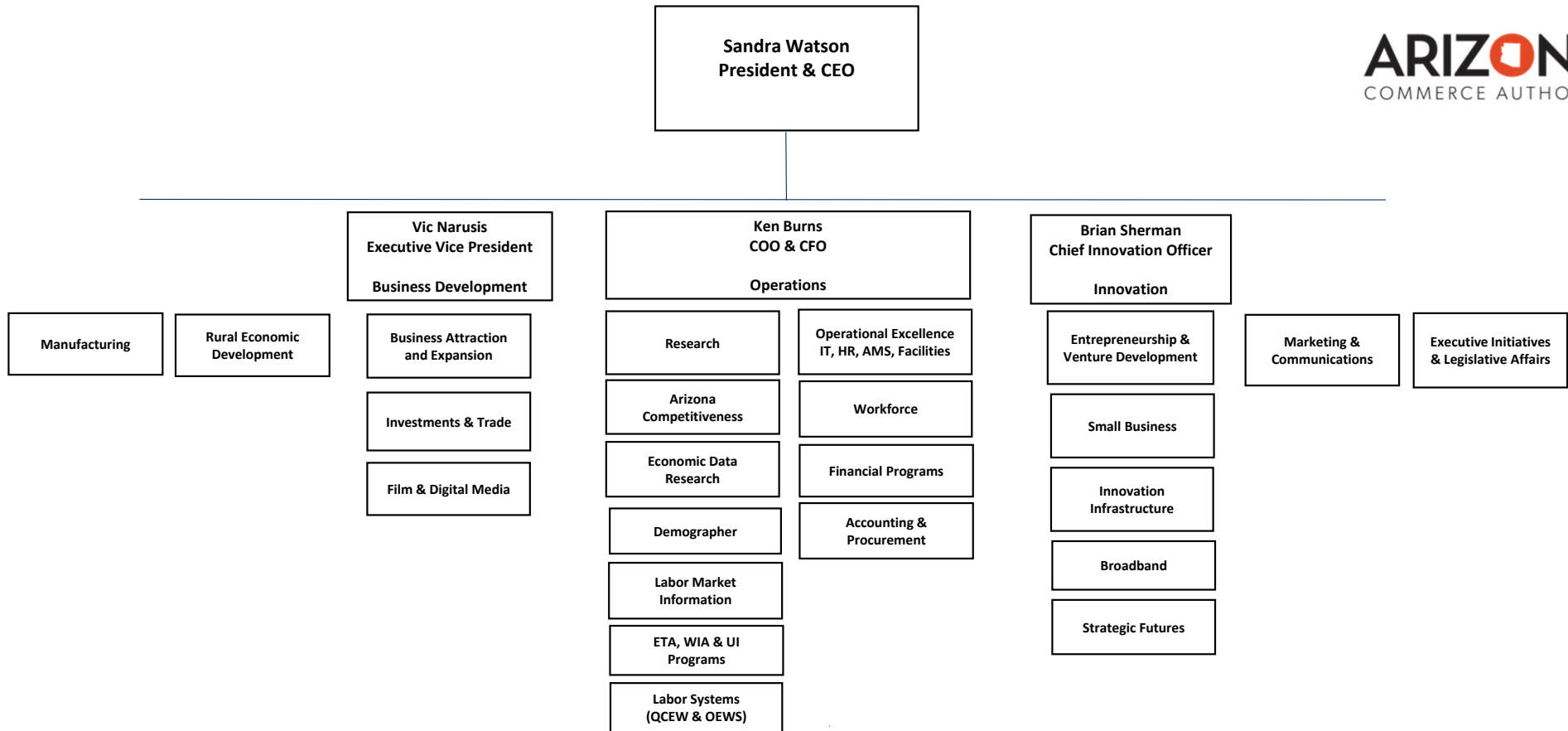
Date Prepared: **Tuesday, August 31, 2021**



## **MISSION STATEMENT**

### **MISSION**

The mission of the Arizona Commerce Authority is to grow and strengthen Arizona's economy and facilitate the creation of quality jobs for its citizens by supporting and attracting businesses in targeted, high-value base sectors throughout the state.



## Revenue Schedule

**Agency:** Arizona Commerce Authority

**Fund:** AA1000 General Fund

<b>AFIS Code</b>	<b>Category of Receipt and Description</b>	<b>FY 2022</b>	<b>FY 2023</b>	<b>FY 2024</b>
4901	OPERATING TRANSFERS IN	78,925.0	41,050.0	65,050.0
<b>Fund Total:</b>		78,925.0	41,050.0	65,050.0

## Revenue Schedule

**Agency:** Arizona Commerce Authority

**Fund:** AD2531 State Web Portal Fund

<b>AFIS Code</b>	<b>Category of Receipt and Description</b>	<b>FY 2022</b>	<b>FY 2023</b>	<b>FY 2024</b>
4901	OPERATING TRANSFERS IN	0.0	5,000.0	0.0
<b>Fund Total:</b>		0.0	5,000.0	0.0



## Revenue Schedule

**Agency:** Arizona Commerce Authority

**Fund:** CA1001 Arizona Commerce Authority Carryover

AFIS Code	Category of Receipt and Description	FY 2022	FY 2023	FY 2024
4231	STATE AND LOCAL GOVT GRANTS - OPERATING	279.6	279.6	279.6
4339	OTHER FEES AND CHARGES FOR SERVICES	10.0	10.0	10.0
4631	TREASURERS INTEREST INCOME	2.6	2.3	2.3
<b>Fund Total:</b>		292.2	291.9	291.9

## Revenue Schedule

**Agency:** Arizona Commerce Authority

**Fund:** CA1025 State Workforce Programs

<b>AFIS Code</b>	<b>Category of Receipt and Description</b>	<b>FY 2022</b>	<b>FY 2023</b>	<b>FY 2024</b>
4219	OTHER FEDERAL FINANCIAL ASSISTANCE	1,106.1	390.4	0.0
<b>Fund Total:</b>		1,106.1	390.4	0.0

## Revenue Schedule

**Agency:** Arizona Commerce Authority

**Fund:** CA1026 Economic Development Fund

<b>AFIS Code</b>	<b>Category of Receipt and Description</b>	<b>FY 2022</b>	<b>FY 2023</b>	<b>FY 2024</b>
4231	STATE AND LOCAL GOVT GRANTS - OPERATING	4,250.6	8,171.1	0.0
<b>Fund Total:</b>		4,250.6	8,171.1	0.0

## Revenue Schedule

**Agency:** Arizona Commerce Authority

**Fund:** CA1027 ADOA Business One-Stop Fund

<b>AFIS Code</b>	<b>Category of Receipt and Description</b>	<b>FY 2022</b>	<b>FY 2023</b>	<b>FY 2024</b>
4231	STATE AND LOCAL GOVT GRANTS - OPERATING	2.1	146.8	0.0
<b>Fund Total:</b>		2.1	146.8	0.0

## Revenue Schedule

<b>Agency:</b>	Arizona Commerce Authority
<b>Fund:</b>	CA1237 Work Force Recruitment and Job Training Fund

AFIS Code	Category of Receipt and Description	FY 2022	FY 2023	FY 2024
4631	TREASURERS INTEREST INCOME	62.1	12.9	0.0
<b>Fund Total:</b>		62.1	12.9	0.0

## Revenue Schedule

<b>Agency:</b>	<b>Arizona Commerce Authority</b>
<b>Fund:</b>	<b>CA2000 Federal Grants Fund</b>

AFIS Code	Category of Receipt and Description	FY 2022	FY 2023	FY 2024
4219	OTHER FEDERAL FINANCIAL ASSISTANCE	2,554.5	38,201.0	32,235.0
4339	OTHER FEES AND CHARGES FOR SERVICES	304.3	13.3	0.0
4902	INDIRECT COST TRANSFERS IN	0.0	27.2	27.2
<b>Fund Total:</b>		2,858.8	38,241.5	32,262.2

## Revenue Schedule

<b>Agency:</b>	<b>Arizona Commerce Authority</b>
<b>Fund:</b>	<b>CA2548 Arizona Competes Fund</b>

AFIS Code	Category of Receipt and Description	FY 2022	FY 2023	FY 2024
4631	TREASURERS INTEREST INCOME	442.0	489.0	489.0
4901	OPERATING TRANSFERS IN	3,500.0	3,500.0	3,500.0
<b>Fund Total:</b>		3,942.0	3,989.0	3,989.0

## Revenue Schedule

**Agency:** Arizona Commerce Authority

**Fund:** CA2985 ACA Coronavirus State and Local Fiscal Recovery Fund

<b>AFIS Code</b>	<b>Category of Receipt and Description</b>	<b>FY 2022</b>	<b>FY 2023</b>	<b>FY 2024</b>
4219	OTHER FEDERAL FINANCIAL ASSISTANCE	0.0	36,107.7	36,107.7
<b>Fund Total:</b>		0.0	36,107.7	36,107.7



## Revenue Schedule

<b>Agency:</b>	Arizona Commerce Authority
<b>Fund:</b>	CA3002 Arizona Coronavirus Relief Fund

AFIS Code	Category of Receipt and Description	FY 2022	FY 2023	FY 2024
4611	UNRESTRICTED DONATIONS	7.0	0.0	0.0
<b>Fund Total:</b>		7.0	0.0	0.0

## Revenue Schedule

**Agency:** Arizona Commerce Authority

**Fund:** CA3005 Application Fees Fund

<b>AFIS Code</b>	<b>Category of Receipt and Description</b>	<b>FY 2022</b>	<b>FY 2023</b>	<b>FY 2024</b>
4314	FILING FEES	995.5	1,000.0	1,000.0
<b>Fund Total:</b>		995.5	1,000.0	1,000.0

## Revenue Schedule

**Agency:** Arizona Commerce Authority

**Fund:** CA3189 Commerce Donations Fund

<b>AFIS Code</b>	<b>Category of Receipt and Description</b>	<b>FY 2022</b>	<b>FY 2023</b>	<b>FY 2024</b>
4611	UNRESTRICTED DONATIONS	29.2	50.0	55.0
<b>Fund Total:</b>		29.2	50.0	55.0

## Revenue Schedule

<b>Agency:</b>	Arizona Commerce Authority
<b>Fund:</b>	CA4080 Institute for Automated Mobility

<b>AFIS Code</b>	<b>Category of Receipt and Description</b>	<b>FY 2022</b>	<b>FY 2023</b>	<b>FY 2024</b>
4611	UNRESTRICTED DONATIONS	217.5	245.0	245.0
<b>Fund Total:</b>		217.5	245.0	245.0

## Revenue Schedule

**Agency:** Arizona Commerce Authority

**Fund:** CA9507 Arizona Innovation Accelerator Fund

<b>AFIS Code</b>	<b>Category of Receipt and Description</b>	<b>FY 2022</b>	<b>FY 2023</b>	<b>FY 2024</b>
4631	TREASURERS INTEREST INCOME	39.8	61.4	61.4
4635	LOAN AND OTHER INTEREST INCOME	31.3	13.3	13.3
<b>Fund Total:</b>		71.1	74.7	74.7

## Revenue Schedule

**Agency:** Arizona Commerce Authority

**Fund:** CA9971 RevAZ Fund

<b>AFIS Code</b>	<b>Category of Receipt and Description</b>	<b>FY 2022</b>	<b>FY 2023</b>	<b>FY 2024</b>
4339	OTHER FEES AND CHARGES FOR SERVICES	1,714.9	2,850.0	2,850.0
<b>Fund Total:</b>		1,714.9	2,850.0	2,850.0

## 1000 – Arizona Commerce Authority Fund Revenue Justification

The budget includes \$10,000,000 from the General Fund in FY 2023 for the operating budget. This amount is unchanged from FY 2022.

Arizona Competes Fund includes deposit of \$5,500,000 from the General Fund in FY 2023

Pursuant to section 43-409, Arizona Revised Statutes, of the amounts listed above, \$15,500,000 of the state general fund withholding tax revenues is allocated in fiscal year 2022-2023 to the Arizona commerce authority, of which \$10,000,000 is credited to the Arizona commerce authority fund established by section 41-1506, Arizona Revised Statutes, and \$5,500,000 is credited to the Arizona competes fund established by section 41-1545.01, Arizona Revised Statutes. (General Appropriation Act footnote)

Funds distributed for blockchain/wearable research line item to applied research centers located in this state that specialize in blockchain technology, wearable technology or a technology discipline approved to be allocated as follows:

1. \$500,000 for distribution to applied research centers that specialize in blockchain technology.
2. \$3,000,000 for distribution to applied research centers that specialize in wearable technology, including hardware or software components, or both.
3. \$1,500,000 for distribution to applied research centers in a technology discipline that is approved by the authority.

The appropriation made in the blockchain/wearable research line item is exempt from the provisions of section 35-190, Arizona Revised Statutes, relating to lapsing of appropriations, except that any amounts that remain unexpended and unencumbered on June 30, 2026 revert to the state web portal fund. (General Appropriation Act footnote)

4. \$7,500,000 appropriated in the major events fund deposit line item pursuant to laws 2021, chapter 408, section 17 is exempt from the provisions of section 35-190, Arizona Revised Statutes, relating to the lapsing of appropriations, until June 30, 2023. (General Appropriation Act footnote)

## 1025 – State Workforce Programs

Intergovernmental Service Agreements to support the workforce programs for the state of Arizona.



## 1026 – State Workforce Programs

Intergovernmental Service Agreements to support the economic development programs for the state of Arizona.

[ARS 41-1504](#)

The source of funding for CA1026 will be the Office of Economic Opportunity through an ISA with the ACA. OEO will fund this ISA from the Economic Development Fund (ARS41-5302). This fund was established to promote economic development activity and OEO is contracting with the ACA to executive economic development initiatives including global supply chain attraction, technology innovation, and semiconductor manufacturing opportunities.

## 2000 – Federal Grants Revenue Justification

Federal Financial Assistance is primarily comprised of four contracts:

- The Manufacturing Extension Partnership from the National Institute of Standards and Technology - estimated annual contract amount of \$1.09 million.
- The State Trade Expansion Program from the U.S. Small Business Administration – estimated at \$300,345
- SSBCI
- Broadband

2548 – Arizona Competes Fund Revenue Justification

The Operating Transfer Revenue reflects the funding provided through the Arizona Lottery based on the “waterfall” criteria set out in A.R.S. §5-572(F) in the amount of \$3.5 million.

The Investment Income is based on estimated fund balances with the Treasury and historical interest rates.

## 2975 - CORONAVIRUS AID, RELIEF, AND ECONOMIC SECURITY ACT Fund Justification

Through the Coronavirus Relief Fund, the CARES Act provides for payments to State, Local, and Tribal governments navigating the impact of the COVID-19 outbreak. The US Department of Treasury has made payments from the Fund to the State Arizona. The CARES Act requires that the payments from the Coronavirus Relief Fund only be used to cover expenses that are necessary expenditures incurred due to the public health emergency with respect to COVID-19.

### 3002 Arizona Coronavirus Relief Fund

Arizona Coronavirus relief fund was created to assist AZ communities with the economic impact as a result of the virus.

#### 4080 Institute Automated Mobility Justification

The Institute Automated Mobility is a new created consortium of private sector companies, public officials and university research faculty that will cooperate on state of the art research and testing in Arizona.

9971 – RevAZ Fund Revenue Justification

The Charges for Services Revenue is estimated based on historical and projected fees paid by private-sector manufacturers for services provided by ACA staff and outside contractors.

## 1007 Major Events Fund

The sum of \$7,500,000 per year for four years is appropriated from the state general fund in fiscal year 2021-2022 to the Arizona commerce authority to operate a program to support major events in the State of Arizona.



## 1016 Applied Research Centers Blockchain and Wearables

The sum of \$5,000,000 is appropriated from the state general fund in fiscal year 2021-2022 to the Arizona commerce authority to operate two programs. \$2,500,000 is appropriated for blockchain technology and \$2,500,000 is appropriated for wearables technology. The appropriation made in the blockchain/wearable research line item is exempt from provision of section 35-190. Arizona revised statutes relating to lapsing of appropriations, except that any amounts that remain unexpended and unencumbered on June 30, 2025 revert to the state general fund.

## 1025 – State Workforce Programs

Intergovernmental Service Agreements to support the workforce programs for the state of Arizona.

## 1026 – State Workforce Programs

Intergovernmental Service Agreements to support the economic development programs for the state of Arizona.

[ARS 41-1504](#)

The source of funding for CA1026 will be the Office of Economic Opportunity through an ISA with the ACA. OEO will fund this ISA from the Economic Development Fund (ARS41-5302). This fund was established to promote economic development activity and OEO is contracting with the ACA to executive economic development initiatives including global supply chain attraction, technology innovation, and semiconductor manufacturing opportunities.

### 1237 – Job Training Fund Revenue Justification

The historic funding mechanism for the Job Training Fund expired December 31, 2015.

The Investment Income is based on estimated fund balances with the Treasury and historical interest rates.

## 2000 – Federal Grants Revenue Justification

Federal Financial Assistance is primarily comprised of four contracts:

- The Manufacturing Extension Partnership from the National Institute of Standards and Technology - estimated annual contract amount of \$1.09 million.
- The State Trade Expansion Program from the U.S. Small Business Administration
- SSBCI
- Broadband

2531 – Arizona Commerce Authority fund justification

The sum of \$5,000,000 is appropriated from the state web portal fund established by section 18-421, Arizona Revised Statutes

The budget includes \$5,000,000 from the State Web Portal Fund in FY 2023 for Blockchain/Wearable Research

The budget includes a decrease of \$(5,000,000) from the General Fund in FY 2023 for removal of one-time funding for research into blockchain and wearable technology.

Add One Time Funding

The budget includes an increase of \$5,000,000 from the State Web Portal Fund in FY 2023 for research into blockchain and wearable technology.

2547 – Arizona Commerce Authority fund justification

Withholding tax revenue allocated to the fund from job creation withholding clearing account pursuant to section A.R.S. §43-409, subsection B, paragraph 1 of \$10 million.

2548 – Arizona Competes Fund Revenue Justification

The Operating Transfer Revenue reflects the funding provided through the Arizona Lottery based on the “waterfall” criteria set out in A.R.S. §5-572(F) in the amount of \$3.5 million.

The Investment Income is based on estimated fund balances with the Treasury and historical interest rates.



### 3005 - Application Fees Fund Revenue Justification

The Filing Fee Revenue is estimated based on historical and projected usage of certain incentive programs administered by the Arizona Commerce.

9971 – RevAZ Fund Revenue Justification

The Charges for Services Revenue is estimated based on historical and projected fees paid by private-sector manufacturers for services provided by ACA staff and outside contractors.

## Sources and Uses of Funds

<b>Agency:</b>	<b>Arizona Commerce Authority</b>
<b>Fund:</b>	<b>AD2531 State Web Portal Fund</b>

<b>Cash Flow Summary</b>	<b>Actual FY 2022</b>	<b>Estimate FY 2023</b>	<b>Estimate FY 2024</b>
Balance Forward from Prior Year	0.0	0.0	0.0
Revenue (From Revenue Schedule)	0.0	5,000.0	0.0
Total Available	0.0	5,000.0	0.0
Total Appropriated Disbursements	0.0	5,000.0	5,000.0
Total Non-Appropriated Disbursements	0.0	0.0	0.0
Balance Forward to Next Year	0.0	0.0	(5,000.0)

<b>Appropriated Expenditure</b>	<b>Actual FY 2022</b>	<b>Estimate FY 2023</b>	<b>Estimate FY 2024</b>
<b>Expenditure Categories</b>			
Personal Services	0.0	0.0	0.0
Employee Related Expenses	0.0	0.0	0.0
Prof. And Outside Services	0.0	0.0	0.0
Travel - In State	0.0	0.0	0.0
Travel - Out of State	0.0	0.0	0.0
Food	0.0	0.0	0.0
Aid to Organizations and Individuals	0.0	0.0	0.0
Other Operating Expenses	0.0	0.0	0.0
Equipment	0.0	0.0	0.0
Capital Outlay	0.0	0.0	0.0
Debt Service	0.0	0.0	0.0
Cost Allocation	0.0	0.0	0.0
Transfers	0.0	5,000.0	5,000.0
<b>Expenditure Categories Total:</b>	<b>0.0</b>	<b>5,000.0</b>	<b>5,000.0</b>
Non-Lapsing Authority from Prior Years	0.0	0.0	0.0
Administrative Adjustments	0.0	0.0	0.0
Capital Projects (Land, Buildings,Improvements)	0.0	0.0	0.0
Appropriated 27th Pay Roll	0.0	0.0	0.0
Legislative Fund Transfers	0.0	0.0	0.0
IT Project Transfers	0.0	0.0	0.0
<b>Appropriated Expenditure Total:</b>	<b>0.0</b>	<b>5,000.0</b>	<b>5,000.0</b>
<b>Appropriated FTE:</b>	<b>0.0</b>	<b>0.0</b>	<b>0.0</b>

<b>Non-Appropriated Expenditure</b>	<b>Actual FY 2022</b>	<b>Estimate FY 2023</b>	<b>Estimate FY 2024</b>
<b>Expenditure Categories</b>			
Personal Services	0.0	0.0	0.0
Employee Related Expenses	0.0	0.0	0.0
Prof. And Outside Services	0.0	0.0	0.0
Travel - In State	0.0	0.0	0.0
Travel - Out of State	0.0	0.0	0.0
Food	0.0	0.0	0.0
Aid to Organizations and Individuals	0.0	0.0	0.0
Other Operating Expenses	0.0	0.0	0.0
Equipment	0.0	0.0	0.0
Capital Outlay	0.0	0.0	0.0
Debt Service	0.0	0.0	0.0
Cost Allocation	0.0	0.0	0.0
Transfers	0.0	0.0	0.0
<b>Expenditure Categories Total:</b>	<b>0.0</b>	<b>0.0</b>	<b>0.0</b>
Cap Transfer due to Fund Balance	0.0	0.0	0.0
Residual Equity Transfer	0.0	0.0	0.0
Prior Commitments or Obligated Expenditures	0.0	0.0	0.0
Non Appropriated 27th Pay Roll	0.0	0.0	0.0
<b>Non-Appropriated Expenditure Total:</b>	<b>0.0</b>	<b>0.0</b>	<b>0.0</b>
<b>Non-Appropriated FTE:</b>	<b>0.0</b>	<b>0.0</b>	<b>0.0</b>

**Fund Description**

OSP:

## Sources and Uses of Funds

<b>Agency:</b>	<b>Arizona Commerce Authority</b>
<b>Fund:</b>	<b>CA1001 Arizona Commerce Authority Carryover</b>

<b>Cash Flow Summary</b>	<b>Actual FY 2022</b>	<b>Estimate FY 2023</b>	<b>Estimate FY 2024</b>
Balance Forward from Prior Year	423.5	711.5	585.8
Revenue (From Revenue Schedule)	292.2	291.9	291.9
Total Available	715.7	1,003.4	877.7
Total Appropriated Disbursements	0.0	0.0	0.0
Total Non-Appropriated Disbursements	4.2	417.6	417.6
Balance Forward to Next Year	711.5	585.8	460.1

<b>Appropriated Expenditure</b>	<b>Actual FY 2022</b>	<b>Estimate FY 2023</b>	<b>Estimate FY 2024</b>
<b>Expenditure Categories</b>			
Personal Services	0.0	0.0	0.0
Employee Related Expenses	0.0	0.0	0.0
Prof. And Outside Services	0.0	0.0	0.0
Travel - In State	0.0	0.0	0.0
Travel - Out of State	0.0	0.0	0.0
Food	0.0	0.0	0.0
Aid to Organizations and Individuals	0.0	0.0	0.0
Other Operating Expenses	0.0	0.0	0.0
Equipment	0.0	0.0	0.0
Capital Outlay	0.0	0.0	0.0
Debt Service	0.0	0.0	0.0
Cost Allocation	0.0	0.0	0.0
Transfers	0.0	0.0	0.0
<b>Expenditure Categories Total:</b>	<b>0.0</b>	<b>0.0</b>	<b>0.0</b>
Non-Lapsing Authority from Prior Years	0.0	0.0	0.0
Administrative Adjustments	0.0	0.0	0.0
Capital Projects (Land, Buildings,Improvements)	0.0	0.0	0.0
Appropriated 27th Pay Roll	0.0	0.0	0.0
Legislative Fund Transfers	0.0	0.0	0.0
IT Project Transfers	0.0	0.0	0.0
<b>Appropriated Expenditure Total:</b>	<b>0.0</b>	<b>0.0</b>	<b>0.0</b>
<b>Appropriated FTE:</b>	<b>0.0</b>	<b>0.0</b>	<b>0.0</b>

<b>Non-Appropriated Expenditure</b>	<b>Actual FY 2022</b>	<b>Estimate FY 2023</b>	<b>Estimate FY 2024</b>
<b>Expenditure Categories</b>			
Personal Services	0.0	225.4	225.4
Employee Related Expenses	0.0	45.8	45.8
Prof. And Outside Services	0.0	75.0	75.0
Travel - In State	0.0	4.2	4.2
Travel - Out of State	0.0	9.3	9.3
Food	0.0	0.0	0.0
Aid to Organizations and Individuals	0.0	0.0	0.0
Other Operating Expenses	4.2	57.9	57.9
Equipment	0.0	0.0	0.0
Capital Outlay	0.0	0.0	0.0
Debt Service	0.0	0.0	0.0
Cost Allocation	0.0	0.0	0.0
Transfers	0.0	0.0	0.0
<b>Expenditure Categories Total:</b>	<b>4.2</b>	<b>417.6</b>	<b>417.6</b>
Cap Transfer due to Fund Balance	0.0	0.0	0.0
Residual Equity Transfer	0.0	0.0	0.0
Prior Commitments or Obligated Expenditures	0.0	0.0	0.0
Non Appropriated 27th Pay Roll	0.0	0.0	0.0
<b>Non-Appropriated Expenditure Total:</b>	<b>4.2</b>	<b>417.6</b>	<b>417.6</b>
<b>Non-Appropriated FTE:</b>	<b>0.0</b>	<b>0.0</b>	<b>0.0</b>

# Sources and Uses of Funds

**Agency:** Arizona Commerce Authority

## Fund Description

OSPB: Revenues to the account come from fund balances from eliminated Department of Commerce funds and are used in creating high quality employment in Arizona through expansion, attraction, and retention of business within Arizona.

## Sources and Uses of Funds

<b>Agency:</b>	<b>Arizona Commerce Authority</b>
<b>Fund:</b>	<b>CA1003 Economic Development Marketing and Attraction Fund</b>

<b>Cash Flow Summary</b>	<b>Actual FY 2022</b>	<b>Estimate FY 2023</b>	<b>Estimate FY 2024</b>
Balance Forward from Prior Year	0.0	0.0	0.0
Total Available	0.0	0.0	0.0
Total Appropriated Disbursements	0.0	0.0	0.0
Total Non-Appropriated Disbursements	0.0	0.0	0.0
Balance Forward to Next Year	0.0	0.0	0.0

<b>Appropriated Expenditure</b>	<b>Actual FY 2022</b>	<b>Estimate FY 2023</b>	<b>Estimate FY 2024</b>
<b>Expenditure Categories</b>	<b>Actual FY 2022</b>	<b>Estimate FY 2023</b>	<b>Estimate FY 2024</b>
Personal Services	0.0	0.0	0.0
Employee Related Expenses	0.0	0.0	0.0
Prof. And Outside Services	0.0	0.0	0.0
Travel - In State	0.0	0.0	0.0
Travel - Out of State	0.0	0.0	0.0
Food	0.0	0.0	0.0
Aid to Organizations and Individuals	0.0	0.0	0.0
Other Operating Expenses	0.0	0.0	0.0
Equipment	0.0	0.0	0.0
Capital Outlay	0.0	0.0	0.0
Debt Service	0.0	0.0	0.0
Cost Allocation	0.0	0.0	0.0
Transfers	0.0	0.0	0.0
<b>Expenditure Categories Total:</b>	<b>0.0</b>	<b>0.0</b>	<b>0.0</b>
Non-Lapsing Authority from Prior Years	0.0	0.0	0.0
Administrative Adjustments	0.0	0.0	0.0
Capital Projects (Land, Buildings,Improvements)	0.0	0.0	0.0
Appropriated 27th Pay Roll	0.0	0.0	0.0
Legislative Fund Transfers	0.0	0.0	0.0
IT Project Transfers	0.0	0.0	0.0
<b>Appropriated Expenditure Total:</b>	<b>0.0</b>	<b>0.0</b>	<b>0.0</b>
<b>Appropriated FTE:</b>	<b>0.0</b>	<b>0.0</b>	<b>0.0</b>

<b>Non-Appropriated Expenditure</b>	<b>Actual FY 2022</b>	<b>Estimate FY 2023</b>	<b>Estimate FY 2024</b>
<b>Expenditure Categories</b>	<b>Actual FY 2022</b>	<b>Estimate FY 2023</b>	<b>Estimate FY 2024</b>
Personal Services	0.0	0.0	0.0
Employee Related Expenses	0.0	0.0	0.0
Prof. And Outside Services	0.0	0.0	0.0
Travel - In State	0.0	0.0	0.0
Travel - Out of State	0.0	0.0	0.0
Food	0.0	0.0	0.0
Aid to Organizations and Individuals	0.0	0.0	0.0
Other Operating Expenses	0.0	1,000.0	1,000.0
Equipment	0.0	0.0	0.0
Capital Outlay	0.0	0.0	0.0
Debt Service	0.0	0.0	0.0
Cost Allocation	0.0	0.0	0.0
Transfers	0.0	(1,000.0)	(1,000.0)
<b>Expenditure Categories Total:</b>	<b>0.0</b>	<b>0.0</b>	<b>0.0</b>
Cap Transfer due to Fund Balance	0.0	0.0	0.0
Residual Equity Transfer	0.0	0.0	0.0
Prior Commitments or Obligated Expenditures	0.0	0.0	0.0
Non Appropriated 27th Pay Roll	0.0	0.0	0.0
<b>Non-Appropriated Expenditure Total:</b>	<b>0.0</b>	<b>0.0</b>	<b>0.0</b>
<b>Non-Appropriated FTE:</b>	<b>0.0</b>	<b>0.0</b>	<b>0.0</b>

### **Fund Description**

OSP:

## Sources and Uses of Funds

<b>Agency:</b>	<b>Arizona Commerce Authority</b>
<b>Fund:</b>	<b>CA1006 Rural Broadband Grants</b>

<b>Cash Flow Summary</b>	<b>Actual FY 2022</b>	<b>Estimate FY 2023</b>	<b>Estimate FY 2024</b>
Balance Forward from Prior Year	1,811.1	0.6	0.0
Total Available	1,811.1	0.6	0.0
Total Appropriated Disbursements	0.0	0.0	0.0
Total Non-Appropriated Disbursements	1,810.5	0.6	0.6
Balance Forward to Next Year	0.6	0.0	(0.6)

<b>Appropriated Expenditure</b>	<b>Actual FY 2022</b>	<b>Estimate FY 2023</b>	<b>Estimate FY 2024</b>
<b>Expenditure Categories</b>	<b>Actual FY 2022</b>	<b>Estimate FY 2023</b>	<b>Estimate FY 2024</b>
Personal Services	0.0	0.0	0.0
Employee Related Expenses	0.0	0.0	0.0
Prof. And Outside Services	0.0	0.0	0.0
Travel - In State	0.0	0.0	0.0
Travel - Out of State	0.0	0.0	0.0
Food	0.0	0.0	0.0
Aid to Organizations and Individuals	0.0	0.0	0.0
Other Operating Expenses	0.0	0.0	0.0
Equipment	0.0	0.0	0.0
Capital Outlay	0.0	0.0	0.0
Debt Service	0.0	0.0	0.0
Cost Allocation	0.0	0.0	0.0
Transfers	0.0	0.0	0.0
<b>Expenditure Categories Total:</b>	<b>0.0</b>	<b>0.0</b>	<b>0.0</b>
Non-Lapsing Authority from Prior Years	0.0	0.0	0.0
Administrative Adjustments	0.0	0.0	0.0
Capital Projects (Land, Buildings,Improvements)	0.0	0.0	0.0
Appropriated 27th Pay Roll	0.0	0.0	0.0
Legislative Fund Transfers	0.0	0.0	0.0
IT Project Transfers	0.0	0.0	0.0
<b>Appropriated Expenditure Total:</b>	<b>0.0</b>	<b>0.0</b>	<b>0.0</b>
<b>Appropriated FTE:</b>	<b>0.0</b>	<b>0.0</b>	<b>0.0</b>

<b>Non-Appropriated Expenditure</b>	<b>Actual FY 2022</b>	<b>Estimate FY 2023</b>	<b>Estimate FY 2024</b>
<b>Expenditure Categories</b>	<b>Actual FY 2022</b>	<b>Estimate FY 2023</b>	<b>Estimate FY 2024</b>
Personal Services	0.0	0.0	0.0
Employee Related Expenses	0.0	0.0	0.0
Prof. And Outside Services	0.0	0.0	0.0
Travel - In State	0.0	0.0	0.0
Travel - Out of State	0.0	0.0	0.0
Food	0.0	0.0	0.0
Aid to Organizations and Individuals	1,810.5	0.6	0.6
Other Operating Expenses	0.0	0.0	0.0
Equipment	0.0	0.0	0.0
Capital Outlay	0.0	0.0	0.0
Debt Service	0.0	0.0	0.0
Cost Allocation	0.0	0.0	0.0
Transfers	0.0	0.0	0.0
<b>Expenditure Categories Total:</b>	<b>1,810.5</b>	<b>0.6</b>	<b>0.6</b>
Cap Transfer due to Fund Balance	0.0	0.0	0.0
Residual Equity Transfer	0.0	0.0	0.0
Prior Commitments or Obligated Expenditures	0.0	0.0	0.0
Non Appropriated 27th Pay Roll	0.0	0.0	0.0
<b>Non-Appropriated Expenditure Total:</b>	<b>1,810.5</b>	<b>0.6</b>	<b>0.6</b>
<b>Non-Appropriated FTE:</b>	<b>0.0</b>	<b>0.0</b>	<b>0.0</b>

### Fund Description

OSP:

## Sources and Uses of Funds

<b>Agency:</b>	<b>Arizona Commerce Authority</b>
<b>Fund:</b>	<b>CA1007 Major Events Fund</b>

<b>Cash Flow Summary</b>	<b>Actual FY 2022</b>	<b>Estimate FY 2023</b>	<b>Estimate FY 2024</b>
Balance Forward from Prior Year	0.0	7,500.0	1,101.2
Total Available	0.0	7,500.0	1,101.2
Total Appropriated Disbursements	0.0	0.0	0.0
Total Non-Appropriated Disbursements	(7,500.0)	6,398.8	6,399.4
Balance Forward to Next Year	7,500.0	1,101.2	(5,298.2)

<b>Appropriated Expenditure</b>	<b>Actual FY 2022</b>	<b>Estimate FY 2023</b>	<b>Estimate FY 2024</b>
<b>Expenditure Categories</b>	<b>FY 2022</b>	<b>FY 2023</b>	<b>FY 2024</b>
Personal Services	0.0	0.0	0.0
Employee Related Expenses	0.0	0.0	0.0
Prof. And Outside Services	0.0	0.0	0.0
Travel - In State	0.0	0.0	0.0
Travel - Out of State	0.0	0.0	0.0
Food	0.0	0.0	0.0
Aid to Organizations and Individuals	0.0	0.0	0.0
Other Operating Expenses	0.0	0.0	0.0
Equipment	0.0	0.0	0.0
Capital Outlay	0.0	0.0	0.0
Debt Service	0.0	0.0	0.0
Cost Allocation	0.0	0.0	0.0
Transfers	0.0	0.0	0.0
<b>Expenditure Categories Total:</b>	<b>0.0</b>	<b>0.0</b>	<b>0.0</b>
Non-Lapsing Authority from Prior Years	0.0	0.0	0.0
Administrative Adjustments	0.0	0.0	0.0
Capital Projects (Land, Buildings,Improvements)	0.0	0.0	0.0
Appropriated 27th Pay Roll	0.0	0.0	0.0
Legislative Fund Transfers	0.0	0.0	0.0
IT Project Transfers	0.0	0.0	0.0
<b>Appropriated Expenditure Total:</b>	<b>0.0</b>	<b>0.0</b>	<b>0.0</b>
<b>Appropriated FTE:</b>	<b>0.0</b>	<b>0.0</b>	<b>0.0</b>

<b>Non-Appropriated Expenditure</b>	<b>Actual FY 2022</b>	<b>Estimate FY 2023</b>	<b>Estimate FY 2024</b>
<b>Expenditure Categories</b>	<b>FY 2022</b>	<b>FY 2023</b>	<b>FY 2024</b>
Personal Services	0.0	0.0	0.6
Employee Related Expenses	0.0	0.0	0.0
Prof. And Outside Services	0.0	3,898.8	3,898.8
Travel - In State	0.0	0.0	0.0
Travel - Out of State	0.0	0.0	0.0
Food	0.0	0.0	0.0
Aid to Organizations and Individuals	0.0	10,000.0	10,000.0
Other Operating Expenses	0.0	0.0	0.0
Equipment	0.0	0.0	0.0
Capital Outlay	0.0	0.0	0.0
Debt Service	0.0	0.0	0.0
Cost Allocation	0.0	0.0	0.0
Transfers	(7,500.0)	(7,500.0)	(7,500.0)
<b>Expenditure Categories Total:</b>	<b>(7,500.0)</b>	<b>6,398.8</b>	<b>6,399.4</b>
Cap Transfer due to Fund Balance	0.0	0.0	0.0
Residual Equity Transfer	0.0	0.0	0.0
Prior Commitments or Obligated Expenditures	0.0	0.0	0.0
Non Appropriated 27th Pay Roll	0.0	0.0	0.0
<b>Non-Appropriated Expenditure Total:</b>	<b>(7,500.0)</b>	<b>6,398.8</b>	<b>6,399.4</b>
<b>Non-Appropriated FTE:</b>	<b>0.0</b>	<b>0.0</b>	<b>0.0</b>

**Fund Description**

OSP:



## Sources and Uses of Funds

<b>Agency:</b>	<b>Arizona Commerce Authority</b>
<b>Fund:</b>	<b>CA1016 Blockchain/Wearables Fund</b>

<b>Cash Flow Summary</b>	<b>Actual FY 2022</b>	<b>Estimate FY 2023</b>	<b>Estimate FY 2024</b>
Balance Forward from Prior Year	500.0	2,750.0	2,600.0
Total Available	500.0	2,750.0	2,600.0
Total Appropriated Disbursements	0.0	0.0	0.0
Total Non-Appropriated Disbursements	(2,250.0)	150.0	150.0
Balance Forward to Next Year	2,750.0	2,600.0	2,450.0

<b>Appropriated Expenditure</b>	<b>Actual FY 2022</b>	<b>Estimate FY 2023</b>	<b>Estimate FY 2024</b>
<b>Expenditure Categories</b>			
Personal Services	0.0	0.0	0.0
Employee Related Expenses	0.0	0.0	0.0
Prof. And Outside Services	0.0	0.0	0.0
Travel - In State	0.0	0.0	0.0
Travel - Out of State	0.0	0.0	0.0
Food	0.0	0.0	0.0
Aid to Organizations and Individuals	0.0	0.0	0.0
Other Operating Expenses	0.0	0.0	0.0
Equipment	0.0	0.0	0.0
Capital Outlay	0.0	0.0	0.0
Debt Service	0.0	0.0	0.0
Cost Allocation	0.0	0.0	0.0
Transfers	0.0	0.0	0.0
<b>Expenditure Categories Total:</b>	<b>0.0</b>	<b>0.0</b>	<b>0.0</b>
Non-Lapsing Authority from Prior Years	0.0	0.0	0.0
Administrative Adjustments	0.0	0.0	0.0
Capital Projects (Land, Buildings,Improvements)	0.0	0.0	0.0
Appropriated 27th Pay Roll	0.0	0.0	0.0
Legislative Fund Transfers	0.0	0.0	0.0
IT Project Transfers	0.0	0.0	0.0
<b>Appropriated Expenditure Total:</b>	<b>0.0</b>	<b>0.0</b>	<b>0.0</b>
<b>Appropriated FTE:</b>	<b>0.0</b>	<b>0.0</b>	<b>0.0</b>

<b>Non-Appropriated Expenditure</b>	<b>Actual FY 2022</b>	<b>Estimate FY 2023</b>	<b>Estimate FY 2024</b>
<b>Expenditure Categories</b>			
Personal Services	0.0	0.0	0.0
Employee Related Expenses	0.0	0.0	0.0
Prof. And Outside Services	0.0	0.0	0.0
Travel - In State	0.0	0.0	0.0
Travel - Out of State	0.0	0.0	0.0
Food	0.0	0.0	0.0
Aid to Organizations and Individuals	2,750.0	5,150.0	5,150.0
Other Operating Expenses	0.0	0.0	0.0
Equipment	0.0	0.0	0.0
Capital Outlay	0.0	0.0	0.0
Debt Service	0.0	0.0	0.0
Cost Allocation	0.0	0.0	0.0
Transfers	(5,000.0)	(5,000.0)	(5,000.0)
<b>Expenditure Categories Total:</b>	<b>(2,250.0)</b>	<b>150.0</b>	<b>150.0</b>
Cap Transfer due to Fund Balance	0.0	0.0	0.0
Residual Equity Transfer	0.0	0.0	0.0
Prior Commitments or Obligated Expenditures	0.0	0.0	0.0
Non Appropriated 27th Pay Roll	0.0	0.0	0.0
<b>Non-Appropriated Expenditure Total:</b>	<b>(2,250.0)</b>	<b>150.0</b>	<b>150.0</b>
<b>Non-Appropriated FTE:</b>	<b>0.0</b>	<b>0.0</b>	<b>0.0</b>

**Fund Description**

OSP:

## Sources and Uses of Funds

<b>Agency:</b>	<b>Arizona Commerce Authority</b>
<b>Fund:</b>	<b>CA1020 Mexico Trade Offices</b>

<b>Cash Flow Summary</b>	<b>Actual FY 2022</b>	<b>Estimate FY 2023</b>	<b>Estimate FY 2024</b>
Balance Forward from Prior Year	426.7	426.6	426.6
Total Available	426.7	426.6	426.6
Total Appropriated Disbursements	0.0	0.0	0.0
Total Non-Appropriated Disbursements	0.1	0.0	0.0
Balance Forward to Next Year	426.6	426.6	426.6

<b>Appropriated Expenditure</b>	<b>Actual FY 2022</b>	<b>Estimate FY 2023</b>	<b>Estimate FY 2024</b>
<b>Expenditure Categories</b>			
Personal Services	0.0	0.0	0.0
Employee Related Expenses	0.0	0.0	0.0
Prof. And Outside Services	0.0	0.0	0.0
Travel - In State	0.0	0.0	0.0
Travel - Out of State	0.0	0.0	0.0
Food	0.0	0.0	0.0
Aid to Organizations and Individuals	0.0	0.0	0.0
Other Operating Expenses	0.0	0.0	0.0
Equipment	0.0	0.0	0.0
Capital Outlay	0.0	0.0	0.0
Debt Service	0.0	0.0	0.0
Cost Allocation	0.0	0.0	0.0
Transfers	0.0	0.0	0.0
<b>Expenditure Categories Total:</b>	<b>0.0</b>	<b>0.0</b>	<b>0.0</b>
Non-Lapsing Authority from Prior Years	0.0	0.0	0.0
Administrative Adjustments	0.0	0.0	0.0
Capital Projects (Land, Buildings,Improvements)	0.0	0.0	0.0
Appropriated 27th Pay Roll	0.0	0.0	0.0
Legislative Fund Transfers	0.0	0.0	0.0
IT Project Transfers	0.0	0.0	0.0
<b>Appropriated Expenditure Total:</b>	<b>0.0</b>	<b>0.0</b>	<b>0.0</b>
<b>Appropriated FTE:</b>	<b>0.0</b>	<b>0.0</b>	<b>0.0</b>

<b>Non-Appropriated Expenditure</b>	<b>Actual FY 2022</b>	<b>Estimate FY 2023</b>	<b>Estimate FY 2024</b>
<b>Expenditure Categories</b>			
Personal Services	40.2	46.2	46.2
Employee Related Expenses	6.8	7.9	7.9
Prof. And Outside Services	272.2	264.6	264.6
Travel - In State	0.1	1.2	1.2
Travel - Out of State	1.7	4.6	4.6
Food	0.0	0.0	0.0
Aid to Organizations and Individuals	0.0	0.0	0.0
Other Operating Expenses	179.1	175.5	175.5
Equipment	0.0	0.0	0.0
Capital Outlay	0.0	0.0	0.0
Debt Service	0.0	0.0	0.0
Cost Allocation	0.0	0.0	0.0
Transfers	(500.0)	(500.0)	(500.0)
<b>Expenditure Categories Total:</b>	<b>0.1</b>	<b>0.0</b>	<b>0.0</b>
Cap Transfer due to Fund Balance	0.0	0.0	0.0
Residual Equity Transfer	0.0	0.0	0.0
Prior Commitments or Obligated Expenditures	0.0	0.0	0.0
Non Appropriated 27th Pay Roll	0.0	0.0	0.0
<b>Non-Appropriated Expenditure Total:</b>	<b>0.1</b>	<b>0.0</b>	<b>0.0</b>
<b>Non-Appropriated FTE:</b>	<b>0.0</b>	<b>46.2</b>	<b>46.2</b>

### **Fund Description**

OSP:

## Sources and Uses of Funds

<b>Agency:</b>	<b>Arizona Commerce Authority</b>
<b>Fund:</b>	<b>CA1021 Israel Trade Offices</b>

<b>Cash Flow Summary</b>	<b>Actual FY 2022</b>	<b>Estimate FY 2023</b>	<b>Estimate FY 2024</b>
Balance Forward from Prior Year	3.7	3.7	3.7
Total Available	3.7	3.7	3.7
Total Appropriated Disbursements	0.0	0.0	0.0
Total Non-Appropriated Disbursements	0.0	0.0	0.0
Balance Forward to Next Year	3.7	3.7	3.7

<b>Appropriated Expenditure</b>	<b>Actual FY 2022</b>	<b>Estimate FY 2023</b>	<b>Estimate FY 2024</b>
<b>Expenditure Categories</b>	<b>Actual FY 2022</b>	<b>Estimate FY 2023</b>	<b>Estimate FY 2024</b>
Personal Services	0.0	0.0	0.0
Employee Related Expenses	0.0	0.0	0.0
Prof. And Outside Services	0.0	0.0	0.0
Travel - In State	0.0	0.0	0.0
Travel - Out of State	0.0	0.0	0.0
Food	0.0	0.0	0.0
Aid to Organizations and Individuals	0.0	0.0	0.0
Other Operating Expenses	0.0	0.0	0.0
Equipment	0.0	0.0	0.0
Capital Outlay	0.0	0.0	0.0
Debt Service	0.0	0.0	0.0
Cost Allocation	0.0	0.0	0.0
Transfers	0.0	0.0	0.0
<b>Expenditure Categories Total:</b>	<b>0.0</b>	<b>0.0</b>	<b>0.0</b>
Non-Lapsing Authority from Prior Years	0.0	0.0	0.0
Administrative Adjustments	0.0	0.0	0.0
Capital Projects (Land, Buildings,Improvements)	0.0	0.0	0.0
Appropriated 27th Pay Roll	0.0	0.0	0.0
Legislative Fund Transfers	0.0	0.0	0.0
IT Project Transfers	0.0	0.0	0.0
<b>Appropriated Expenditure Total:</b>	<b>0.0</b>	<b>0.0</b>	<b>0.0</b>
<b>Appropriated FTE:</b>	<b>0.0</b>	<b>0.0</b>	<b>0.0</b>

<b>Non-Appropriated Expenditure</b>	<b>Actual FY 2022</b>	<b>Estimate FY 2023</b>	<b>Estimate FY 2024</b>
<b>Expenditure Categories</b>	<b>Actual FY 2022</b>	<b>Estimate FY 2023</b>	<b>Estimate FY 2024</b>
Personal Services	0.0	15.4	15.4
Employee Related Expenses	0.0	4.4	4.4
Prof. And Outside Services	114.0	117.5	117.5
Travel - In State	0.8	1.5	1.5
Travel - Out of State	12.1	21.4	21.4
Food	0.0	0.0	0.0
Aid to Organizations and Individuals	0.0	0.0	0.0
Other Operating Expenses	48.1	139.8	139.8
Equipment	0.0	0.0	0.0
Capital Outlay	0.0	0.0	0.0
Debt Service	0.0	0.0	0.0
Cost Allocation	0.0	0.0	0.0
Transfers	(175.0)	(300.0)	(300.0)
<b>Expenditure Categories Total:</b>	<b>0.0</b>	<b>0.0</b>	<b>0.0</b>
Cap Transfer due to Fund Balance	0.0	0.0	0.0
Residual Equity Transfer	0.0	0.0	0.0
Prior Commitments or Obligated Expenditures	0.0	0.0	0.0
Non Appropriated 27th Pay Roll	0.0	0.0	0.0
<b>Non-Appropriated Expenditure Total:</b>	<b>0.0</b>	<b>0.0</b>	<b>0.0</b>
<b>Non-Appropriated FTE:</b>	<b>0.0</b>	<b>0.0</b>	<b>0.0</b>

### Fund Description

OSP:

## Sources and Uses of Funds

<b>Agency:</b>	<b>Arizona Commerce Authority</b>
<b>Fund:</b>	<b>CA1023 Frankfurt Germany Trade Office Fund</b>

<b>Cash Flow Summary</b>	<b>Actual FY 2022</b>	<b>Estimate FY 2023</b>	<b>Estimate FY 2024</b>
Balance Forward from Prior Year	0.0	0.0	0.0
Total Available	0.0	0.0	0.0
Total Appropriated Disbursements	0.0	0.0	0.0
Total Non-Appropriated Disbursements	0.0	0.0	0.0
Balance Forward to Next Year	0.0	0.0	0.0

<b>Appropriated Expenditure</b>	<b>Actual FY 2022</b>	<b>Estimate FY 2023</b>	<b>Estimate FY 2024</b>
<b>Expenditure Categories</b>			
Personal Services	0.0	0.0	0.0
Employee Related Expenses	0.0	0.0	0.0
Prof. And Outside Services	0.0	0.0	0.0
Travel - In State	0.0	0.0	0.0
Travel - Out of State	0.0	0.0	0.0
Food	0.0	0.0	0.0
Aid to Organizations and Individuals	0.0	0.0	0.0
Other Operating Expenses	0.0	0.0	0.0
Equipment	0.0	0.0	0.0
Capital Outlay	0.0	0.0	0.0
Debt Service	0.0	0.0	0.0
Cost Allocation	0.0	0.0	0.0
Transfers	0.0	0.0	0.0
<b>Expenditure Categories Total:</b>	<b>0.0</b>	<b>0.0</b>	<b>0.0</b>
Non-Lapsing Authority from Prior Years	0.0	0.0	0.0
Administrative Adjustments	0.0	0.0	0.0
Capital Projects (Land, Buildings,Improvements)	0.0	0.0	0.0
Appropriated 27th Pay Roll	0.0	0.0	0.0
Legislative Fund Transfers	0.0	0.0	0.0
IT Project Transfers	0.0	0.0	0.0
<b>Appropriated Expenditure Total:</b>	<b>0.0</b>	<b>0.0</b>	<b>0.0</b>
<b>Appropriated FTE:</b>	<b>0.0</b>	<b>0.0</b>	<b>0.0</b>

<b>Non-Appropriated Expenditure</b>	<b>Actual FY 2022</b>	<b>Estimate FY 2023</b>	<b>Estimate FY 2024</b>
<b>Expenditure Categories</b>			
Personal Services	0.0	23.1	23.1
Employee Related Expenses	0.0	6.6	6.6
Prof. And Outside Services	79.9	210.0	210.0
Travel - In State	0.1	3.6	3.6
Travel - Out of State	9.0	40.6	40.6
Food	0.0	0.0	0.0
Aid to Organizations and Individuals	0.0	0.0	0.0
Other Operating Expenses	161.0	216.1	216.1
Equipment	0.0	0.0	0.0
Capital Outlay	0.0	0.0	0.0
Debt Service	0.0	0.0	0.0
Cost Allocation	0.0	0.0	0.0
Transfers	(250.0)	(500.0)	(500.0)
<b>Expenditure Categories Total:</b>	<b>0.0</b>	<b>0.0</b>	<b>0.0</b>
Cap Transfer due to Fund Balance	0.0	0.0	0.0
Residual Equity Transfer	0.0	0.0	0.0
Prior Commitments or Obligated Expenditures	0.0	0.0	0.0
Non Appropriated 27th Pay Roll	0.0	0.0	0.0
<b>Non-Appropriated Expenditure Total:</b>	<b>0.0</b>	<b>0.0</b>	<b>0.0</b>
<b>Non-Appropriated FTE:</b>	<b>0.0</b>	<b>0.0</b>	<b>0.0</b>

**Fund Description**

OSP:

## Sources and Uses of Funds

<b>Agency:</b>	<b>Arizona Commerce Authority</b>
<b>Fund:</b>	<b>CA1024 Asian Trade Offices Fund</b>

<b>Cash Flow Summary</b>	<b>Actual FY 2022</b>	<b>Estimate FY 2023</b>	<b>Estimate FY 2024</b>
Balance Forward from Prior Year	0.0	0.0	0.0
Total Available	0.0	0.0	0.0
Total Appropriated Disbursements	0.0	0.0	0.0
Total Non-Appropriated Disbursements	0.0	0.0	0.0
Balance Forward to Next Year	0.0	0.0	0.0

<b>Appropriated Expenditure</b>	<b>Actual FY 2022</b>	<b>Estimate FY 2023</b>	<b>Estimate FY 2024</b>
<b>Expenditure Categories</b>	<b>Actual FY 2022</b>	<b>Estimate FY 2023</b>	<b>Estimate FY 2024</b>
Personal Services	0.0	0.0	0.0
Employee Related Expenses	0.0	0.0	0.0
Prof. And Outside Services	0.0	0.0	0.0
Travel - In State	0.0	0.0	0.0
Travel - Out of State	0.0	0.0	0.0
Food	0.0	0.0	0.0
Aid to Organizations and Individuals	0.0	0.0	0.0
Other Operating Expenses	0.0	0.0	0.0
Equipment	0.0	0.0	0.0
Capital Outlay	0.0	0.0	0.0
Debt Service	0.0	0.0	0.0
Cost Allocation	0.0	0.0	0.0
Transfers	0.0	0.0	0.0
<b>Expenditure Categories Total:</b>	<b>0.0</b>	<b>0.0</b>	<b>0.0</b>
Non-Lapsing Authority from Prior Years	0.0	0.0	0.0
Administrative Adjustments	0.0	0.0	0.0
Capital Projects (Land, Buildings,Improvements)	0.0	0.0	0.0
Appropriated 27th Pay Roll	0.0	0.0	0.0
Legislative Fund Transfers	0.0	0.0	0.0
IT Project Transfers	0.0	0.0	0.0
<b>Appropriated Expenditure Total:</b>	<b>0.0</b>	<b>0.0</b>	<b>0.0</b>
<b>Appropriated FTE:</b>	<b>0.0</b>	<b>0.0</b>	<b>0.0</b>

<b>Non-Appropriated Expenditure</b>	<b>Actual FY 2022</b>	<b>Estimate FY 2023</b>	<b>Estimate FY 2024</b>
<b>Expenditure Categories</b>	<b>Actual FY 2022</b>	<b>Estimate FY 2023</b>	<b>Estimate FY 2024</b>
Personal Services	0.0	38.5	38.5
Employee Related Expenses	0.0	11.0	11.0
Prof. And Outside Services	0.0	130.3	130.3
Travel - In State	0.0	0.0	0.0
Travel - Out of State	0.0	26.5	26.5
Food	0.0	0.0	0.0
Aid to Organizations and Individuals	0.0	0.0	0.0
Other Operating Expenses	0.0	543.7	543.7
Equipment	0.0	0.0	0.0
Capital Outlay	0.0	0.0	0.0
Debt Service	0.0	0.0	0.0
Cost Allocation	0.0	0.0	0.0
Transfers	0.0	(750.0)	(750.0)
<b>Expenditure Categories Total:</b>	<b>0.0</b>	<b>0.0</b>	<b>0.0</b>
Cap Transfer due to Fund Balance	0.0	0.0	0.0
Residual Equity Transfer	0.0	0.0	0.0
Prior Commitments or Obligated Expenditures	0.0	0.0	0.0
Non Appropriated 27th Pay Roll	0.0	0.0	0.0
<b>Non-Appropriated Expenditure Total:</b>	<b>0.0</b>	<b>0.0</b>	<b>0.0</b>
<b>Non-Appropriated FTE:</b>	<b>0.0</b>	<b>0.0</b>	<b>0.0</b>

### **Fund Description**

OSP:

## Sources and Uses of Funds

<b>Agency:</b>	<b>Arizona Commerce Authority</b>
<b>Fund:</b>	<b>CA1025 State Workforce Programs</b>

<b>Cash Flow Summary</b>	<b>Actual FY 2022</b>	<b>Estimate FY 2023</b>	<b>Estimate FY 2024</b>
Balance Forward from Prior Year	(612.3)	(390.4)	0.0
Revenue (From Revenue Schedule)	1,106.1	390.4	0.0
Total Available	493.8	0.0	0.0
Total Appropriated Disbursements	0.0	0.0	0.0
Total Non-Appropriated Disbursements	884.2	0.0	0.0
Balance Forward to Next Year	(390.4)	0.0	0.0

<b>Appropriated Expenditure</b>	<b>Actual FY 2022</b>	<b>Estimate FY 2023</b>	<b>Estimate FY 2024</b>
<b>Expenditure Categories</b>			
Personal Services	0.0	0.0	0.0
Employee Related Expenses	0.0	0.0	0.0
Prof. And Outside Services	0.0	0.0	0.0
Travel - In State	0.0	0.0	0.0
Travel - Out of State	0.0	0.0	0.0
Food	0.0	0.0	0.0
Aid to Organizations and Individuals	0.0	0.0	0.0
Other Operating Expenses	0.0	0.0	0.0
Equipment	0.0	0.0	0.0
Capital Outlay	0.0	0.0	0.0
Debt Service	0.0	0.0	0.0
Cost Allocation	0.0	0.0	0.0
Transfers	0.0	0.0	0.0
<b>Expenditure Categories Total:</b>	<b>0.0</b>	<b>0.0</b>	<b>0.0</b>
Non-Lapsing Authority from Prior Years	0.0	0.0	0.0
Administrative Adjustments	0.0	0.0	0.0
Capital Projects (Land, Buildings,Improvements)	0.0	0.0	0.0
Appropriated 27th Pay Roll	0.0	0.0	0.0
Legislative Fund Transfers	0.0	0.0	0.0
IT Project Transfers	0.0	0.0	0.0
<b>Appropriated Expenditure Total:</b>	<b>0.0</b>	<b>0.0</b>	<b>0.0</b>
<b>Appropriated FTE:</b>	<b>0.0</b>	<b>0.0</b>	<b>0.0</b>

<b>Non-Appropriated Expenditure</b>	<b>Actual FY 2022</b>	<b>Estimate FY 2023</b>	<b>Estimate FY 2024</b>
<b>Expenditure Categories</b>			
Personal Services	0.0	0.0	0.0
Employee Related Expenses	0.0	0.0	0.0
Prof. And Outside Services	37.0	0.0	0.0
Travel - In State	0.0	0.0	0.0
Travel - Out of State	0.0	0.0	0.0
Food	0.0	0.0	0.0
Aid to Organizations and Individuals	796.4	0.0	0.0
Other Operating Expenses	50.8	0.0	0.0
Equipment	0.0	0.0	0.0
Capital Outlay	0.0	0.0	0.0
Debt Service	0.0	0.0	0.0
Cost Allocation	0.0	0.0	0.0
Transfers	0.0	0.0	0.0
<b>Expenditure Categories Total:</b>	<b>884.2</b>	<b>0.0</b>	<b>0.0</b>
Cap Transfer due to Fund Balance	0.0	0.0	0.0
Residual Equity Transfer	0.0	0.0	0.0
Prior Commitments or Obligated Expenditures	0.0	0.0	0.0
Non Appropriated 27th Pay Roll	0.0	0.0	0.0
<b>Non-Appropriated Expenditure Total:</b>	<b>884.2</b>	<b>0.0</b>	<b>0.0</b>
<b>Non-Appropriated FTE:</b>	<b>0.0</b>	<b>0.0</b>	<b>0.0</b>

**Fund Description**

OSP:

## Sources and Uses of Funds

<b>Agency:</b>	<b>Arizona Commerce Authority</b>
<b>Fund:</b>	<b>CA1026 Economic Development Fund</b>

<b>Cash Flow Summary</b>	<b>Actual FY 2022</b>	<b>Estimate FY 2023</b>	<b>Estimate FY 2024</b>
Balance Forward from Prior Year	(804.0)	(1,042.2)	(721.9)
Revenue (From Revenue Schedule)	4,250.6	8,171.1	0.0
Total Available	3,446.6	7,128.9	(721.9)
Total Appropriated Disbursements	0.0	0.0	0.0
Total Non-Appropriated Disbursements	4,488.8	7,850.8	7,850.8
Balance Forward to Next Year	(1,042.2)	(721.9)	(8,572.7)

<b>Appropriated Expenditure</b>	<b>Actual FY 2022</b>	<b>Estimate FY 2023</b>	<b>Estimate FY 2024</b>
<b>Expenditure Categories</b>			
Personal Services	0.0	0.0	0.0
Employee Related Expenses	0.0	0.0	0.0
Prof. And Outside Services	0.0	0.0	0.0
Travel - In State	0.0	0.0	0.0
Travel - Out of State	0.0	0.0	0.0
Food	0.0	0.0	0.0
Aid to Organizations and Individuals	0.0	0.0	0.0
Other Operating Expenses	0.0	0.0	0.0
Equipment	0.0	0.0	0.0
Capital Outlay	0.0	0.0	0.0
Debt Service	0.0	0.0	0.0
Cost Allocation	0.0	0.0	0.0
Transfers	0.0	0.0	0.0
<b>Expenditure Categories Total:</b>	<b>0.0</b>	<b>0.0</b>	<b>0.0</b>
Non-Lapsing Authority from Prior Years	0.0	0.0	0.0
Administrative Adjustments	0.0	0.0	0.0
Capital Projects (Land, Buildings,Improvements)	0.0	0.0	0.0
Appropriated 27th Pay Roll	0.0	0.0	0.0
Legislative Fund Transfers	0.0	0.0	0.0
IT Project Transfers	0.0	0.0	0.0
<b>Appropriated Expenditure Total:</b>	<b>0.0</b>	<b>0.0</b>	<b>0.0</b>
<b>Appropriated FTE:</b>	<b>0.0</b>	<b>0.0</b>	<b>0.0</b>

<b>Non-Appropriated Expenditure</b>	<b>Actual FY 2022</b>	<b>Estimate FY 2023</b>	<b>Estimate FY 2024</b>
<b>Expenditure Categories</b>			
Personal Services	499.8	935.9	935.9
Employee Related Expenses	106.6	231.5	231.5
Prof. And Outside Services	1,791.8	4,805.2	4,805.2
Travel - In State	0.1	43.4	43.4
Travel - Out of State	3.8	11.8	11.8
Food	0.0	0.0	0.0
Aid to Organizations and Individuals	0.0	0.0	0.0
Other Operating Expenses	2,086.7	1,819.7	1,819.7
Equipment	0.0	3.3	3.3
Capital Outlay	0.0	0.0	0.0
Debt Service	0.0	0.0	0.0
Cost Allocation	0.0	0.0	0.0
Transfers	0.0	0.0	0.0
<b>Expenditure Categories Total:</b>	<b>4,488.8</b>	<b>7,850.8</b>	<b>7,850.8</b>
Cap Transfer due to Fund Balance	0.0	0.0	0.0
Residual Equity Transfer	0.0	0.0	0.0
Prior Commitments or Obligated Expenditures	0.0	0.0	0.0
Non Appropriated 27th Pay Roll	0.0	0.0	0.0
<b>Non-Appropriated Expenditure Total:</b>	<b>4,488.8</b>	<b>7,850.8</b>	<b>7,850.8</b>
<b>Non-Appropriated FTE:</b>	<b>0.0</b>	<b>0.0</b>	<b>0.0</b>

### **Fund Description**

OSP:

## Sources and Uses of Funds

<b>Agency:</b>	<b>Arizona Commerce Authority</b>
<b>Fund:</b>	<b>CA1027 ADOA Business One-Stop Fund</b>

<b>Cash Flow Summary</b>	<b>Actual FY 2022</b>	<b>Estimate FY 2023</b>	<b>Estimate FY 2024</b>
Balance Forward from Prior Year	0.0	(1.5)	0.0
Revenue (From Revenue Schedule)	2.1	146.8	0.0
Total Available	2.1	145.3	0.0
Total Appropriated Disbursements	0.0	0.0	0.0
Total Non-Appropriated Disbursements	3.6	145.3	145.3
Balance Forward to Next Year	(1.5)	0.0	(145.3)

<b>Appropriated Expenditure</b>	<b>Actual FY 2022</b>	<b>Estimate FY 2023</b>	<b>Estimate FY 2024</b>
<b>Expenditure Categories</b>			
Personal Services	0.0	0.0	0.0
Employee Related Expenses	0.0	0.0	0.0
Prof. And Outside Services	0.0	0.0	0.0
Travel - In State	0.0	0.0	0.0
Travel - Out of State	0.0	0.0	0.0
Food	0.0	0.0	0.0
Aid to Organizations and Individuals	0.0	0.0	0.0
Other Operating Expenses	0.0	0.0	0.0
Equipment	0.0	0.0	0.0
Capital Outlay	0.0	0.0	0.0
Debt Service	0.0	0.0	0.0
Cost Allocation	0.0	0.0	0.0
Transfers	0.0	0.0	0.0
<b>Expenditure Categories Total:</b>	0.0	0.0	0.0
Non-Lapsing Authority from Prior Years	0.0	0.0	0.0
Administrative Adjustments	0.0	0.0	0.0
Capital Projects (Land, Buildings,Improvements)	0.0	0.0	0.0
Appropriated 27th Pay Roll	0.0	0.0	0.0
Legislative Fund Transfers	0.0	0.0	0.0
IT Project Transfers	0.0	0.0	0.0
<b>Appropriated Expenditure Total:</b>	0.0	0.0	0.0
<b>Appropriated FTE:</b>	0.0	0.0	0.0

<b>Non-Appropriated Expenditure</b>	<b>Actual FY 2022</b>	<b>Estimate FY 2023</b>	<b>Estimate FY 2024</b>
<b>Expenditure Categories</b>			
Personal Services	2.8	19.5	19.5
Employee Related Expenses	0.8	4.2	4.2
Prof. And Outside Services	0.0	0.0	0.0
Travel - In State	0.0	0.0	0.0
Travel - Out of State	0.0	0.0	0.0
Food	0.0	0.0	0.0
Aid to Organizations and Individuals	0.0	0.0	0.0
Other Operating Expenses	0.0	121.6	121.6
Equipment	0.0	0.0	0.0
Capital Outlay	0.0	0.0	0.0
Debt Service	0.0	0.0	0.0
Cost Allocation	0.0	0.0	0.0
Transfers	0.0	0.0	0.0
<b>Expenditure Categories Total:</b>	3.6	145.3	145.3
Cap Transfer due to Fund Balance	0.0	0.0	0.0
Residual Equity Transfer	0.0	0.0	0.0
Prior Commitments or Obligated Expenditures	0.0	0.0	0.0
Non Appropriated 27th Pay Roll	0.0	0.0	0.0
<b>Non-Appropriated Expenditure Total:</b>	3.6	145.3	145.3
<b>Non-Appropriated FTE:</b>	0.0	0.0	0.0

**Fund Description**

OSP:



## Sources and Uses of Funds

<b>Agency:</b>	<b>Arizona Commerce Authority</b>
<b>Fund:</b>	<b>CA1090 Water Infrastructure and Commerce Grant Fund</b>

<b>Cash Flow Summary</b>	<b>Actual FY 2022</b>	<b>Estimate FY 2023</b>	<b>Estimate FY 2024</b>
Balance Forward from Prior Year	0.0	0.0	0.0
Total Available	0.0	0.0	0.0
Total Appropriated Disbursements	0.0	0.0	0.0
Total Non-Appropriated Disbursements	0.0	0.0	0.0
Balance Forward to Next Year	0.0	0.0	0.0

<b>Appropriated Expenditure</b>	<b>Actual FY 2022</b>	<b>Estimate FY 2023</b>	<b>Estimate FY 2024</b>
<b>Expenditure Categories</b>	<b>Actual FY 2022</b>	<b>Estimate FY 2023</b>	<b>Estimate FY 2024</b>
Personal Services	0.0	0.0	0.0
Employee Related Expenses	0.0	0.0	0.0
Prof. And Outside Services	0.0	0.0	0.0
Travel - In State	0.0	0.0	0.0
Travel - Out of State	0.0	0.0	0.0
Food	0.0	0.0	0.0
Aid to Organizations and Individuals	0.0	0.0	0.0
Other Operating Expenses	0.0	0.0	0.0
Equipment	0.0	0.0	0.0
Capital Outlay	0.0	0.0	0.0
Debt Service	0.0	0.0	0.0
Cost Allocation	0.0	0.0	0.0
Transfers	0.0	0.0	0.0
<b>Expenditure Categories Total:</b>	<b>0.0</b>	<b>0.0</b>	<b>0.0</b>
Non-Lapsing Authority from Prior Years	0.0	0.0	0.0
Administrative Adjustments	0.0	0.0	0.0
Capital Projects (Land, Buildings,Improvements)	0.0	0.0	0.0
Appropriated 27th Pay Roll	0.0	0.0	0.0
Legislative Fund Transfers	0.0	0.0	0.0
IT Project Transfers	0.0	0.0	0.0
<b>Appropriated Expenditure Total:</b>	<b>0.0</b>	<b>0.0</b>	<b>0.0</b>
<b>Appropriated FTE:</b>	<b>0.0</b>	<b>0.0</b>	<b>0.0</b>

<b>Non-Appropriated Expenditure</b>	<b>Actual FY 2022</b>	<b>Estimate FY 2023</b>	<b>Estimate FY 2024</b>
<b>Expenditure Categories</b>	<b>Actual FY 2022</b>	<b>Estimate FY 2023</b>	<b>Estimate FY 2024</b>
Personal Services	0.0	0.0	0.0
Employee Related Expenses	0.0	0.0	0.0
Prof. And Outside Services	0.0	0.0	0.0
Travel - In State	0.0	0.0	0.0
Travel - Out of State	0.0	0.0	0.0
Food	0.0	0.0	0.0
Aid to Organizations and Individuals	0.0	15,000.0	15,000.0
Other Operating Expenses	0.0	0.0	0.0
Equipment	0.0	0.0	0.0
Capital Outlay	0.0	0.0	0.0
Debt Service	0.0	0.0	0.0
Cost Allocation	0.0	0.0	0.0
Transfers	0.0	(15,000.0)	(15,000.0)
<b>Expenditure Categories Total:</b>	<b>0.0</b>	<b>0.0</b>	<b>0.0</b>
Cap Transfer due to Fund Balance	0.0	0.0	0.0
Residual Equity Transfer	0.0	0.0	0.0
Prior Commitments or Obligated Expenditures	0.0	0.0	0.0
Non Appropriated 27th Pay Roll	0.0	0.0	0.0
<b>Non-Appropriated Expenditure Total:</b>	<b>0.0</b>	<b>0.0</b>	<b>0.0</b>
<b>Non-Appropriated FTE:</b>	<b>0.0</b>	<b>0.0</b>	<b>0.0</b>

### **Fund Description**

OSP:

## Sources and Uses of Funds

<b>Agency:</b>	<b>Arizona Commerce Authority</b>
<b>Fund:</b>	<b>CA1237 Work Force Recruitment and Job Training Fund</b>

<b>Cash Flow Summary</b>	<b>Actual FY 2022</b>	<b>Estimate FY 2023</b>	<b>Estimate FY 2024</b>
Balance Forward from Prior Year	15,414.3	12,362.6	0.0
Revenue (From Revenue Schedule)	62.1	12.9	0.0
Total Available	15,476.4	12,375.5	0.0
Total Appropriated Disbursements	0.0	0.0	0.0
Total Non-Appropriated Disbursements	3,113.8	12,375.5	0.0
Balance Forward to Next Year	12,362.6	0.0	0.0

<b>Appropriated Expenditure</b>	<b>Actual FY 2022</b>	<b>Estimate FY 2023</b>	<b>Estimate FY 2024</b>
<b>Expenditure Categories</b>			
Personal Services	0.0	0.0	0.0
Employee Related Expenses	0.0	0.0	0.0
Prof. And Outside Services	0.0	0.0	0.0
Travel - In State	0.0	0.0	0.0
Travel - Out of State	0.0	0.0	0.0
Food	0.0	0.0	0.0
Aid to Organizations and Individuals	0.0	0.0	0.0
Other Operating Expenses	0.0	0.0	0.0
Equipment	0.0	0.0	0.0
Capital Outlay	0.0	0.0	0.0
Debt Service	0.0	0.0	0.0
Cost Allocation	0.0	0.0	0.0
Transfers	0.0	0.0	0.0
<b>Expenditure Categories Total:</b>	<b>0.0</b>	<b>0.0</b>	<b>0.0</b>
Non-Lapsing Authority from Prior Years	0.0	0.0	0.0
Administrative Adjustments	0.0	0.0	0.0
Capital Projects (Land, Buildings,Improvements)	0.0	0.0	0.0
Appropriated 27th Pay Roll	0.0	0.0	0.0
Legislative Fund Transfers	0.0	0.0	0.0
IT Project Transfers	0.0	0.0	0.0
<b>Appropriated Expenditure Total:</b>	<b>0.0</b>	<b>0.0</b>	<b>0.0</b>
<b>Appropriated FTE:</b>	<b>0.0</b>	<b>0.0</b>	<b>0.0</b>

<b>Non-Appropriated Expenditure</b>	<b>Actual FY 2022</b>	<b>Estimate FY 2023</b>	<b>Estimate FY 2024</b>
<b>Expenditure Categories</b>			
Personal Services	0.0	0.0	0.0
Employee Related Expenses	0.0	0.0	0.0
Prof. And Outside Services	0.0	0.0	0.0
Travel - In State	0.0	0.0	0.0
Travel - Out of State	0.0	0.0	0.0
Food	0.0	0.0	0.0
Aid to Organizations and Individuals	3,113.8	0.0	0.0
Other Operating Expenses	0.0	0.0	0.0
Equipment	0.0	0.0	0.0
Capital Outlay	0.0	0.0	0.0
Debt Service	0.0	0.0	0.0
Cost Allocation	0.0	0.0	0.0
Transfers	0.0	0.0	0.0
<b>Expenditure Categories Total:</b>	<b>3,113.8</b>	<b>0.0</b>	<b>0.0</b>
Cap Transfer due to Fund Balance	0.0	0.0	0.0
Residual Equity Transfer	0.0	12,375.5	0.0
Prior Commitments or Obligated Expenditures	0.0	0.0	0.0
Non Appropriated 27th Pay Roll	0.0	0.0	0.0
<b>Non-Appropriated Expenditure Total:</b>	<b>3,113.8</b>	<b>12,375.5</b>	<b>0.0</b>
<b>Non-Appropriated FTE:</b>	<b>0.0</b>	<b>0.0</b>	<b>0.0</b>

## Sources and Uses of Funds

**Agency:** Arizona Commerce Authority

### Fund Description

OSPB: Consists of Job Training Tax revenues used to provide training for specific employment opportunities with qualified new and expanding businesses, however the tax was repealed in 2015 and this fund and its associated program are scheduled to repeal on January 1, 2021, with unexpended unencumbered monies to be reverted to the General Fund.

## Sources and Uses of Funds

<b>Agency:</b>	<b>Arizona Commerce Authority</b>
<b>Fund:</b>	<b>CA2000 Federal Grants Fund</b>

<b>Cash Flow Summary</b>	<b>Actual FY 2022</b>	<b>Estimate FY 2023</b>	<b>Estimate FY 2024</b>
Balance Forward from Prior Year	(696.7)	(622.7)	28,314.7
Revenue (From Revenue Schedule)	2,858.8	39,113.7	32,262.2
Total Available	2,162.1	38,491.0	60,576.9
Total Appropriated Disbursements	0.0	0.0	0.0
Total Non-Appropriated Disbursements	2,784.8	10,176.3	10,176.3
Balance Forward to Next Year	(622.7)	28,314.7	50,400.6

<b>Appropriated Expenditure</b>	<b>Actual FY 2022</b>	<b>Estimate FY 2023</b>	<b>Estimate FY 2024</b>
<b>Expenditure Categories</b>			
Personal Services	0.0	0.0	0.0
Employee Related Expenses	0.0	0.0	0.0
Prof. And Outside Services	0.0	0.0	0.0
Travel - In State	0.0	0.0	0.0
Travel - Out of State	0.0	0.0	0.0
Food	0.0	0.0	0.0
Aid to Organizations and Individuals	0.0	0.0	0.0
Other Operating Expenses	0.0	0.0	0.0
Equipment	0.0	0.0	0.0
Capital Outlay	0.0	0.0	0.0
Debt Service	0.0	0.0	0.0
Cost Allocation	0.0	0.0	0.0
Transfers	0.0	0.0	0.0
<b>Expenditure Categories Total:</b>	<b>0.0</b>	<b>0.0</b>	<b>0.0</b>
Non-Lapsing Authority from Prior Years	0.0	0.0	0.0
Administrative Adjustments	0.0	0.0	0.0
Capital Projects (Land, Buildings,Improvements)	0.0	0.0	0.0
Appropriated 27th Pay Roll	0.0	0.0	0.0
Legislative Fund Transfers	0.0	0.0	0.0
IT Project Transfers	0.0	0.0	0.0
<b>Appropriated Expenditure Total:</b>	<b>0.0</b>	<b>0.0</b>	<b>0.0</b>
<b>Appropriated FTE:</b>	<b>0.0</b>	<b>0.0</b>	<b>0.0</b>

<b>Non-Appropriated Expenditure</b>	<b>Actual FY 2022</b>	<b>Estimate FY 2023</b>	<b>Estimate FY 2024</b>
<b>Expenditure Categories</b>			
Personal Services	1,041.9	1,260.7	1,260.7
Employee Related Expenses	215.4	262.5	262.5
Prof. And Outside Services	1,160.4	8,314.9	8,314.9
Travel - In State	1.5	24.6	24.6
Travel - Out of State	10.1	26.3	26.3
Food	0.0	0.0	0.0
Aid to Organizations and Individuals	15.0	0.0	0.0
Other Operating Expenses	309.7	287.3	287.3
Equipment	0.0	0.0	0.0
Capital Outlay	0.0	0.0	0.0
Debt Service	0.0	0.0	0.0
Cost Allocation	0.0	0.0	0.0
Transfers	30.8	0.0	0.0
<b>Expenditure Categories Total:</b>	<b>2,784.8</b>	<b>10,176.3</b>	<b>10,176.3</b>
Cap Transfer due to Fund Balance	0.0	0.0	0.0
Residual Equity Transfer	0.0	0.0	0.0
Prior Commitments or Obligated Expenditures	0.0	0.0	0.0
Non Appropriated 27th Pay Roll	0.0	0.0	0.0
<b>Non-Appropriated Expenditure Total:</b>	<b>2,784.8</b>	<b>10,176.3</b>	<b>10,176.3</b>
<b>Non-Appropriated FTE:</b>	<b>0.0</b>	<b>0.0</b>	<b>0.0</b>

# Sources and Uses of Funds

**Agency:** Arizona Commerce Authority

**Fund Description**

OSP: Revenues consist of grant monies from the federal government, and are used for programmatic costs relating to workforce development, apprenticeship services, and sector and energy strategy.

## Sources and Uses of Funds

<b>Agency:</b>	<b>Arizona Commerce Authority</b>
<b>Fund:</b>	<b>CA2547 Arizona Commerce Authority Fund</b>

<b>Cash Flow Summary</b>	<b>Actual FY 2022</b>	<b>Estimate FY 2023</b>	<b>Estimate FY 2024</b>
Balance Forward from Prior Year	684.0	684.0	684.0
Total Available	684.0	684.0	684.0
Total Appropriated Disbursements	0.0	0.0	0.0
Total Non-Appropriated Disbursements	0.0	0.0	0.0
Balance Forward to Next Year	684.0	684.0	684.0

<b>Appropriated Expenditure</b>	<b>Actual FY 2022</b>	<b>Estimate FY 2023</b>	<b>Estimate FY 2024</b>
<b>Expenditure Categories</b>			
Personal Services	0.0	0.0	0.0
Employee Related Expenses	0.0	0.0	0.0
Prof. And Outside Services	0.0	0.0	0.0
Travel - In State	0.0	0.0	0.0
Travel - Out of State	0.0	0.0	0.0
Food	0.0	0.0	0.0
Aid to Organizations and Individuals	0.0	0.0	0.0
Other Operating Expenses	0.0	0.0	0.0
Equipment	0.0	0.0	0.0
Capital Outlay	0.0	0.0	0.0
Debt Service	0.0	0.0	0.0
Cost Allocation	0.0	0.0	0.0
Transfers	0.0	0.0	0.0
<b>Expenditure Categories Total:</b>	<b>0.0</b>	<b>0.0</b>	<b>0.0</b>
Non-Lapsing Authority from Prior Years	0.0	0.0	0.0
Administrative Adjustments	0.0	0.0	0.0
Capital Projects (Land, Buildings,Improvements)	0.0	0.0	0.0
Appropriated 27th Pay Roll	0.0	0.0	0.0
Legislative Fund Transfers	0.0	0.0	0.0
IT Project Transfers	0.0	0.0	0.0
<b>Appropriated Expenditure Total:</b>	<b>0.0</b>	<b>0.0</b>	<b>0.0</b>
<b>Appropriated FTE:</b>	<b>0.0</b>	<b>0.0</b>	<b>0.0</b>

<b>Non-Appropriated Expenditure</b>	<b>Actual FY 2022</b>	<b>Estimate FY 2023</b>	<b>Estimate FY 2024</b>
<b>Expenditure Categories</b>			
Personal Services	5,220.5	6,191.8	6,191.8
Employee Related Expenses	1,032.8	1,281.7	1,281.7
Prof. And Outside Services	1,145.1	576.3	576.3
Travel - In State	84.7	123.8	123.8
Travel - Out of State	84.2	185.2	185.2
Food	0.0	0.0	0.0
Aid to Organizations and Individuals	0.0	0.0	0.0
Other Operating Expenses	2,368.5	1,568.1	1,568.1
Equipment	64.2	73.1	73.1
Capital Outlay	0.0	0.0	0.0
Debt Service	0.0	0.0	0.0
Cost Allocation	0.0	0.0	0.0
Transfers	(10,000.0)	(10,000.0)	(10,000.0)
<b>Expenditure Categories Total:</b>	<b>0.0</b>	<b>0.0</b>	<b>0.0</b>
Cap Transfer due to Fund Balance	0.0	0.0	0.0
Residual Equity Transfer	0.0	0.0	0.0
Prior Commitments or Obligated Expenditures	0.0	0.0	0.0
Non Appropriated 27th Pay Roll	0.0	0.0	0.0
<b>Non-Appropriated Expenditure Total:</b>	<b>0.0</b>	<b>0.0</b>	<b>0.0</b>
<b>Non-Appropriated FTE:</b>	<b>0.0</b>	<b>0.0</b>	<b>0.0</b>

### Fund Description

OSP: Revenues consist primarily of tax withholdings and are used to fund the operations of the Arizona Commerce Authority.

## Sources and Uses of Funds

<b>Agency:</b>	<b>Arizona Commerce Authority</b>
<b>Fund:</b>	<b>CA2548 Arizona Competes Fund</b>

<b>Cash Flow Summary</b>	<b>Actual FY 2022</b>	<b>Estimate FY 2023</b>	<b>Estimate FY 2024</b>
Balance Forward from Prior Year	59,283.0	113,431.6	104,965.6
Revenue (From Revenue Schedule)	3,942.0	3,989.0	3,989.0
Total Available	63,225.0	117,420.6	108,954.6
Total Appropriated Disbursements	0.0	0.0	0.0
Total Non-Appropriated Disbursements	(50,206.6)	12,455.0	12,455.0
Balance Forward to Next Year	113,431.6	104,965.6	96,499.6

<b>Appropriated Expenditure</b>	<b>Actual FY 2022</b>	<b>Estimate FY 2023</b>	<b>Estimate FY 2024</b>
<b>Expenditure Categories</b>			
Personal Services	0.0	0.0	0.0
Employee Related Expenses	0.0	0.0	0.0
Prof. And Outside Services	0.0	0.0	0.0
Travel - In State	0.0	0.0	0.0
Travel - Out of State	0.0	0.0	0.0
Food	0.0	0.0	0.0
Aid to Organizations and Individuals	0.0	0.0	0.0
Other Operating Expenses	0.0	0.0	0.0
Equipment	0.0	0.0	0.0
Capital Outlay	0.0	0.0	0.0
Debt Service	0.0	0.0	0.0
Cost Allocation	0.0	0.0	0.0
Transfers	0.0	0.0	0.0
<b>Expenditure Categories Total:</b>	<b>0.0</b>	<b>0.0</b>	<b>0.0</b>
Non-Lapsing Authority from Prior Years	0.0	0.0	0.0
Administrative Adjustments	0.0	0.0	0.0
Capital Projects (Land, Buildings,Improvements)	0.0	0.0	0.0
Appropriated 27th Pay Roll	0.0	0.0	0.0
Legislative Fund Transfers	0.0	0.0	0.0
IT Project Transfers	0.0	0.0	0.0
<b>Appropriated Expenditure Total:</b>	<b>0.0</b>	<b>0.0</b>	<b>0.0</b>
<b>Appropriated FTE:</b>	<b>0.0</b>	<b>0.0</b>	<b>0.0</b>

<b>Non-Appropriated Expenditure</b>	<b>Actual FY 2022</b>	<b>Estimate FY 2023</b>	<b>Estimate FY 2024</b>
<b>Expenditure Categories</b>			
Personal Services	0.0	0.0	0.0
Employee Related Expenses	0.0	0.0	0.0
Prof. And Outside Services	0.0	0.0	0.0
Travel - In State	0.0	0.0	0.0
Travel - Out of State	0.0	0.0	0.0
Food	0.0	0.0	0.0
Aid to Organizations and Individuals	5,293.4	17,955.0	17,955.0
Other Operating Expenses	0.0	0.0	0.0
Equipment	0.0	0.0	0.0
Capital Outlay	0.0	0.0	0.0
Debt Service	0.0	0.0	0.0
Cost Allocation	0.0	0.0	0.0
Transfers	(55,500.0)	(5,500.0)	(5,500.0)
<b>Expenditure Categories Total:</b>	<b>(50,206.6)</b>	<b>12,455.0</b>	<b>12,455.0</b>
Cap Transfer due to Fund Balance	0.0	0.0	0.0
Residual Equity Transfer	0.0	0.0	0.0
Prior Commitments or Obligated Expenditures	0.0	0.0	0.0
Non Appropriated 27th Pay Roll	0.0	0.0	0.0
<b>Non-Appropriated Expenditure Total:</b>	<b>(50,206.6)</b>	<b>12,455.0</b>	<b>12,455.0</b>
<b>Non-Appropriated FTE:</b>	<b>0.0</b>	<b>0.0</b>	<b>0.0</b>

# Sources and Uses of Funds

**Agency:** Arizona Commerce Authority

## **Fund Description**

OSPB: Revenues consist of tax withholdings, state lottery fund deposits, and various Corporation Commission filing and registration fees. Monies are used to enhance economic development efforts, including deal closing grants to Arizona businesses.



## Sources and Uses of Funds

<b>Agency:</b>	<b>Arizona Commerce Authority</b>
<b>Fund:</b>	<b>CA2975 Title VI - Coronavirus Relief Fund</b>

<b>Cash Flow Summary</b>	<b>Actual FY 2022</b>	<b>Estimate FY 2023</b>	<b>Estimate FY 2024</b>
Balance Forward from Prior Year	0.0	0.0	0.0
Total Available	0.0	0.0	0.0
Total Appropriated Disbursements	0.0	0.0	0.0
Total Non-Appropriated Disbursements	0.0	0.0	0.0
Balance Forward to Next Year	0.0	0.0	0.0

<b>Appropriated Expenditure</b>	<b>Actual FY 2022</b>	<b>Estimate FY 2023</b>	<b>Estimate FY 2024</b>
<b>Expenditure Categories</b>			
Personal Services	0.0	0.0	0.0
Employee Related Expenses	0.0	0.0	0.0
Prof. And Outside Services	0.0	0.0	0.0
Travel - In State	0.0	0.0	0.0
Travel - Out of State	0.0	0.0	0.0
Food	0.0	0.0	0.0
Aid to Organizations and Individuals	0.0	0.0	0.0
Other Operating Expenses	0.0	0.0	0.0
Equipment	0.0	0.0	0.0
Capital Outlay	0.0	0.0	0.0
Debt Service	0.0	0.0	0.0
Cost Allocation	0.0	0.0	0.0
Transfers	0.0	0.0	0.0
<b>Expenditure Categories Total:</b>	<b>0.0</b>	<b>0.0</b>	<b>0.0</b>
Non-Lapsing Authority from Prior Years	0.0	0.0	0.0
Administrative Adjustments	0.0	0.0	0.0
Capital Projects (Land, Buildings,Improvements)	0.0	0.0	0.0
Appropriated 27th Pay Roll	0.0	0.0	0.0
Legislative Fund Transfers	0.0	0.0	0.0
IT Project Transfers	0.0	0.0	0.0
<b>Appropriated Expenditure Total:</b>	<b>0.0</b>	<b>0.0</b>	<b>0.0</b>
<b>Appropriated FTE:</b>	<b>0.0</b>	<b>0.0</b>	<b>0.0</b>

<b>Non-Appropriated Expenditure</b>	<b>Actual FY 2022</b>	<b>Estimate FY 2023</b>	<b>Estimate FY 2024</b>
<b>Expenditure Categories</b>			
Personal Services	0.0	0.0	0.0
Employee Related Expenses	0.0	0.0	0.0
Prof. And Outside Services	0.0	0.0	0.0
Travel - In State	0.0	0.0	0.0
Travel - Out of State	0.0	0.0	0.0
Food	0.0	0.0	0.0
Aid to Organizations and Individuals	0.0	0.0	0.0
Other Operating Expenses	0.0	0.0	0.0
Equipment	0.0	0.0	0.0
Capital Outlay	0.0	0.0	0.0
Debt Service	0.0	0.0	0.0
Cost Allocation	0.0	0.0	0.0
Transfers	0.0	0.0	0.0
<b>Expenditure Categories Total:</b>	<b>0.0</b>	<b>0.0</b>	<b>0.0</b>
Cap Transfer due to Fund Balance	0.0	0.0	0.0
Residual Equity Transfer	0.0	0.0	0.0
Prior Commitments or Obligated Expenditures	0.0	0.0	0.0
Non Appropriated 27th Pay Roll	0.0	0.0	0.0
<b>Non-Appropriated Expenditure Total:</b>	<b>0.0</b>	<b>0.0</b>	<b>0.0</b>
<b>Non-Appropriated FTE:</b>	<b>0.0</b>	<b>0.0</b>	<b>0.0</b>

### Fund Description

OSP:

## Sources and Uses of Funds

<b>Agency:</b>	<b>Arizona Commerce Authority</b>
<b>Fund:</b>	<b>CA2985 ACA Coronavirus State and Local Fiscal Recovery Fund</b>

<b>Cash Flow Summary</b>	<b>Actual FY 2022</b>	<b>Estimate FY 2023</b>	<b>Estimate FY 2024</b>
Balance Forward from Prior Year	0.0	0.0	(137.6)
Revenue (From Revenue Schedule)	0.0	36,107.7	36,107.7
Total Available	0.0	36,107.7	35,970.1
Total Appropriated Disbursements	0.0	0.0	0.0
Total Non-Appropriated Disbursements	0.0	36,245.3	36,245.3
Balance Forward to Next Year	0.0	(137.6)	(275.2)

<b>Appropriated Expenditure</b>	<b>Actual FY 2022</b>	<b>Estimate FY 2023</b>	<b>Estimate FY 2024</b>
<b>Expenditure Categories</b>			
Personal Services	0.0	0.0	0.0
Employee Related Expenses	0.0	0.0	0.0
Prof. And Outside Services	0.0	0.0	0.0
Travel - In State	0.0	0.0	0.0
Travel - Out of State	0.0	0.0	0.0
Food	0.0	0.0	0.0
Aid to Organizations and Individuals	0.0	0.0	0.0
Other Operating Expenses	0.0	0.0	0.0
Equipment	0.0	0.0	0.0
Capital Outlay	0.0	0.0	0.0
Debt Service	0.0	0.0	0.0
Cost Allocation	0.0	0.0	0.0
Transfers	0.0	0.0	0.0
<b>Expenditure Categories Total:</b>	<b>0.0</b>	<b>0.0</b>	<b>0.0</b>
Non-Lapsing Authority from Prior Years	0.0	0.0	0.0
Administrative Adjustments	0.0	0.0	0.0
Capital Projects (Land, Buildings,Improvements)	0.0	0.0	0.0
Appropriated 27th Pay Roll	0.0	0.0	0.0
Legislative Fund Transfers	0.0	0.0	0.0
IT Project Transfers	0.0	0.0	0.0
<b>Appropriated Expenditure Total:</b>	<b>0.0</b>	<b>0.0</b>	<b>0.0</b>
<b>Appropriated FTE:</b>	<b>0.0</b>	<b>0.0</b>	<b>0.0</b>

<b>Non-Appropriated Expenditure</b>	<b>Actual FY 2022</b>	<b>Estimate FY 2023</b>	<b>Estimate FY 2024</b>
<b>Expenditure Categories</b>			
Personal Services	0.0	484.2	484.2
Employee Related Expenses	0.0	130.0	130.0
Prof. And Outside Services	0.0	553.5	553.5
Travel - In State	0.0	30.0	30.0
Travel - Out of State	0.0	10.0	10.0
Food	0.0	0.0	0.0
Aid to Organizations and Individuals	0.0	35,000.0	35,000.0
Other Operating Expenses	0.0	34.0	34.0
Equipment	0.0	3.6	3.6
Capital Outlay	0.0	0.0	0.0
Debt Service	0.0	0.0	0.0
Cost Allocation	0.0	0.0	0.0
Transfers	0.0	0.0	0.0
<b>Expenditure Categories Total:</b>	<b>0.0</b>	<b>36,245.3</b>	<b>36,245.3</b>
Cap Transfer due to Fund Balance	0.0	0.0	0.0
Residual Equity Transfer	0.0	0.0	0.0
Prior Commitments or Obligated Expenditures	0.0	0.0	0.0
Non Appropriated 27th Pay Roll	0.0	0.0	0.0
<b>Non-Appropriated Expenditure Total:</b>	<b>0.0</b>	<b>36,245.3</b>	<b>36,245.3</b>
<b>Non-Appropriated FTE:</b>	<b>0.0</b>	<b>0.0</b>	<b>0.0</b>

**Fund Description**

OSP:

## Sources and Uses of Funds

<b>Agency:</b>	<b>Arizona Commerce Authority</b>
<b>Fund:</b>	<b>CA3002 Arizona Coronavirus Relief Fund</b>

<b>Cash Flow Summary</b>	<b>Actual FY 2022</b>	<b>Estimate FY 2023</b>	<b>Estimate FY 2024</b>
Balance Forward from Prior Year	510.6	0.0	0.0
Revenue (From Revenue Schedule)	7.0	0.0	0.0
Total Available	517.6	0.0	0.0
Total Appropriated Disbursements	0.0	0.0	0.0
Total Non-Appropriated Disbursements	517.6	0.0	0.0
Balance Forward to Next Year	0.0	0.0	0.0

<b>Appropriated Expenditure</b>	<b>Actual FY 2022</b>	<b>Estimate FY 2023</b>	<b>Estimate FY 2024</b>
<b>Expenditure Categories</b>			
Personal Services	0.0	0.0	0.0
Employee Related Expenses	0.0	0.0	0.0
Prof. And Outside Services	0.0	0.0	0.0
Travel - In State	0.0	0.0	0.0
Travel - Out of State	0.0	0.0	0.0
Food	0.0	0.0	0.0
Aid to Organizations and Individuals	0.0	0.0	0.0
Other Operating Expenses	0.0	0.0	0.0
Equipment	0.0	0.0	0.0
Capital Outlay	0.0	0.0	0.0
Debt Service	0.0	0.0	0.0
Cost Allocation	0.0	0.0	0.0
Transfers	0.0	0.0	0.0
<b>Expenditure Categories Total:</b>	<b>0.0</b>	<b>0.0</b>	<b>0.0</b>
Non-Lapsing Authority from Prior Years	0.0	0.0	0.0
Administrative Adjustments	0.0	0.0	0.0
Capital Projects (Land, Buildings,Improvements)	0.0	0.0	0.0
Appropriated 27th Pay Roll	0.0	0.0	0.0
Legislative Fund Transfers	0.0	0.0	0.0
IT Project Transfers	0.0	0.0	0.0
<b>Appropriated Expenditure Total:</b>	<b>0.0</b>	<b>0.0</b>	<b>0.0</b>
<b>Appropriated FTE:</b>	<b>0.0</b>	<b>0.0</b>	<b>0.0</b>

<b>Non-Appropriated Expenditure</b>	<b>Actual FY 2022</b>	<b>Estimate FY 2023</b>	<b>Estimate FY 2024</b>
<b>Expenditure Categories</b>			
Personal Services	0.0	0.0	0.0
Employee Related Expenses	0.0	0.0	0.0
Prof. And Outside Services	0.2	0.0	0.0
Travel - In State	0.0	0.0	0.0
Travel - Out of State	0.0	0.0	0.0
Food	0.0	0.0	0.0
Aid to Organizations and Individuals	517.4	0.0	0.0
Other Operating Expenses	0.0	0.0	0.0
Equipment	0.0	0.0	0.0
Capital Outlay	0.0	0.0	0.0
Debt Service	0.0	0.0	0.0
Cost Allocation	0.0	0.0	0.0
Transfers	0.0	0.0	0.0
<b>Expenditure Categories Total:</b>	<b>517.6</b>	<b>0.0</b>	<b>0.0</b>
Cap Transfer due to Fund Balance	0.0	0.0	0.0
Residual Equity Transfer	0.0	0.0	0.0
Prior Commitments or Obligated Expenditures	0.0	0.0	0.0
Non Appropriated 27th Pay Roll	0.0	0.0	0.0
<b>Non-Appropriated Expenditure Total:</b>	<b>517.6</b>	<b>0.0</b>	<b>0.0</b>
<b>Non-Appropriated FTE:</b>	<b>0.0</b>	<b>0.0</b>	<b>0.0</b>

**Fund Description**

OSP:

## Sources and Uses of Funds

**Agency:** Arizona Commerce Authority

**Fund:** CA3005 Application Fees Fund

<b>Cash Flow Summary</b>	<b>Actual FY 2022</b>	<b>Estimate FY 2023</b>	<b>Estimate FY 2024</b>
Balance Forward from Prior Year	3,426.1	3,612.5	897.4
Revenue (From Revenue Schedule)	995.5	1,000.0	1,000.0
Total Available	4,421.6	4,612.5	1,897.4
Total Appropriated Disbursements	0.0	0.0	0.0
Total Non-Appropriated Disbursements	809.1	3,715.1	3,715.1
Balance Forward to Next Year	3,612.5	897.4	(1,817.7)

<b>Appropriated Expenditure</b>	<b>Actual FY 2022</b>	<b>Estimate FY 2023</b>	<b>Estimate FY 2024</b>
<b>Expenditure Categories</b>			
Personal Services	0.0	0.0	0.0
Employee Related Expenses	0.0	0.0	0.0
Prof. And Outside Services	0.0	0.0	0.0
Travel - In State	0.0	0.0	0.0
Travel - Out of State	0.0	0.0	0.0
Food	0.0	0.0	0.0
Aid to Organizations and Individuals	0.0	0.0	0.0
Other Operating Expenses	0.0	0.0	0.0
Equipment	0.0	0.0	0.0
Capital Outlay	0.0	0.0	0.0
Debt Service	0.0	0.0	0.0
Cost Allocation	0.0	0.0	0.0
Transfers	0.0	0.0	0.0
<b>Expenditure Categories Total:</b>	<b>0.0</b>	<b>0.0</b>	<b>0.0</b>
Non-Lapsing Authority from Prior Years	0.0	0.0	0.0
Administrative Adjustments	0.0	0.0	0.0
Capital Projects (Land, Buildings,Improvements)	0.0	0.0	0.0
Appropriated 27th Pay Roll	0.0	0.0	0.0
Legislative Fund Transfers	0.0	0.0	0.0
IT Project Transfers	0.0	0.0	0.0
<b>Appropriated Expenditure Total:</b>	<b>0.0</b>	<b>0.0</b>	<b>0.0</b>
<b>Appropriated FTE:</b>	<b>0.0</b>	<b>0.0</b>	<b>0.0</b>

<b>Non-Appropriated Expenditure</b>	<b>Actual FY 2022</b>	<b>Estimate FY 2023</b>	<b>Estimate FY 2024</b>
<b>Expenditure Categories</b>			
Personal Services	664.5	836.8	836.8
Employee Related Expenses	143.2	187.4	187.4
Prof. And Outside Services	1.4	472.3	472.3
Travel - In State	0.0	0.2	0.2
Travel - Out of State	0.0	0.0	0.0
Food	0.0	0.0	0.0
Aid to Organizations and Individuals	0.0	1,850.0	1,850.0
Other Operating Expenses	0.0	368.4	368.4
Equipment	0.0	0.0	0.0
Capital Outlay	0.0	0.0	0.0
Debt Service	0.0	0.0	0.0
Cost Allocation	0.0	0.0	0.0
Transfers	0.0	0.0	0.0
<b>Expenditure Categories Total:</b>	<b>809.1</b>	<b>3,715.1</b>	<b>3,715.1</b>
Cap Transfer due to Fund Balance	0.0	0.0	0.0
Residual Equity Transfer	0.0	0.0	0.0
Prior Commitments or Obligated Expenditures	0.0	0.0	0.0
Non Appropriated 27th Pay Roll	0.0	0.0	0.0
<b>Non-Appropriated Expenditure Total:</b>	<b>809.1</b>	<b>3,715.1</b>	<b>3,715.1</b>
<b>Non-Appropriated FTE:</b>	<b>0.0</b>	<b>0.0</b>	<b>0.0</b>

# Sources and Uses of Funds

Agency: Arizona Commerce Authority

## Fund Description

OSP: Revenues to the fund consist of tax credit processing fees equal to 1% of the tax credits being refunded and are used for administrative costs of the Authority's tax credit programs.

## Sources and Uses of Funds

<b>Agency:</b>	<b>Arizona Commerce Authority</b>
<b>Fund:</b>	<b>CA3010 Non-Federal Grant Fund</b>

<b>Cash Flow Summary</b>	<b>Actual FY 2022</b>	<b>Estimate FY 2023</b>	<b>Estimate FY 2024</b>
Balance Forward from Prior Year	75.0	0.0	0.0
Total Available	75.0	0.0	0.0
Total Appropriated Disbursements	0.0	0.0	0.0
Total Non-Appropriated Disbursements	75.0	0.0	0.0
Balance Forward to Next Year	0.0	0.0	0.0

<b>Appropriated Expenditure</b>	<b>Actual FY 2022</b>	<b>Estimate FY 2023</b>	<b>Estimate FY 2024</b>
<b>Expenditure Categories</b>			
Personal Services	0.0	0.0	0.0
Employee Related Expenses	0.0	0.0	0.0
Prof. And Outside Services	0.0	0.0	0.0
Travel - In State	0.0	0.0	0.0
Travel - Out of State	0.0	0.0	0.0
Food	0.0	0.0	0.0
Aid to Organizations and Individuals	0.0	0.0	0.0
Other Operating Expenses	0.0	0.0	0.0
Equipment	0.0	0.0	0.0
Capital Outlay	0.0	0.0	0.0
Debt Service	0.0	0.0	0.0
Cost Allocation	0.0	0.0	0.0
Transfers	0.0	0.0	0.0
<b>Expenditure Categories Total:</b>	<b>0.0</b>	<b>0.0</b>	<b>0.0</b>
Non-Lapsing Authority from Prior Years	0.0	0.0	0.0
Administrative Adjustments	0.0	0.0	0.0
Capital Projects (Land, Buildings,Improvements)	0.0	0.0	0.0
Appropriated 27th Pay Roll	0.0	0.0	0.0
Legislative Fund Transfers	0.0	0.0	0.0
IT Project Transfers	0.0	0.0	0.0
<b>Appropriated Expenditure Total:</b>	<b>0.0</b>	<b>0.0</b>	<b>0.0</b>
<b>Appropriated FTE:</b>	<b>0.0</b>	<b>0.0</b>	<b>0.0</b>

<b>Non-Appropriated Expenditure</b>	<b>Actual FY 2022</b>	<b>Estimate FY 2023</b>	<b>Estimate FY 2024</b>
<b>Expenditure Categories</b>			
Personal Services	0.0	0.0	0.0
Employee Related Expenses	0.0	0.0	0.0
Prof. And Outside Services	75.0	0.0	0.0
Travel - In State	0.0	0.0	0.0
Travel - Out of State	0.0	0.0	0.0
Food	0.0	0.0	0.0
Aid to Organizations and Individuals	0.0	0.0	0.0
Other Operating Expenses	0.0	0.0	0.0
Equipment	0.0	0.0	0.0
Capital Outlay	0.0	0.0	0.0
Debt Service	0.0	0.0	0.0
Cost Allocation	0.0	0.0	0.0
Transfers	0.0	0.0	0.0
<b>Expenditure Categories Total:</b>	<b>75.0</b>	<b>0.0</b>	<b>0.0</b>
Cap Transfer due to Fund Balance	0.0	0.0	0.0
Residual Equity Transfer	0.0	0.0	0.0
Prior Commitments or Obligated Expenditures	0.0	0.0	0.0
Non Appropriated 27th Pay Roll	0.0	0.0	0.0
<b>Non-Appropriated Expenditure Total:</b>	<b>75.0</b>	<b>0.0</b>	<b>0.0</b>
<b>Non-Appropriated FTE:</b>	<b>0.0</b>	<b>0.0</b>	<b>0.0</b>

**Fund Description**

OSP:

## Sources and Uses of Funds

<b>Agency:</b>	<b>Arizona Commerce Authority</b>
<b>Fund:</b>	<b>CA3189 Commerce Donations Fund</b>

<b>Cash Flow Summary</b>	<b>Actual FY 2022</b>	<b>Estimate FY 2023</b>	<b>Estimate FY 2024</b>
Balance Forward from Prior Year	46.5	36.0	35.0
Revenue (From Revenue Schedule)	29.2	50.0	55.0
Total Available	75.7	86.0	90.0
Total Appropriated Disbursements	0.0	0.0	0.0
Total Non-Appropriated Disbursements	39.7	51.0	51.0
Balance Forward to Next Year	36.0	35.0	39.0

<b>Appropriated Expenditure</b>	<b>Actual FY 2022</b>	<b>Estimate FY 2023</b>	<b>Estimate FY 2024</b>
<b>Expenditure Categories</b>			
Personal Services	0.0	0.0	0.0
Employee Related Expenses	0.0	0.0	0.0
Prof. And Outside Services	0.0	0.0	0.0
Travel - In State	0.0	0.0	0.0
Travel - Out of State	0.0	0.0	0.0
Food	0.0	0.0	0.0
Aid to Organizations and Individuals	0.0	0.0	0.0
Other Operating Expenses	0.0	0.0	0.0
Equipment	0.0	0.0	0.0
Capital Outlay	0.0	0.0	0.0
Debt Service	0.0	0.0	0.0
Cost Allocation	0.0	0.0	0.0
Transfers	0.0	0.0	0.0
<b>Expenditure Categories Total:</b>	<b>0.0</b>	<b>0.0</b>	<b>0.0</b>
Non-Lapsing Authority from Prior Years	0.0	0.0	0.0
Administrative Adjustments	0.0	0.0	0.0
Capital Projects (Land, Buildings,Improvements)	0.0	0.0	0.0
Appropriated 27th Pay Roll	0.0	0.0	0.0
Legislative Fund Transfers	0.0	0.0	0.0
IT Project Transfers	0.0	0.0	0.0
<b>Appropriated Expenditure Total:</b>	<b>0.0</b>	<b>0.0</b>	<b>0.0</b>
<b>Appropriated FTE:</b>	<b>0.0</b>	<b>0.0</b>	<b>0.0</b>

<b>Non-Appropriated Expenditure</b>	<b>Actual FY 2022</b>	<b>Estimate FY 2023</b>	<b>Estimate FY 2024</b>
<b>Expenditure Categories</b>			
Personal Services	0.0	0.0	0.0
Employee Related Expenses	0.0	0.0	0.0
Prof. And Outside Services	0.0	0.0	0.0
Travel - In State	0.0	0.0	0.0
Travel - Out of State	10.0	0.0	0.0
Food	0.0	0.0	0.0
Aid to Organizations and Individuals	0.0	0.0	0.0
Other Operating Expenses	29.7	51.0	51.0
Equipment	0.0	0.0	0.0
Capital Outlay	0.0	0.0	0.0
Debt Service	0.0	0.0	0.0
Cost Allocation	0.0	0.0	0.0
Transfers	0.0	0.0	0.0
<b>Expenditure Categories Total:</b>	<b>39.7</b>	<b>51.0</b>	<b>51.0</b>
Cap Transfer due to Fund Balance	0.0	0.0	0.0
Residual Equity Transfer	0.0	0.0	0.0
Prior Commitments or Obligated Expenditures	0.0	0.0	0.0
Non Appropriated 27th Pay Roll	0.0	0.0	0.0
<b>Non-Appropriated Expenditure Total:</b>	<b>39.7</b>	<b>51.0</b>	<b>51.0</b>
<b>Non-Appropriated FTE:</b>	<b>0.0</b>	<b>0.0</b>	<b>0.0</b>

# Sources and Uses of Funds

**Agency:** Arizona Commerce Authority

## Fund Description

OSP: Revenues consist of donations received from private sector and interest earned on those revenues. Funds are expended in accordance with the restrictions placed on the respective gift, grant, or donation.



## Sources and Uses of Funds

<b>Agency:</b>	<b>Arizona Commerce Authority</b>
<b>Fund:</b>	<b>CA4080 Institute for Automated Mobility</b>

<b>Cash Flow Summary</b>	<b>Actual FY 2022</b>	<b>Estimate FY 2023</b>	<b>Estimate FY 2024</b>
Balance Forward from Prior Year	327.3	221.4	149.0
Revenue (From Revenue Schedule)	217.5	245.0	245.0
Total Available	544.8	466.4	394.0
Total Appropriated Disbursements	0.0	0.0	0.0
Total Non-Appropriated Disbursements	323.4	317.4	317.4
Balance Forward to Next Year	221.4	149.0	76.6

<b>Appropriated Expenditure</b>	<b>Actual FY 2022</b>	<b>Estimate FY 2023</b>	<b>Estimate FY 2024</b>
<b>Expenditure Categories</b>			
Personal Services	0.0	0.0	0.0
Employee Related Expenses	0.0	0.0	0.0
Prof. And Outside Services	0.0	0.0	0.0
Travel - In State	0.0	0.0	0.0
Travel - Out of State	0.0	0.0	0.0
Food	0.0	0.0	0.0
Aid to Organizations and Individuals	0.0	0.0	0.0
Other Operating Expenses	0.0	0.0	0.0
Equipment	0.0	0.0	0.0
Capital Outlay	0.0	0.0	0.0
Debt Service	0.0	0.0	0.0
Cost Allocation	0.0	0.0	0.0
Transfers	0.0	0.0	0.0
<b>Expenditure Categories Total:</b>	<b>0.0</b>	<b>0.0</b>	<b>0.0</b>
Non-Lapsing Authority from Prior Years	0.0	0.0	0.0
Administrative Adjustments	0.0	0.0	0.0
Capital Projects (Land, Buildings,Improvements)	0.0	0.0	0.0
Appropriated 27th Pay Roll	0.0	0.0	0.0
Legislative Fund Transfers	0.0	0.0	0.0
IT Project Transfers	0.0	0.0	0.0
<b>Appropriated Expenditure Total:</b>	<b>0.0</b>	<b>0.0</b>	<b>0.0</b>
<b>Appropriated FTE:</b>	<b>0.0</b>	<b>0.0</b>	<b>0.0</b>

<b>Non-Appropriated Expenditure</b>	<b>Actual FY 2022</b>	<b>Estimate FY 2023</b>	<b>Estimate FY 2024</b>
<b>Expenditure Categories</b>			
Personal Services	0.0	0.0	0.0
Employee Related Expenses	0.0	0.0	0.0
Prof. And Outside Services	323.4	317.4	317.4
Travel - In State	0.0	0.0	0.0
Travel - Out of State	0.0	0.0	0.0
Food	0.0	0.0	0.0
Aid to Organizations and Individuals	0.0	0.0	0.0
Other Operating Expenses	0.0	0.0	0.0
Equipment	0.0	0.0	0.0
Capital Outlay	0.0	0.0	0.0
Debt Service	0.0	0.0	0.0
Cost Allocation	0.0	0.0	0.0
Transfers	0.0	0.0	0.0
<b>Expenditure Categories Total:</b>	<b>323.4</b>	<b>317.4</b>	<b>317.4</b>
Cap Transfer due to Fund Balance	0.0	0.0	0.0
Residual Equity Transfer	0.0	0.0	0.0
Prior Commitments or Obligated Expenditures	0.0	0.0	0.0
Non Appropriated 27th Pay Roll	0.0	0.0	0.0
<b>Non-Appropriated Expenditure Total:</b>	<b>323.4</b>	<b>317.4</b>	<b>317.4</b>
<b>Non-Appropriated FTE:</b>	<b>0.0</b>	<b>0.0</b>	<b>0.0</b>

<b>Fund Description</b>
-------------------------

OSP:

## Sources and Uses of Funds

<b>Agency:</b>	<b>Arizona Commerce Authority</b>
<b>Fund:</b>	<b>CA9507 Arizona Innovation Accelerator Fund</b>

<b>Cash Flow Summary</b>	<b>Actual FY 2022</b>	<b>Estimate FY 2023</b>	<b>Estimate FY 2024</b>
Balance Forward from Prior Year	18,750.0	18,795.7	15,218.3
Revenue (From Revenue Schedule)	71.1	74.7	74.7
Total Available	18,821.1	18,870.4	15,293.0
Total Appropriated Disbursements	0.0	0.0	0.0
Total Non-Appropriated Disbursements	25.4	3,652.1	3,652.1
Balance Forward to Next Year	18,795.7	15,218.3	11,640.9

<b>Appropriated Expenditure</b>	<b>Actual FY 2022</b>	<b>Estimate FY 2023</b>	<b>Estimate FY 2024</b>
<b>Expenditure Categories</b>			
Personal Services	0.0	0.0	0.0
Employee Related Expenses	0.0	0.0	0.0
Prof. And Outside Services	0.0	0.0	0.0
Travel - In State	0.0	0.0	0.0
Travel - Out of State	0.0	0.0	0.0
Food	0.0	0.0	0.0
Aid to Organizations and Individuals	0.0	0.0	0.0
Other Operating Expenses	0.0	0.0	0.0
Equipment	0.0	0.0	0.0
Capital Outlay	0.0	0.0	0.0
Debt Service	0.0	0.0	0.0
Cost Allocation	0.0	0.0	0.0
Transfers	0.0	0.0	0.0
<b>Expenditure Categories Total:</b>	<b>0.0</b>	<b>0.0</b>	<b>0.0</b>
Non-Lapsing Authority from Prior Years	0.0	0.0	0.0
Administrative Adjustments	0.0	0.0	0.0
Capital Projects (Land, Buildings,Improvements)	0.0	0.0	0.0
Appropriated 27th Pay Roll	0.0	0.0	0.0
Legislative Fund Transfers	0.0	0.0	0.0
IT Project Transfers	0.0	0.0	0.0
<b>Appropriated Expenditure Total:</b>	<b>0.0</b>	<b>0.0</b>	<b>0.0</b>
<b>Appropriated FTE:</b>	<b>0.0</b>	<b>0.0</b>	<b>0.0</b>

<b>Non-Appropriated Expenditure</b>	<b>Actual FY 2022</b>	<b>Estimate FY 2023</b>	<b>Estimate FY 2024</b>
<b>Expenditure Categories</b>			
Personal Services	0.0	300.9	300.9
Employee Related Expenses	0.0	57.5	57.5
Prof. And Outside Services	25.4	905.0	905.0
Travel - In State	0.0	0.7	0.7
Travel - Out of State	0.0	4.6	4.6
Food	0.0	0.0	0.0
Aid to Organizations and Individuals	0.0	2,000.0	2,000.0
Other Operating Expenses	0.0	383.4	383.4
Equipment	0.0	0.0	0.0
Capital Outlay	0.0	0.0	0.0
Debt Service	0.0	0.0	0.0
Cost Allocation	0.0	0.0	0.0
Transfers	0.0	0.0	0.0
<b>Expenditure Categories Total:</b>	<b>25.4</b>	<b>3,652.1</b>	<b>3,652.1</b>
Cap Transfer due to Fund Balance	0.0	0.0	0.0
Residual Equity Transfer	0.0	0.0	0.0
Prior Commitments or Obligated Expenditures	0.0	0.0	0.0
Non Appropriated 27th Pay Roll	0.0	0.0	0.0
<b>Non-Appropriated Expenditure Total:</b>	<b>25.4</b>	<b>3,652.1</b>	<b>3,652.1</b>
<b>Non-Appropriated FTE:</b>	<b>0.0</b>	<b>0.0</b>	<b>0.0</b>

## Sources and Uses of Funds

Agency: Arizona Commerce Authority

### Fund Description

OSPB: The Arizona Innovation Accelerator Fund provides debt financing for eligible small businesses. The program has the ability to provide up to 49.9% of the financing package that includes both public and private capital. Original monies for the program came from a federal appropriation from the U.S. Treasury. Ongoing revenues are from interest income and loan origination fees for the loans the Authority participates in with partner lending institutions.

## Sources and Uses of Funds

<b>Agency:</b>	<b>Arizona Commerce Authority</b>
<b>Fund:</b>	<b>CA9971 RevAZ Fund</b>

<b>Cash Flow Summary</b>	<b>Actual FY 2022</b>	<b>Estimate FY 2023</b>	<b>Estimate FY 2024</b>
Balance Forward from Prior Year	454.8	513.5	513.5
Revenue (From Revenue Schedule)	1,714.9	2,850.0	2,850.0
Total Available	2,169.7	3,363.5	3,363.5
Total Appropriated Disbursements	0.0	0.0	0.0
Total Non-Appropriated Disbursements	1,656.2	2,850.0	2,850.0
Balance Forward to Next Year	513.5	513.5	513.5

<b>Appropriated Expenditure</b>	<b>Actual FY 2022</b>	<b>Estimate FY 2023</b>	<b>Estimate FY 2024</b>
<b>Expenditure Categories</b>			
Personal Services	0.0	0.0	0.0
Employee Related Expenses	0.0	0.0	0.0
Prof. And Outside Services	0.0	0.0	0.0
Travel - In State	0.0	0.0	0.0
Travel - Out of State	0.0	0.0	0.0
Food	0.0	0.0	0.0
Aid to Organizations and Individuals	0.0	0.0	0.0
Other Operating Expenses	0.0	0.0	0.0
Equipment	0.0	0.0	0.0
Capital Outlay	0.0	0.0	0.0
Debt Service	0.0	0.0	0.0
Cost Allocation	0.0	0.0	0.0
Transfers	0.0	0.0	0.0
<b>Expenditure Categories Total:</b>	<b>0.0</b>	<b>0.0</b>	<b>0.0</b>
Non-Lapsing Authority from Prior Years	0.0	0.0	0.0
Administrative Adjustments	0.0	0.0	0.0
Capital Projects (Land, Buildings,Improvements)	0.0	0.0	0.0
Appropriated 27th Pay Roll	0.0	0.0	0.0
Legislative Fund Transfers	0.0	0.0	0.0
IT Project Transfers	0.0	0.0	0.0
<b>Appropriated Expenditure Total:</b>	<b>0.0</b>	<b>0.0</b>	<b>0.0</b>
<b>Appropriated FTE:</b>	<b>0.0</b>	<b>0.0</b>	<b>0.0</b>

<b>Non-Appropriated Expenditure</b>	<b>Actual FY 2022</b>	<b>Estimate FY 2023</b>	<b>Estimate FY 2024</b>
<b>Expenditure Categories</b>			
Personal Services	43.4	794.0	794.0
Employee Related Expenses	8.9	222.9	222.9
Prof. And Outside Services	1,528.9	1,713.7	1,713.7
Travel - In State	16.5	3.9	3.9
Travel - Out of State	1.4	1.8	1.8
Food	0.0	0.0	0.0
Aid to Organizations and Individuals	0.0	0.0	0.0
Other Operating Expenses	55.4	69.7	69.7
Equipment	1.7	44.0	44.0
Capital Outlay	0.0	0.0	0.0
Debt Service	0.0	0.0	0.0
Cost Allocation	0.0	0.0	0.0
Transfers	0.0	0.0	0.0
<b>Expenditure Categories Total:</b>	<b>1,656.2</b>	<b>2,850.0</b>	<b>2,850.0</b>
Cap Transfer due to Fund Balance	0.0	0.0	0.0
Residual Equity Transfer	0.0	0.0	0.0
Prior Commitments or Obligated Expenditures	0.0	0.0	0.0
Non Appropriated 27th Pay Roll	0.0	0.0	0.0
<b>Non-Appropriated Expenditure Total:</b>	<b>1,656.2</b>	<b>2,850.0</b>	<b>2,850.0</b>
<b>Non-Appropriated FTE:</b>	<b>0.0</b>	<b>0.0</b>	<b>0.0</b>

# Sources and Uses of Funds

**Agency:** Arizona Commerce Authority

## Fund Description

OSP: Fund consists of fees and related expenses for services in conjunction with the federal Manufacturing Extension Partnership.

## Funding Issues List

**Agency:** Arizona Commerce Authority

FY 2024

Priority	Funding Issue Title	Total FTE	Total Amount	General Fund	Other Apropr. Funds	Non-App Funds
1	CA2531 State Web Portal	0.0	(5,000.0)	0.0	(5,000.0)	0.0
1	Federal funds are reimbursements	0.0	(622.7)	0.0	0.0	(622.7)
1	One Time - Water Infrastructure	0.0	(15,000.0)	(15,000.0)	0.0	0.0
2	CA1006 Technical issue to file- 2024 Expenses	0.0	(0.6)	0.0	0.0	(0.6)
3	CA1007 Technical issue to file- 2024 Expenses	0.0	(5,297.6)	0.0	0.0	(5,297.6)
4	CA1025 Workforce Beg Balance Negative-Closing out	0.0	(390.4)	0.0	0.0	(390.4)
5	CA1026 Economic Dev - Reimbursement basis	0.0	(8,572.7)	0.0	0.0	(8,572.7)
6	1027 adoa one stop - technical issue 2024	0.0	(145.3)	0.0	0.0	(145.3)
8	CA 2985 ADBG + Broadband office Capital Projects	0.0	(137.6)	0.0	0.0	(137.6)
9	CA3005 Technical issue to file- 2024 Expenses	0.0	(1,817.7)	0.0	0.0	(1,817.7)
<b>Total:</b>		0.0	(36,984.6)	(15,000.0)	(5,000.0)	(16,984.6)
<b>Decision Package Total:</b>		0.0	(36,984.6)	(15,000.0)	(5,000.0)	(16,984.6)

## Funding Issue Detail

**Agency:** Arizona Commerce Authority

**Issue:** 1 One Time - Water Infrastructure

**Program:** SLI Water Infrastructure and Commerce Grant Fund Deposit  
**Fund:** AA1000-A General Fund (Appropriated)

**Calculated ERE:** \$0.00  
**Uniform Allowance:** \$0.00

Expenditure Categories	FY 2024
FTE	0.0
Personal Services	0.0
Employee Related Expenses	0.0
<b>Subtotal Personal Services and ERE:</b>	<b>0.0</b>
Professional & Outside Services	0.0
Travel In-State	0.0
Travel Out-of-State	0.0
Food	0.0
Aid to Organizations & Individuals	(15,000.0)
Other Operating Expenditures	0.0
Equipment	0.0
Capital Outlay	0.0
Debt Services	0.0
Cost Allocation	0.0
Transfers	0.0
<b>Program / Fund Total:</b>	<b>(15,000.0)</b>

**Issue:** 1 Federal funds are reimbursements

**Program:** Arizona Commerce Authority  
**Fund:** CA2000-N Federal Grants Fund (Non-Appropriated)

**Calculated ERE:** (\$140.90)  
**Uniform Allowance:** \$0.00

Expenditure Categories	FY 2024
FTE	0.0
Personal Services	(622.7)
Employee Related Expenses	0.0
<b>Subtotal Personal Services and ERE:</b>	<b>(622.7)</b>
Professional & Outside Services	0.0
Travel In-State	0.0
Travel Out-of-State	0.0
Food	0.0
Aid to Organizations & Individuals	0.0
Other Operating Expenditures	0.0
Equipment	0.0
Capital Outlay	0.0
Debt Services	0.0
Cost Allocation	0.0
Transfers	0.0
<b>Program / Fund Total:</b>	<b>(622.7)</b>

## Funding Issue Detail

**Agency:** Arizona Commerce Authority

**Issue:** 1 CA2531 State Web Portal

<b>Program:</b> Arizona Commerce Authority	<b>Calculated ERE:</b>	\$0.00
<b>Fund:</b> AD2531-A State Web Portal Fund (Appropriated)	<b>Uniform Allowance:</b>	\$0.00

Expenditure Categories	FY 2024
FTE	0.0
Personal Services	0.0
Employee Related Expenses	0.0
<b>Subtotal Personal Services and ERE:</b>	<b>0.0</b>
Professional & Outside Services	0.0
Travel In-State	0.0
Travel Out-of-State	0.0
Food	0.0
Aid to Organizations & Individuals	0.0
Other Operating Expenditures	0.0
Equipment	0.0
Capital Outlay	0.0
Debt Services	0.0
Cost Allocation	0.0
Transfers	(5,000.0)
<b>Program / Fund Total:</b>	<b>(5,000.0)</b>

**Issue:** 2 CA1006 Technical issue to file- 2024 Expenses

<b>Program:</b> SLI Rural Broadband Grants	<b>Calculated ERE:</b>	\$0.00
<b>Fund:</b> CA1006-N Rural Broadband Grants (Non-Appropriated)	<b>Uniform Allowance:</b>	\$0.00

Expenditure Categories	FY 2024
FTE	0.0
Personal Services	0.0
Employee Related Expenses	0.0
<b>Subtotal Personal Services and ERE:</b>	<b>0.0</b>
Professional & Outside Services	0.0
Travel In-State	0.0
Travel Out-of-State	0.0
Food	0.0
Aid to Organizations & Individuals	0.0
Other Operating Expenditures	0.0
Equipment	0.0
Capital Outlay	0.0
Debt Services	0.0
Cost Allocation	0.0
Transfers	(0.6)
<b>Program / Fund Total:</b>	<b>(0.6)</b>



## Funding Issue Detail

**Agency:** Arizona Commerce Authority

**Issue:** 3 CA1007 Technical issue to file- 2024 Expenses

<b>Program:</b>	SLI Major Events Fund Deposit	<b>Calculated ERE:</b>	\$0.00
<b>Fund:</b>	CA1007-N Major Events Fund (Non-Appropriated)	<b>Uniform Allowance:</b>	\$0.00

Expenditure Categories	FY 2024
FTE	0.0
Personal Services	0.0
Employee Related Expenses	0.0
<b>Subtotal Personal Services and ERE:</b>	<b>0.0</b>
Professional & Outside Services	0.0
Travel In-State	0.0
Travel Out-of-State	0.0
Food	0.0
Aid to Organizations & Individuals	(5,297.6)
Other Operating Expenditures	0.0
Equipment	0.0
Capital Outlay	0.0
Debt Services	0.0
Cost Allocation	0.0
Transfers	0.0
<b>Program / Fund Total:</b>	<b>(5,297.6)</b>

**Issue:** 4 CA1025 Workforce Beg Balance Negative-Closing out

<b>Program:</b>	Arizona Commerce Authority	<b>Calculated ERE:</b>	\$0.00
<b>Fund:</b>	CA1025-N State Workforce Programs (Non-Appropriated)	<b>Uniform Allowance:</b>	\$0.00

Expenditure Categories	FY 2024
FTE	0.0
Personal Services	0.0
Employee Related Expenses	0.0
<b>Subtotal Personal Services and ERE:</b>	<b>0.0</b>
Professional & Outside Services	0.0
Travel In-State	0.0
Travel Out-of-State	0.0
Food	0.0
Aid to Organizations & Individuals	(390.4)
Other Operating Expenditures	0.0
Equipment	0.0
Capital Outlay	0.0
Debt Services	0.0
Cost Allocation	0.0
Transfers	0.0
<b>Program / Fund Total:</b>	<b>(390.4)</b>

## Funding Issue Detail

**Agency:** Arizona Commerce Authority

**Issue:** 5 CA1026 Economic Dev - Reimbursement basis

<b>Program:</b> Arizona Commerce Authority	<b>Calculated ERE:</b>	\$0.00
<b>Fund:</b> CA1026-N Economic Development Fund (Non-Appropriated)	<b>Uniform Allowance:</b>	\$0.00

Expenditure Categories	FY 2024
FTE	0.0
Personal Services	0.0
Employee Related Expenses	0.0
<b>Subtotal Personal Services and ERE:</b>	<b>0.0</b>
Professional & Outside Services	0.0
Travel In-State	0.0
Travel Out-of-State	0.0
Food	0.0
Aid to Organizations & Individuals	0.0
Other Operating Expenditures	(8,572.7)
Equipment	0.0
Capital Outlay	0.0
Debt Services	0.0
Cost Allocation	0.0
Transfers	0.0
<b>Program / Fund Total:</b>	<b>(8,572.7)</b>

**Issue:** 6 1027 adoa one stop - technical issue 2024

<b>Program:</b> Arizona Commerce Authority	<b>Calculated ERE:</b>	(\$32.90)
<b>Fund:</b> CA1027-N ADOA Business One-Stop Fund (Non-Appropriated)	<b>Uniform Allowance:</b>	\$0.00

Expenditure Categories	FY 2024
FTE	0.0
Personal Services	(145.3)
Employee Related Expenses	0.0
<b>Subtotal Personal Services and ERE:</b>	<b>(145.3)</b>
Professional & Outside Services	0.0
Travel In-State	0.0
Travel Out-of-State	0.0
Food	0.0
Aid to Organizations & Individuals	0.0
Other Operating Expenditures	0.0
Equipment	0.0
Capital Outlay	0.0
Debt Services	0.0
Cost Allocation	0.0
Transfers	0.0
<b>Program / Fund Total:</b>	<b>(145.3)</b>

## Funding Issue Detail

**Agency:** Arizona Commerce Authority

**Issue:** 8 CA 2985 ADBG + Broadband office Capital Projects

<b>Program:</b>	Arizona Commerce Authority	<b>Calculated ERE:</b>	\$0.00
<b>Fund:</b>	CA2985-N ACA Coronavirus State and Local Fiscal Recovery Fund (Non-Appropriated)	<b>Uniform Allowance:</b>	\$0.00

Expenditure Categories	FY 2024
FTE	0.0
Personal Services	0.0
Employee Related Expenses	0.0
<b>Subtotal Personal Services and ERE:</b>	<b>0.0</b>
Professional & Outside Services	0.0
Travel In-State	0.0
Travel Out-of-State	0.0
Food	0.0
Aid to Organizations & Individuals	0.0
Other Operating Expenditures	(137.6)
Equipment	0.0
Capital Outlay	0.0
Debt Services	0.0
Cost Allocation	0.0
Transfers	0.0
<b>Program / Fund Total:</b>	<b>(137.6)</b>

**Issue:** 9 CA3005 Technical issue to file- 2024 Expenses

<b>Program:</b>	Arizona Commerce Authority	<b>Calculated ERE:</b>	\$0.00
<b>Fund:</b>	CA3005-N Application Fees Fund (Non-Appropriated)	<b>Uniform Allowance:</b>	\$0.00

Expenditure Categories	FY 2024
FTE	0.0
Personal Services	0.0
Employee Related Expenses	0.0
<b>Subtotal Personal Services and ERE:</b>	<b>0.0</b>
Professional & Outside Services	0.0
Travel In-State	0.0
Travel Out-of-State	0.0
Food	0.0
Aid to Organizations & Individuals	0.0
Other Operating Expenditures	0.0
Equipment	0.0
Capital Outlay	0.0
Debt Services	0.0
Cost Allocation	0.0
Transfers	(1,817.7)
<b>Program / Fund Total:</b>	<b>(1,817.7)</b>

Issue Title: **Additional Marketing Outreach**

Issue Number: #1

**Cost**

AA1000 – Arizona Commerce Authority Operating Fund	<u>\$4,000,000</u>
<b>Total</b>	<b>\$ 4,000,000</b>

**Background**

The appropriation to the ACA Operating Fund has been the same for the past 11 years at \$10 million. In FY23, an additional \$1 million was added for marketing. This request will bring the dedicated marketing funding to \$5 million.

With recent announcements from Taiwan Semiconductor Manufacturing Company (TSMC), Intel Corporation, LG Energy, and Kore Power, businesses around the world are paying close attention to Arizona’s competitive value proposition. Furthermore, Arizona’s affordable cost of living and unmatched quality of life are luring highly skilled workers seeking refuge from overpriced, life-limiting areas of the country.

The Arizona Commerce Authority has the opportunity to capitalize on the state’s economic strengths, stability and momentum, further elevating awareness and preference as the best place to live, work and do business.

With a dedicated marketing budget of \$5 million, the Arizona Commerce Authority would be able to elevate awareness and interest from global companies like TSMC and Intel through a variety of mediums including print, digital, radio, television and direct marketing.

**Options Considered**

The ACA has exhausted efforts available within the limited budget for the past ten years relying largely on low cost mediums, largely digital, with little ability for targeted or international reach.

**Why is the recommended option the best option?**

Arizona has never had a more compelling message than the recent surge in business attraction activity, especially in the advanced manufacturing industries. Not capitalizing on this momentum would be a missed opportunity to secure millions in economic growth and significant fiscal impacts for the State.

**Strategic Initiatives Affected**

This funding directly impacts the ACA’s primary strategic initiative to attract and expand businesses in the state.

**Performance Measures that will be used to evaluate the outcome**

Leading metrics include expanding market reach with 334 million additional impressions leading to more than 50,000 actions/reactions and 250 new leads.

Ultimate metrics will be new Arizona high-quality jobs and capital investments.

## Issue Title: Job Training

Issue Number: #2

### Cost

TBD New Job Training Fund (Formerly CA1237)	<u>\$15,000,000</u>
<b>Total</b>	<b>\$ 15,000,000</b>

### Background

Funding the State's Job Training program ended on December 31, 2015. Since that time, the ACA was able to continue making Job Training grants with the remaining balance in the Fund until December 31, 2020, after which time no new grants can be issued.

With the current successes of large new attraction and expansion projects like Lucid Motors, Taiwan Semiconductor Manufacturing Company, Intel Corporation and others, the demand for new employees and job training has increased dramatically. This at a time when the State has no Job Training incentive to offer.

### Options Considered

The ACA is working very closely with the state's universities, community colleges, trade schools, and high schools to train the needed workforce. But the efforts only go so far, these companies need specific training that goes beyond what academia can provide.

### Why is the recommended option the best option?

A new Job Training program designed to complement that provided by the education institutions will allow companies to scale up more quickly and be designed to meet the specific timelines needed by these growing companies.

### Strategic Initiatives Affected

Workforce is key to the success of virtually all our economic development programs. The new Job Training program would support the ACA's primary initiative to attract and expand businesses in the state.

### Performance Measures that will be used to evaluate the outcome

The Job Training program would directly support job creation – one of ACA's key metrics.

This initiative is targeted to attract and train 3,000 – 4,000 new employees for the state in targeted, higher wage industries.

Issue Title: **Workforce Accelerators**

Issue Number: #3

**Cost**

AA10000 General Fund

\$20,000,000

**Total**

**\$ 20,000,000**

**Background**

Workforce demand has never been higher in Arizona and the shifting demand by industry has our workforce system in need of enhancing our capability to train for the next generation workforce. The State successfully completed the Drive48 facility, a public-private partnership, at the Central Arizona College in response to the need for automotive workers tied closely with the construction of the new Lucid Motors manufacturing facility in Casa Grande.

With the creation of thousands of quality manufacturing jobs in emerging industries including automotive, battery, and semiconductors, the demand for a trained workforce is growing by the minute. It has become apparent that the Federal funds set aside to build up to six more training centers will be inadequate to meet the demands across the state. As we prepare to launch similar centers with Federal Funds to create focused training centers at community colleges across the state, it is apparent that more funding is needed to meet the growing demand.

**Options Considered**

On a smaller scale the ACA is able to assist with training programs in conjunction with the Workforce Arizona Council utilizing Federal WIOA funds. However, as we learned with the Drive48 project, WIOA funds are not available for construction projects.

**Why is the recommended option the best option?**

With a one-time investment in infrastructure, we will be preparing our community colleges to provide training for in-demand occupations. This is truly a public-private approach with the community college providing the land and curriculum development; the private employee assisting in curriculum development and providing much of the specialty equipment for the facility; and the State providing for the construction costs.

**Strategic Initiatives Affected**

Workforce is key to the success of virtually all our economic development programs. The new Job Training program would support the ACA's primary initiative to attract and expand businesses in the state.

**Performance Measures that will be used to evaluate the outcome**

The additional workforce accelerators would directly support job creation – one of ACA's key metrics.

This initiative is designed to build and equip four training centers focused on rapid growing, high demand, well-paying positions. Each center is expected to train 1500 workers per year leading to over 1000 new hires for employers in targeted industries across the state.

## Summary of Expenditure and Budget Request for Selected Funds

**Agency:** Arizona Commerce Authority

**Fund:** AA1000 General Fund (Appropriated)

		FY 2022 Actual	FY 2023 Expd. Plan	FY 2024 Fund. Issue	FY 2024 Total Request
Cost Center/Program:					
1	Arizona Commerce Authority	78,925.0	41,050.0	(15,000.0)	26,050.0
		78,925.0	41,050.0	(15,000.0)	26,050.0
<b>Expenditure Categories</b>					
	FTE	0.0	0.0	0.0	0.0
	Personal Services	0.0	0.0	0.0	0.0
	Employee Related Expenses	0.0	0.0	0.0	0.0
	Professional and Outside Services	0.0	0.0	0.0	0.0
	Travel In-State	0.0	0.0	0.0	0.0
	Travel Out of State	0.0	0.0	0.0	0.0
	Food	0.0	0.0	0.0	0.0
	Aid to Organizations and Individuals	0.0	0.0	(15,000.0)	(15,000.0)
	Other Operating Expenses	0.0	0.0	0.0	0.0
	Equipment	0.0	0.0	0.0	0.0
	Capital Outlay	0.0	0.0	0.0	0.0
	Debt Service	0.0	0.0	0.0	0.0
	Cost Allocation	0.0	0.0	0.0	0.0
	Transfers	78,925.0	41,050.0	0.0	41,050.0
<b>Expenditure Categories Total:</b>		78,925.0	41,050.0	(15,000.0)	26,050.0
<b>Fund Total:</b>		78,925.0	41,050.0	(15,000.0)	26,050.0

## Summary of Expenditure and Budget Request for Selected Funds

<b>Agency:</b>	Arizona Commerce Authority
<b>Fund:</b>	AD2531 State Web Portal Fund (Appropriated)

	FY 2022 Actual	FY 2023 Expd. Plan	FY 2024 Fund. Issue	FY 2024 Total Request
Cost Center/Program:				
1 Arizona Commerce Authority	0.0	5,000.0	(5,000.0)	0.0
	0.0	5,000.0	(5,000.0)	0.0
<b>Expenditure Categories</b>				
FTE	0.0	0.0	0.0	0.0
Personal Services	0.0	0.0	0.0	0.0
Employee Related Expenses	0.0	0.0	0.0	0.0
Professional and Outside Services	0.0	0.0	0.0	0.0
Travel In-State	0.0	0.0	0.0	0.0
Travel Out of State	0.0	0.0	0.0	0.0
Food	0.0	0.0	0.0	0.0
Aid to Organizations and Individuals	0.0	0.0	0.0	0.0
Other Operating Expenses	0.0	0.0	0.0	0.0
Equipment	0.0	0.0	0.0	0.0
Capital Outlay	0.0	0.0	0.0	0.0
Debt Service	0.0	0.0	0.0	0.0
Cost Allocation	0.0	0.0	0.0	0.0
Transfers	0.0	5,000.0	(5,000.0)	0.0
<b>Expenditure Categories Total:</b>	0.0	5,000.0	(5,000.0)	0.0
<b>Fund Total:</b>	0.0	5,000.0	(5,000.0)	0.0



## Summary of Expenditure and Budget Request for Selected Funds

<b>Agency:</b>	Arizona Commerce Authority
<b>Fund:</b>	CA1001 Arizona Commerce Authority Carryover (Non-Appropriated)

	FY 2022 Actual	FY 2023 Expd. Plan	FY 2024 Fund. Issue	FY 2024 Total Request
Cost Center/Program:				
1 Arizona Commerce Authority	4.2	417.6	0.0	417.6
	4.2	417.6	0.0	417.6
<b>Expenditure Categories</b>				
Personal Services	0.0	225.4	0.0	225.4
Employee Related Expenses	0.0	45.8	0.0	45.8
Professional and Outside Services	0.0	75.0	0.0	75.0
Travel In-State	0.0	4.2	0.0	4.2
Travel Out of State	0.0	9.3	0.0	9.3
Food	0.0	0.0	0.0	0.0
Aid to Organizations and Individuals	0.0	0.0	0.0	0.0
Other Operating Expenses	4.2	57.9	0.0	57.9
Equipment	0.0	0.0	0.0	0.0
Capital Outlay	0.0	0.0	0.0	0.0
Debt Service	0.0	0.0	0.0	0.0
Cost Allocation	0.0	0.0	0.0	0.0
Transfers	0.0	0.0	0.0	0.0
<b>Expenditure Categories Total:</b>	4.2	417.6	0.0	417.6
<b>Fund Total:</b>	4.2	417.6	0.0	417.6

## Summary of Expenditure and Budget Request for Selected Funds

<b>Agency:</b>	Arizona Commerce Authority
<b>Fund:</b>	CA1003 Economic Development Marketing and Attraction Fund (Non-Appropriat

	FY 2022 Actual	FY 2023 Expd. Plan	FY 2024 Fund. Issue	FY 2024 Total Request
Cost Center/Program:				
1 Arizona Commerce Authority	0.0	0.0	0.0	0.0
	0.0	0.0	0.0	0.0
<b>Expenditure Categories</b>				
Personal Services	0.0	0.0	0.0	0.0
Employee Related Expenses	0.0	0.0	0.0	0.0
Professional and Outside Services	0.0	0.0	0.0	0.0
Travel In-State	0.0	0.0	0.0	0.0
Travel Out of State	0.0	0.0	0.0	0.0
Food	0.0	0.0	0.0	0.0
Aid to Organizations and Individuals	0.0	0.0	0.0	0.0
Other Operating Expenses	0.0	1,000.0	0.0	1,000.0
Equipment	0.0	0.0	0.0	0.0
Capital Outlay	0.0	0.0	0.0	0.0
Debt Service	0.0	0.0	0.0	0.0
Cost Allocation	0.0	0.0	0.0	0.0
Transfers	0.0	(1,000.0)	0.0	(1,000.0)
<b>Expenditure Categories Total:</b>	0.0	0.0	0.0	0.0
<b>Fund Total:</b>	0.0	0.0	0.0	0.0

## Summary of Expenditure and Budget Request for Selected Funds

<b>Agency:</b>	Arizona Commerce Authority
<b>Fund:</b>	CA1006 Rural Broadband Grants (Non-Appropriated)

	FY 2022 Actual	FY 2023 Expd. Plan	FY 2024 Fund. Issue	FY 2024 Total Request
Cost Center/Program:				
1 Arizona Commerce Authority	1,810.5	0.6	(0.6)	0.0
	1,810.5	0.6	(0.6)	0.0
<b>Expenditure Categories</b>				
FTE	0.0	0.0	0.0	0.0
Personal Services	0.0	0.0	0.0	0.0
Employee Related Expenses	0.0	0.0	0.0	0.0
Professional and Outside Services	0.0	0.0	0.0	0.0
Travel In-State	0.0	0.0	0.0	0.0
Travel Out of State	0.0	0.0	0.0	0.0
Food	0.0	0.0	0.0	0.0
Aid to Organizations and Individuals	1,810.5	0.6	0.0	0.6
Other Operating Expenses	0.0	0.0	0.0	0.0
Equipment	0.0	0.0	0.0	0.0
Capital Outlay	0.0	0.0	0.0	0.0
Debt Service	0.0	0.0	0.0	0.0
Cost Allocation	0.0	0.0	0.0	0.0
Transfers	0.0	0.0	(0.6)	(0.6)
<b>Expenditure Categories Total:</b>	1,810.5	0.6	(0.6)	0.0
<b>Fund Total:</b>	1,810.5	0.6	(0.6)	0.0

## Summary of Expenditure and Budget Request for Selected Funds

<b>Agency:</b>	Arizona Commerce Authority
<b>Fund:</b>	CA1007 Major Events Fund (Non-Appropriated)

	FY 2022 Actual	FY 2023 Expd. Plan	FY 2024 Fund. Issue	FY 2024 Total Request
Cost Center/Program:				
1 Arizona Commerce Authority	(7,500.0)	6,398.8	(5,297.6)	1,101.2
	(7,500.0)	6,398.8	(5,297.6)	1,101.2
<b>Expenditure Categories</b>				
FTE	0.0	0.0	0.0	0.0
Personal Services	0.0	0.0	0.0	0.0
Employee Related Expenses	0.0	0.0	0.0	0.0
Professional and Outside Services	0.0	3,898.8	0.0	3,898.8
Travel In-State	0.0	0.0	0.0	0.0
Travel Out of State	0.0	0.0	0.0	0.0
Food	0.0	0.0	0.0	0.0
Aid to Organizations and Individuals	0.0	10,000.0	(5,297.6)	4,702.4
Other Operating Expenses	0.0	0.0	0.0	0.0
Equipment	0.0	0.0	0.0	0.0
Capital Outlay	0.0	0.0	0.0	0.0
Debt Service	0.0	0.0	0.0	0.0
Cost Allocation	0.0	0.0	0.0	0.0
Transfers	(7,500.0)	(7,500.0)	0.0	(7,500.0)
<b>Expenditure Categories Total:</b>	(7,500.0)	6,398.8	(5,297.6)	1,101.2
<b>Fund Total:</b>	(7,500.0)	6,398.8	(5,297.6)	1,101.2

## Summary of Expenditure and Budget Request for Selected Funds

<b>Agency:</b>	Arizona Commerce Authority
<b>Fund:</b>	CA1016 Blockchain/Wearables Fund (Non-Appropriated)

	FY 2022 Actual	FY 2023 Expd. Plan	FY 2024 Fund. Issue	FY 2024 Total Request
Cost Center/Program:				
1 Arizona Commerce Authority	(2,250.0)	150.0	0.0	150.0
	(2,250.0)	150.0	0.0	150.0
<b>Expenditure Categories</b>				
Personal Services	0.0	0.0	0.0	0.0
Employee Related Expenses	0.0	0.0	0.0	0.0
Professional and Outside Services	0.0	0.0	0.0	0.0
Travel In-State	0.0	0.0	0.0	0.0
Travel Out of State	0.0	0.0	0.0	0.0
Food	0.0	0.0	0.0	0.0
Aid to Organizations and Individuals	2,750.0	5,150.0	0.0	5,150.0
Other Operating Expenses	0.0	0.0	0.0	0.0
Equipment	0.0	0.0	0.0	0.0
Capital Outlay	0.0	0.0	0.0	0.0
Debt Service	0.0	0.0	0.0	0.0
Cost Allocation	0.0	0.0	0.0	0.0
Transfers	(5,000.0)	(5,000.0)	0.0	(5,000.0)
<b>Expenditure Categories Total:</b>	(2,250.0)	150.0	0.0	150.0
<b>Fund Total:</b>	(2,250.0)	150.0	0.0	150.0

## Summary of Expenditure and Budget Request for Selected Funds

<b>Agency:</b>	Arizona Commerce Authority
<b>Fund:</b>	CA1020 Mexico Trade Offices (Non-Appropriated)

	FY 2022 Actual	FY 2023 Expd. Plan	FY 2024 Fund. Issue	FY 2024 Total Request
Cost Center/Program:				
1 Arizona Commerce Authority	0.1	0.0	0.0	0.0
	0.1	0.0	0.0	0.0
<b>Expenditure Categories</b>				
FTE	0.0	46.2	0.0	46.2
Personal Services	40.2	46.2	0.0	46.2
Employee Related Expenses	6.8	7.9	0.0	7.9
Professional and Outside Services	272.2	264.6	0.0	264.6
Travel In-State	0.1	1.2	0.0	1.2
Travel Out of State	1.7	4.6	0.0	4.6
Food	0.0	0.0	0.0	0.0
Aid to Organizations and Individuals	0.0	0.0	0.0	0.0
Other Operating Expenses	179.1	175.5	0.0	175.5
Equipment	0.0	0.0	0.0	0.0
Capital Outlay	0.0	0.0	0.0	0.0
Debt Service	0.0	0.0	0.0	0.0
Cost Allocation	0.0	0.0	0.0	0.0
Transfers	(500.0)	(500.0)	0.0	(500.0)
<b>Expenditure Categories Total:</b>	0.1	0.0	0.0	0.0
<b>Fund Total:</b>	0.1	0.0	0.0	0.0

## Summary of Expenditure and Budget Request for Selected Funds

<b>Agency:</b>	Arizona Commerce Authority
<b>Fund:</b>	CA1021 Israel Trade Offices (Non-Appropriated)

	FY 2022 Actual	FY 2023 Expd. Plan	FY 2024 Fund. Issue	FY 2024 Total Request
Cost Center/Program:				
1 Arizona Commerce Authority	0.0	0.0	0.0	0.0
	0.0	0.0	0.0	0.0
<b>Expenditure Categories</b>				
Personal Services	0.0	15.4	0.0	15.4
Employee Related Expenses	0.0	4.4	0.0	4.4
Professional and Outside Services	114.0	117.5	0.0	117.5
Travel In-State	0.8	1.5	0.0	1.5
Travel Out of State	12.1	21.4	0.0	21.4
Food	0.0	0.0	0.0	0.0
Aid to Organizations and Individuals	0.0	0.0	0.0	0.0
Other Operating Expenses	48.1	139.8	0.0	139.8
Equipment	0.0	0.0	0.0	0.0
Capital Outlay	0.0	0.0	0.0	0.0
Debt Service	0.0	0.0	0.0	0.0
Cost Allocation	0.0	0.0	0.0	0.0
Transfers	(175.0)	(300.0)	0.0	(300.0)
<b>Expenditure Categories Total:</b>	0.0	0.0	0.0	0.0
<b>Fund Total:</b>	0.0	0.0	0.0	0.0

## Summary of Expenditure and Budget Request for Selected Funds

<b>Agency:</b>	Arizona Commerce Authority
<b>Fund:</b>	CA1023 Frankfurt Germany Trade Office Fund (Non-Appropriated)

	FY 2022 Actual	FY 2023 Expd. Plan	FY 2024 Fund. Issue	FY 2024 Total Request
Cost Center/Program:				
1 Arizona Commerce Authority	0.0	0.0	0.0	0.0
	0.0	0.0	0.0	0.0
<b>Expenditure Categories</b>				
Personal Services	0.0	23.1	0.0	23.1
Employee Related Expenses	0.0	6.6	0.0	6.6
Professional and Outside Services	79.9	210.0	0.0	210.0
Travel In-State	0.1	3.6	0.0	3.6
Travel Out of State	9.0	40.6	0.0	40.6
Food	0.0	0.0	0.0	0.0
Aid to Organizations and Individuals	0.0	0.0	0.0	0.0
Other Operating Expenses	161.0	216.1	0.0	216.1
Equipment	0.0	0.0	0.0	0.0
Capital Outlay	0.0	0.0	0.0	0.0
Debt Service	0.0	0.0	0.0	0.0
Cost Allocation	0.0	0.0	0.0	0.0
Transfers	(250.0)	(500.0)	0.0	(500.0)
<b>Expenditure Categories Total:</b>	0.0	0.0	0.0	0.0
<b>Fund Total:</b>	0.0	0.0	0.0	0.0



## Summary of Expenditure and Budget Request for Selected Funds

<b>Agency:</b>	Arizona Commerce Authority
<b>Fund:</b>	CA1024 Asian Trade Offices Fund (Non-Appropriated)

	FY 2022 Actual	FY 2023 Expd. Plan	FY 2024 Fund. Issue	FY 2024 Total Request
Cost Center/Program:				
1 Arizona Commerce Authority	0.0	0.0	0.0	0.0
	0.0	0.0	0.0	0.0
<b>Expenditure Categories</b>				
Personal Services	0.0	38.5	0.0	38.5
Employee Related Expenses	0.0	11.0	0.0	11.0
Professional and Outside Services	0.0	130.3	0.0	130.3
Travel In-State	0.0	0.0	0.0	0.0
Travel Out of State	0.0	26.5	0.0	26.5
Food	0.0	0.0	0.0	0.0
Aid to Organizations and Individuals	0.0	0.0	0.0	0.0
Other Operating Expenses	0.0	543.7	0.0	543.7
Equipment	0.0	0.0	0.0	0.0
Capital Outlay	0.0	0.0	0.0	0.0
Debt Service	0.0	0.0	0.0	0.0
Cost Allocation	0.0	0.0	0.0	0.0
Transfers	0.0	(750.0)	0.0	(750.0)
<b>Expenditure Categories Total:</b>	0.0	0.0	0.0	0.0
<b>Fund Total:</b>	0.0	0.0	0.0	0.0

## Summary of Expenditure and Budget Request for Selected Funds

<b>Agency:</b>	Arizona Commerce Authority
<b>Fund:</b>	CA1025 State Workforce Programs (Non-Appropriated)

	FY 2022 Actual	FY 2023 Expd. Plan	FY 2024 Fund. Issue	FY 2024 Total Request
Cost Center/Program:				
1 Arizona Commerce Authority	884.2	0.0	(390.4)	(390.4)
	884.2	0.0	(390.4)	(390.4)
<b>Expenditure Categories</b>				
FTE	0.0	0.0	0.0	0.0
Personal Services	0.0	0.0	0.0	0.0
Employee Related Expenses	0.0	0.0	0.0	0.0
Professional and Outside Services	37.0	0.0	0.0	0.0
Travel In-State	0.0	0.0	0.0	0.0
Travel Out of State	0.0	0.0	0.0	0.0
Food	0.0	0.0	0.0	0.0
Aid to Organizations and Individuals	796.4	0.0	(390.4)	(390.4)
Other Operating Expenses	50.8	0.0	0.0	0.0
Equipment	0.0	0.0	0.0	0.0
Capital Outlay	0.0	0.0	0.0	0.0
Debt Service	0.0	0.0	0.0	0.0
Cost Allocation	0.0	0.0	0.0	0.0
Transfers	0.0	0.0	0.0	0.0
<b>Expenditure Categories Total:</b>	884.2	0.0	(390.4)	(390.4)
<b>Fund Total:</b>	884.2	0.0	(390.4)	(390.4)

## Summary of Expenditure and Budget Request for Selected Funds

<b>Agency:</b>	Arizona Commerce Authority
<b>Fund:</b>	CA1026 Economic Development Fund (Non-Appropriated)

	FY 2022 Actual	FY 2023 Expd. Plan	FY 2024 Fund. Issue	FY 2024 Total Request
Cost Center/Program:				
1 Arizona Commerce Authority	4,488.8	7,850.8	(8,572.7)	(721.9)
	4,488.8	7,850.8	(8,572.7)	(721.9)
<b>Expenditure Categories</b>				
FTE	0.0	0.0	0.0	0.0
Personal Services	499.8	935.9	0.0	935.9
Employee Related Expenses	106.6	231.5	0.0	231.5
Professional and Outside Services	1,791.8	4,805.2	0.0	4,805.2
Travel In-State	0.1	43.4	0.0	43.4
Travel Out of State	3.8	11.8	0.0	11.8
Food	0.0	0.0	0.0	0.0
Aid to Organizations and Individuals	0.0	0.0	0.0	0.0
Other Operating Expenses	2,086.7	1,819.7	(8,572.7)	(6,753.0)
Equipment	0.0	3.3	0.0	3.3
Capital Outlay	0.0	0.0	0.0	0.0
Debt Service	0.0	0.0	0.0	0.0
Cost Allocation	0.0	0.0	0.0	0.0
Transfers	0.0	0.0	0.0	0.0
<b>Expenditure Categories Total:</b>	4,488.8	7,850.8	(8,572.7)	(721.9)
<b>Fund Total:</b>	4,488.8	7,850.8	(8,572.7)	(721.9)

## Summary of Expenditure and Budget Request for Selected Funds

<b>Agency:</b>	Arizona Commerce Authority
<b>Fund:</b>	CA1027 ADOA Business One-Stop Fund (Non-Appropriated)

	FY 2022 Actual	FY 2023 Expd. Plan	FY 2024 Fund. Issue	FY 2024 Total Request
Cost Center/Program:				
1 Arizona Commerce Authority	3.6	145.3	(145.3)	0.0
	3.6	145.3	(145.3)	0.0
<b>Expenditure Categories</b>				
FTE	0.0	0.0	0.0	0.0
Personal Services	2.8	19.5	(145.3)	(125.8)
Employee Related Expenses	0.8	4.2	0.0	4.2
Professional and Outside Services	0.0	0.0	0.0	0.0
Travel In-State	0.0	0.0	0.0	0.0
Travel Out of State	0.0	0.0	0.0	0.0
Food	0.0	0.0	0.0	0.0
Aid to Organizations and Individuals	0.0	0.0	0.0	0.0
Other Operating Expenses	0.0	121.6	0.0	121.6
Equipment	0.0	0.0	0.0	0.0
Capital Outlay	0.0	0.0	0.0	0.0
Debt Service	0.0	0.0	0.0	0.0
Cost Allocation	0.0	0.0	0.0	0.0
Transfers	0.0	0.0	0.0	0.0
<b>Expenditure Categories Total:</b>	3.6	145.3	(145.3)	0.0
<b>Fund Total:</b>	3.6	145.3	(145.3)	0.0

## Summary of Expenditure and Budget Request for Selected Funds

<b>Agency:</b>	Arizona Commerce Authority
<b>Fund:</b>	CA1090 Water Infrastructure and Commerce Grant Fund (Non-Appropriated)

	FY 2022 Actual	FY 2023 Expd. Plan	FY 2024 Fund. Issue	FY 2024 Total Request
Cost Center/Program:				
1 Arizona Commerce Authority	0.0	0.0	0.0	0.0
	0.0	0.0	0.0	0.0
<b>Expenditure Categories</b>				
Personal Services	0.0	0.0	0.0	0.0
Employee Related Expenses	0.0	0.0	0.0	0.0
Professional and Outside Services	0.0	0.0	0.0	0.0
Travel In-State	0.0	0.0	0.0	0.0
Travel Out of State	0.0	0.0	0.0	0.0
Food	0.0	0.0	0.0	0.0
Aid to Organizations and Individuals	0.0	15,000.0	0.0	15,000.0
Other Operating Expenses	0.0	0.0	0.0	0.0
Equipment	0.0	0.0	0.0	0.0
Capital Outlay	0.0	0.0	0.0	0.0
Debt Service	0.0	0.0	0.0	0.0
Cost Allocation	0.0	0.0	0.0	0.0
Transfers	0.0	(15,000.0)	0.0	(15,000.0)
<b>Expenditure Categories Total:</b>	0.0	0.0	0.0	0.0
<b>Fund Total:</b>	0.0	0.0	0.0	0.0

## Summary of Expenditure and Budget Request for Selected Funds

<b>Agency:</b>	Arizona Commerce Authority
<b>Fund:</b>	CA1237 Work Force Recruitment and Job Training Fund (Non-Appropriated)

	FY 2022 Actual	FY 2023 Expd. Plan	FY 2024 Fund. Issue	FY 2024 Total Request
Cost Center/Program:				
1 Arizona Commerce Authority	3,113.8	0.0	0.0	0.0
	3,113.8	0.0	0.0	0.0
<b>Expenditure Categories</b>				
Personal Services	0.0	0.0	0.0	0.0
Employee Related Expenses	0.0	0.0	0.0	0.0
Professional and Outside Services	0.0	0.0	0.0	0.0
Travel In-State	0.0	0.0	0.0	0.0
Travel Out of State	0.0	0.0	0.0	0.0
Food	0.0	0.0	0.0	0.0
Aid to Organizations and Individuals	3,113.8	0.0	0.0	0.0
Other Operating Expenses	0.0	0.0	0.0	0.0
Equipment	0.0	0.0	0.0	0.0
Capital Outlay	0.0	0.0	0.0	0.0
Debt Service	0.0	0.0	0.0	0.0
Cost Allocation	0.0	0.0	0.0	0.0
Transfers	0.0	0.0	0.0	0.0
<b>Expenditure Categories Total:</b>	3,113.8	0.0	0.0	0.0
<b>Fund Total:</b>	3,113.8	0.0	0.0	0.0

## Summary of Expenditure and Budget Request for Selected Funds

<b>Agency:</b>	Arizona Commerce Authority
<b>Fund:</b>	CA2000 Federal Grants Fund (Non-Appropriated)

	FY 2022 Actual	FY 2023 Expd. Plan	FY 2024 Fund. Issue	FY 2024 Total Request
Cost Center/Program:				
1 Arizona Commerce Authority	2,784.8	8,824.6	(622.7)	8,201.9
	2,784.8	8,824.6	(622.7)	8,201.9
<b>Expenditure Categories</b>				
FTE	0.0	0.0	0.0	0.0
Personal Services	1,041.9	1,228.4	(622.7)	605.7
Employee Related Expenses	215.4	257.8	0.0	257.8
Professional and Outside Services	1,160.4	7,100.0	0.0	7,100.0
Travel In-State	1.5	24.6	0.0	24.6
Travel Out of State	10.1	24.3	0.0	24.3
Food	0.0	0.0	0.0	0.0
Aid to Organizations and Individuals	15.0	0.0	0.0	0.0
Other Operating Expenses	309.7	189.5	0.0	189.5
Equipment	0.0	0.0	0.0	0.0
Capital Outlay	0.0	0.0	0.0	0.0
Debt Service	0.0	0.0	0.0	0.0
Cost Allocation	0.0	0.0	0.0	0.0
Transfers	30.8	0.0	0.0	0.0
<b>Expenditure Categories Total:</b>	2,784.8	8,824.6	(622.7)	8,201.9
<b>Fund Total:</b>	2,784.8	8,824.6	(622.7)	8,201.9

## Summary of Expenditure and Budget Request for Selected Funds

<b>Agency:</b>	Arizona Commerce Authority
<b>Fund:</b>	CA2547 Arizona Commerce Authority Fund (Non-Appropriated)

	FY 2022 Actual	FY 2023 Expd. Plan	FY 2024 Fund. Issue	FY 2024 Total Request
Cost Center/Program:				
1 Arizona Commerce Authority	0.0	0.0	0.0	0.0
	0.0	0.0	0.0	0.0
<b>Expenditure Categories</b>				
Personal Services	5,220.5	6,191.8	0.0	6,191.8
Employee Related Expenses	1,032.8	1,281.7	0.0	1,281.7
Professional and Outside Services	1,145.1	576.3	0.0	576.3
Travel In-State	84.7	123.8	0.0	123.8
Travel Out of State	84.2	185.2	0.0	185.2
Food	0.0	0.0	0.0	0.0
Aid to Organizations and Individuals	0.0	0.0	0.0	0.0
Other Operating Expenses	2,368.5	1,568.1	0.0	1,568.1
Equipment	64.2	73.1	0.0	73.1
Capital Outlay	0.0	0.0	0.0	0.0
Debt Service	0.0	0.0	0.0	0.0
Cost Allocation	0.0	0.0	0.0	0.0
Transfers	(10,000.0)	(10,000.0)	0.0	(10,000.0)
<b>Expenditure Categories Total:</b>	0.0	0.0	0.0	0.0
<b>Fund Total:</b>	0.0	0.0	0.0	0.0



## Summary of Expenditure and Budget Request for Selected Funds

<b>Agency:</b>	Arizona Commerce Authority
<b>Fund:</b>	CA2548 Arizona Competes Fund (Non-Appropriated)

	FY 2022 Actual	FY 2023 Expd. Plan	FY 2024 Fund. Issue	FY 2024 Total Request
Cost Center/Program:				
1 Arizona Commerce Authority	(50,206.6)	12,455.0	0.0	12,455.0
	(50,206.6)	12,455.0	0.0	12,455.0
<b>Expenditure Categories</b>				
Personal Services	0.0	0.0	0.0	0.0
Employee Related Expenses	0.0	0.0	0.0	0.0
Professional and Outside Services	0.0	0.0	0.0	0.0
Travel In-State	0.0	0.0	0.0	0.0
Travel Out of State	0.0	0.0	0.0	0.0
Food	0.0	0.0	0.0	0.0
Aid to Organizations and Individuals	5,293.4	17,955.0	0.0	17,955.0
Other Operating Expenses	0.0	0.0	0.0	0.0
Equipment	0.0	0.0	0.0	0.0
Capital Outlay	0.0	0.0	0.0	0.0
Debt Service	0.0	0.0	0.0	0.0
Cost Allocation	0.0	0.0	0.0	0.0
Transfers	(55,500.0)	(5,500.0)	0.0	(5,500.0)
<b>Expenditure Categories Total:</b>	(50,206.6)	12,455.0	0.0	12,455.0
<b>Fund Total:</b>	(50,206.6)	12,455.0	0.0	12,455.0

## Summary of Expenditure and Budget Request for Selected Funds

<b>Agency:</b>	Arizona Commerce Authority
<b>Fund:</b>	CA2985 ACA Coronavirus State and Local Fiscal Recovery Fund (Non-Appropriat

	FY 2022 Actual	FY 2023 Expd. Plan	FY 2024 Fund. Issue	FY 2024 Total Request
Cost Center/Program:				
1 Arizona Commerce Authority	0.0	36,245.3	(137.6)	36,107.7
	0.0	36,245.3	(137.6)	36,107.7
<b>Expenditure Categories</b>				
FTE	0.0	0.0	0.0	0.0
Personal Services	0.0	484.2	0.0	484.2
Employee Related Expenses	0.0	130.0	0.0	130.0
Professional and Outside Services	0.0	553.5	0.0	553.5
Travel In-State	0.0	30.0	0.0	30.0
Travel Out of State	0.0	10.0	0.0	10.0
Food	0.0	0.0	0.0	0.0
Aid to Organizations and Individuals	0.0	35,000.0	0.0	35,000.0
Other Operating Expenses	0.0	34.0	(137.6)	(103.6)
Equipment	0.0	3.6	0.0	3.6
Capital Outlay	0.0	0.0	0.0	0.0
Debt Service	0.0	0.0	0.0	0.0
Cost Allocation	0.0	0.0	0.0	0.0
Transfers	0.0	0.0	0.0	0.0
<b>Expenditure Categories Total:</b>	0.0	36,245.3	(137.6)	36,107.7
<b>Fund Total:</b>	0.0	36,245.3	(137.6)	36,107.7

## Summary of Expenditure and Budget Request for Selected Funds

<b>Agency:</b>	Arizona Commerce Authority
<b>Fund:</b>	CA3002 Arizona Coronavirus Relief Fund - NEW (Non-Appropriated)

	FY 2022 Actual	FY 2023 Expd. Plan	FY 2024 Fund. Issue	FY 2024 Total Request
Cost Center/Program:				
1 Arizona Commerce Authority	517.6	0.0	0.0	0.0
	517.6	0.0	0.0	0.0
<b>Expenditure Categories</b>				
Personal Services	0.0	0.0	0.0	0.0
Employee Related Expenses	0.0	0.0	0.0	0.0
Professional and Outside Services	0.2	0.0	0.0	0.0
Travel In-State	0.0	0.0	0.0	0.0
Travel Out of State	0.0	0.0	0.0	0.0
Food	0.0	0.0	0.0	0.0
Aid to Organizations and Individuals	517.4	0.0	0.0	0.0
Other Operating Expenses	0.0	0.0	0.0	0.0
Equipment	0.0	0.0	0.0	0.0
Capital Outlay	0.0	0.0	0.0	0.0
Debt Service	0.0	0.0	0.0	0.0
Cost Allocation	0.0	0.0	0.0	0.0
Transfers	0.0	0.0	0.0	0.0
<b>Expenditure Categories Total:</b>	517.6	0.0	0.0	0.0
<b>Fund Total:</b>	517.6	0.0	0.0	0.0

## Summary of Expenditure and Budget Request for Selected Funds

<b>Agency:</b>	Arizona Commerce Authority
<b>Fund:</b>	CA3005 Application Fees Fund (Non-Appropriated)

	FY 2022 Actual	FY 2023 Expd. Plan	FY 2024 Fund. Issue	FY 2024 Total Request
Cost Center/Program:				
1 Arizona Commerce Authority	809.1	3,715.1	(1,817.7)	1,897.4
	809.1	3,715.1	(1,817.7)	1,897.4
<b>Expenditure Categories</b>				
FTE	0.0	0.0	0.0	0.0
Personal Services	664.5	836.8	0.0	836.8
Employee Related Expenses	143.2	187.4	0.0	187.4
Professional and Outside Services	1.4	472.3	0.0	472.3
Travel In-State	0.0	0.2	0.0	0.2
Travel Out of State	0.0	0.0	0.0	0.0
Food	0.0	0.0	0.0	0.0
Aid to Organizations and Individuals	0.0	1,850.0	0.0	1,850.0
Other Operating Expenses	0.0	368.4	0.0	368.4
Equipment	0.0	0.0	0.0	0.0
Capital Outlay	0.0	0.0	0.0	0.0
Debt Service	0.0	0.0	0.0	0.0
Cost Allocation	0.0	0.0	0.0	0.0
Transfers	0.0	0.0	(1,817.7)	(1,817.7)
<b>Expenditure Categories Total:</b>	809.1	3,715.1	(1,817.7)	1,897.4
<b>Fund Total:</b>	809.1	3,715.1	(1,817.7)	1,897.4

## Summary of Expenditure and Budget Request for Selected Funds

<b>Agency:</b>	Arizona Commerce Authority
<b>Fund:</b>	CA3010 Non-Federal Grant Fund (Non-Appropriated)

	FY 2022 Actual	FY 2023 Expd. Plan	FY 2024 Fund. Issue	FY 2024 Total Request
Cost Center/Program:				
1 Arizona Commerce Authority	75.0	0.0	0.0	0.0
	75.0	0.0	0.0	0.0
<b>Expenditure Categories</b>				
Personal Services	0.0	0.0	0.0	0.0
Employee Related Expenses	0.0	0.0	0.0	0.0
Professional and Outside Services	75.0	0.0	0.0	0.0
Travel In-State	0.0	0.0	0.0	0.0
Travel Out of State	0.0	0.0	0.0	0.0
Food	0.0	0.0	0.0	0.0
Aid to Organizations and Individuals	0.0	0.0	0.0	0.0
Other Operating Expenses	0.0	0.0	0.0	0.0
Equipment	0.0	0.0	0.0	0.0
Capital Outlay	0.0	0.0	0.0	0.0
Debt Service	0.0	0.0	0.0	0.0
Cost Allocation	0.0	0.0	0.0	0.0
Transfers	0.0	0.0	0.0	0.0
<b>Expenditure Categories Total:</b>	75.0	0.0	0.0	0.0
<b>Fund Total:</b>	75.0	0.0	0.0	0.0

## Summary of Expenditure and Budget Request for Selected Funds

<b>Agency:</b>	Arizona Commerce Authority
<b>Fund:</b>	CA3189 Commerce Donations Fund (Non-Appropriated)

	FY 2022 Actual	FY 2023 Expd. Plan	FY 2024 Fund. Issue	FY 2024 Total Request
Cost Center/Program:				
1 Arizona Commerce Authority	39.7	51.0	0.0	51.0
	39.7	51.0	0.0	51.0
<b>Expenditure Categories</b>				
Personal Services	0.0	0.0	0.0	0.0
Employee Related Expenses	0.0	0.0	0.0	0.0
Professional and Outside Services	0.0	0.0	0.0	0.0
Travel In-State	0.0	0.0	0.0	0.0
Travel Out of State	10.0	0.0	0.0	0.0
Food	0.0	0.0	0.0	0.0
Aid to Organizations and Individuals	0.0	0.0	0.0	0.0
Other Operating Expenses	29.7	51.0	0.0	51.0
Equipment	0.0	0.0	0.0	0.0
Capital Outlay	0.0	0.0	0.0	0.0
Debt Service	0.0	0.0	0.0	0.0
Cost Allocation	0.0	0.0	0.0	0.0
Transfers	0.0	0.0	0.0	0.0
<b>Expenditure Categories Total:</b>	39.7	51.0	0.0	51.0
<b>Fund Total:</b>	39.7	51.0	0.0	51.0

## Summary of Expenditure and Budget Request for Selected Funds

<b>Agency:</b>	Arizona Commerce Authority
<b>Fund:</b>	CA4080 Institute for Automated Mobility (Non-Appropriated)

	FY 2022 Actual	FY 2023 Expd. Plan	FY 2024 Fund. Issue	FY 2024 Total Request
Cost Center/Program:				
1 Arizona Commerce Authority	323.4	317.4	0.0	317.4
	323.4	317.4	0.0	317.4
<b>Expenditure Categories</b>				
Personal Services	0.0	0.0	0.0	0.0
Employee Related Expenses	0.0	0.0	0.0	0.0
Professional and Outside Services	323.4	317.4	0.0	317.4
Travel In-State	0.0	0.0	0.0	0.0
Travel Out of State	0.0	0.0	0.0	0.0
Food	0.0	0.0	0.0	0.0
Aid to Organizations and Individuals	0.0	0.0	0.0	0.0
Other Operating Expenses	0.0	0.0	0.0	0.0
Equipment	0.0	0.0	0.0	0.0
Capital Outlay	0.0	0.0	0.0	0.0
Debt Service	0.0	0.0	0.0	0.0
Cost Allocation	0.0	0.0	0.0	0.0
Transfers	0.0	0.0	0.0	0.0
<b>Expenditure Categories Total:</b>	323.4	317.4	0.0	317.4
<b>Fund Total:</b>	323.4	317.4	0.0	317.4

## Summary of Expenditure and Budget Request for Selected Funds

<b>Agency:</b>	Arizona Commerce Authority
<b>Fund:</b>	CA9507 Arizona Innovation Accelerator Fund (Non-Appropriated)

	FY 2022 Actual	FY 2023 Expd. Plan	FY 2024 Fund. Issue	FY 2024 Total Request
Cost Center/Program:				
1 Arizona Commerce Authority	25.4	3,652.1	0.0	3,652.1
	25.4	3,652.1	0.0	3,652.1
<b>Expenditure Categories</b>				
Personal Services	0.0	300.9	0.0	300.9
Employee Related Expenses	0.0	57.5	0.0	57.5
Professional and Outside Services	25.4	905.0	0.0	905.0
Travel In-State	0.0	0.7	0.0	0.7
Travel Out of State	0.0	4.6	0.0	4.6
Food	0.0	0.0	0.0	0.0
Aid to Organizations and Individuals	0.0	2,000.0	0.0	2,000.0
Other Operating Expenses	0.0	383.4	0.0	383.4
Equipment	0.0	0.0	0.0	0.0
Capital Outlay	0.0	0.0	0.0	0.0
Debt Service	0.0	0.0	0.0	0.0
Cost Allocation	0.0	0.0	0.0	0.0
Transfers	0.0	0.0	0.0	0.0
<b>Expenditure Categories Total:</b>	25.4	3,652.1	0.0	3,652.1
<b>Fund Total:</b>	25.4	3,652.1	0.0	3,652.1



## Summary of Expenditure and Budget Request for Selected Funds

<b>Agency:</b>	Arizona Commerce Authority
<b>Fund:</b>	CA9971 RevAZ Fund (Non-Appropriated)

	FY 2022 Actual	FY 2023 Expd. Plan	FY 2024 Fund. Issue	FY 2024 Total Request
Cost Center/Program:				
1 Arizona Commerce Authority	1,656.2	2,850.0	0.0	2,850.0
	1,656.2	2,850.0	0.0	2,850.0
<b>Expenditure Categories</b>				
Personal Services	43.4	794.0	0.0	794.0
Employee Related Expenses	8.9	222.9	0.0	222.9
Professional and Outside Services	1,528.9	1,713.7	0.0	1,713.7
Travel In-State	16.5	3.9	0.0	3.9
Travel Out of State	1.4	1.8	0.0	1.8
Food	0.0	0.0	0.0	0.0
Aid to Organizations and Individuals	0.0	0.0	0.0	0.0
Other Operating Expenses	55.4	69.7	0.0	69.7
Equipment	1.7	44.0	0.0	44.0
Capital Outlay	0.0	0.0	0.0	0.0
Debt Service	0.0	0.0	0.0	0.0
Cost Allocation	0.0	0.0	0.0	0.0
Transfers	0.0	0.0	0.0	0.0
<b>Expenditure Categories Total:</b>	1,656.2	2,850.0	0.0	2,850.0
<b>Fund Total:</b>	1,656.2	2,850.0	0.0	2,850.0

## Summary of Expenditure and Budget Request for Selected Funds

<b>Agency:</b>	Arizona Commerce Authority
<b>Fund:</b>	CA9971 RevAZ Fund (Non-Appropriated)

	FY 2022 Actual	FY 2023 Expd. Plan	FY 2024 Fund. Issue	FY 2024 Total Request
<b>Agency Total for Selected Funds</b>	35,504.8	129,123.6	(36,984.6)	92,139.0

FUNDING ISSUE – 1006 RURAL BROADBAND

The appropriation from FY22 is estimated to be wholly expended in FY23.

## FUNDING ISSUE – 1025 STATE WORKFORCE PROGRAMS

Currently the Arizona Commerce Authority (ACA) performs workforce initiatives on a reimbursement basis. The fund balances for these ISA's will always be negative since the funds are requested after expenditures are recognized. There are no known new projects for FY22-FY23.

## FUNDING ISSUE – 1026 Economic Development

Currently the Arizona Commerce Authority (ACA) performs economic Development initiatives on a reimbursement basis. The fund balances for these ISA's will always be negative since the funds are requested after expenditures are recognized.

FUNDING ISSUE – 1027 ADOA Business One Stop

The appropriation from FY22 is estimated to be wholly expended in FY24.

## FUNDING ISSUE – 1090 Water Infrastructure

The budget includes \$15,000,000 from the General Fund in FY 2023 for a Water Infrastructure and Commerce Grant Fund Deposit.

### **One-Time Deposit**

The budget includes a one-time increase of \$15,000,000 from the General Fund in FY 2023 for the distribution of water infrastructure grants via the Water Infrastructure and Commerce Grant Fund. This fund was established by the Environment BRB and is intended to provide water infrastructure grants to public service corporations acting on behalf of an employer with at least 250 employees and that are located in a county with a population of not less than 400,000 and less than 1,000,000.

## 2000 Federal Grant Fund – Negative Fund Balance Explanation

Currently, the Arizona Commerce Authority (ACA) only has federal contracts that are on a reimbursement basis. The Fund balances for these Federal contracts will always be negative since the ACA receives quarterly reimbursements after the expenses are incurred.



FUNDING ISSUE –AD2531 State Web Portal- Applied Research

The budget includes an increase of \$5,000,000 from the State Web Portal Fund in FY 2023 for research into blockchain and wearable technology.

The appropriation from FY22 is estimated to be wholly expended in FY24.

FUNDING ISSUE - 3005 APPLICATION FEES

The Filing Fee Revenue is estimated based on historical and projected usage of certain incentive programs administered by the Arizona Commerce.

## Program Group Summary of Expenditures and Budget Request for Selected Funds

<b>Agency:</b>	Arizona Commerce Authority
<b>Program:</b>	Arizona Commerce Authority

	FY 2022 Actual	FY 2023 Expd. Plan	FY 2024 Fund. Issue	FY 2024 Total Request
--	-------------------	-----------------------	------------------------	--------------------------

<b>Fund:</b>	AA1000-A General Fund (Appropriated)
--------------	--------------------------------------

### Program Expenditures

COST CENTER/PROGRAM BUDGET UNIT					
1-1	Arizona Commerce Authority	10,000.0	10,000.0	0.0	10,000.0
1-2	SLI Arizona Competes Fund Deposit	55,500.0	5,500.0	0.0	5,500.0
1-5	SLI Blockchain/wearable research	5,000.0	0.0	0.0	0.0
1-6	SLI Frankfurt, Germany trade office	250.0	500.0	0.0	500.0
1-7	SLI Major Events Fund Deposit	7,500.0	7,500.0	0.0	7,500.0
1-9	SLI Water Infrastructure and Commerce Grant Fu	0.0	15,000.0	(15,000.0)	0.0
1-10	SLI Asian Trade Offices	0.0	750.0	0.0	750.0
1-11	SLI Israel Trade Offices	175.0	300.0	0.0	300.0
1-12	SLI Mexico Trade Offices	500.0	500.0	0.0	500.0
1-13	SLI Economic Development Marketing and Attracti	0.0	1,000.0	0.0	1,000.0
	Total	78,925.0	41,050.0	(15,000.0)	26,050.0

### Appropriated Funding

#### Expenditure Categories

FTE Positions		0.0	0.0	0.0	0.0
Personal Services		0.0	0.0	0.0	0.0
Employee Related Expenses		0.0	0.0	0.0	0.0
Professional and Outside Services		0.0	0.0	0.0	0.0
Travel In-State		0.0	0.0	0.0	0.0
Travel Out of State		0.0	0.0	0.0	0.0
Food		0.0	0.0	0.0	0.0
Aid to Organizations and Individuals		0.0	0.0	(15,000.0)	(15,000.0)
Other Operating Expenses		0.0	0.0	0.0	0.0
Equipment		0.0	0.0	0.0	0.0
Capital Outlay		0.0	0.0	0.0	0.0
Debt Service		0.0	0.0	0.0	0.0
Cost Allocation		0.0	0.0	0.0	0.0
Transfers		78,925.0	41,050.0	0.0	41,050.0
<b>Expenditure Categories Total:</b>		78,925.0	41,050.0	(15,000.0)	26,050.0
<b>Fund AA1000-A Total:</b>		78,925.0	41,050.0	(15,000.0)	26,050.0

## Program Group Summary of Expenditures and Budget Request for Selected Funds

<b>Agency:</b>	Arizona Commerce Authority
<b>Program:</b>	Arizona Commerce Authority

	FY 2022 Actual	FY 2023 Expd. Plan	FY 2024 Fund. Issue	FY 2024 Total Request
--	-------------------	-----------------------	------------------------	--------------------------

<b>Fund:</b>	AD2531-A State Web Portal Fund (Appropriated)
--------------	---

### Program Expenditures

COST CENTER/PROGRAM BUDGET UNIT					
1-1	Arizona Commerce Authority	0.0	0.0	(5,000.0)	(5,000.0)
1-5	SLI Blockchain/wearable research	0.0	5,000.0	0.0	5,000.0
Total		0.0	5,000.0	(5,000.0)	0.0

### Appropriated Funding

#### Expenditure Categories

FTE Positions		0.0	0.0	0.0	0.0
Personal Services		0.0	0.0	0.0	0.0
Employee Related Expenses		0.0	0.0	0.0	0.0
Professional and Outside Services		0.0	0.0	0.0	0.0
Travel In-State		0.0	0.0	0.0	0.0
Travel Out of State		0.0	0.0	0.0	0.0
Food		0.0	0.0	0.0	0.0
Aid to Organizations and Individuals		0.0	0.0	0.0	0.0
Other Operating Expenses		0.0	0.0	0.0	0.0
Equipment		0.0	0.0	0.0	0.0
Capital Outlay		0.0	0.0	0.0	0.0
Debt Service		0.0	0.0	0.0	0.0
Cost Allocation		0.0	0.0	0.0	0.0
Transfers		0.0	5,000.0	(5,000.0)	0.0
<b>Expenditure Categories Total:</b>		0.0	5,000.0	(5,000.0)	0.0
<b>Fund AD2531-A Total:</b>		0.0	5,000.0	(5,000.0)	0.0

## Program Group Summary of Expenditures and Budget Request for Selected Funds

<b>Agency:</b>	Arizona Commerce Authority
<b>Program:</b>	Arizona Commerce Authority

	FY 2022 Actual	FY 2023 Expd. Plan	FY 2024 Fund. Issue	FY 2024 Total Request
--	-------------------	-----------------------	------------------------	--------------------------

<b>Fund:</b>	CA1001-N Arizona Commerce Authority Carryover (Non-Appropriated)
--------------	--

### Program Expenditures

COST CENTER/PROGRAM BUDGET UNIT					
1-1	Arizona Commerce Authority	4.2	417.6	0.0	417.6
	Total	4.2	417.6	0.0	417.6

### Non-Appropriated Funding

#### Expenditure Categories

Personal Services	0.0	225.4	0.0	225.4
Employee Related Expenses	0.0	45.8	0.0	45.8
Professional and Outside Services	0.0	75.0	0.0	75.0
Travel In-State	0.0	4.2	0.0	4.2
Travel Out of State	0.0	9.3	0.0	9.3
Food	0.0	0.0	0.0	0.0
Aid to Organizations and Individuals	0.0	0.0	0.0	0.0
Other Operating Expenses	4.2	57.9	0.0	57.9
Equipment	0.0	0.0	0.0	0.0
Capital Outlay	0.0	0.0	0.0	0.0
Debt Service	0.0	0.0	0.0	0.0
Cost Allocation	0.0	0.0	0.0	0.0
Transfers	0.0	0.0	0.0	0.0
<b>Expenditure Categories Total:</b>	<b>4.2</b>	<b>417.6</b>	<b>0.0</b>	<b>417.6</b>
<b>Fund CA1001-N Total:</b>	<b>4.2</b>	<b>417.6</b>	<b>0.0</b>	<b>417.6</b>

## Program Group Summary of Expenditures and Budget Request for Selected Funds

<b>Agency:</b>	Arizona Commerce Authority
<b>Program:</b>	Arizona Commerce Authority

	FY 2022 Actual	FY 2023 Expd. Plan	FY 2024 Fund. Issue	FY 2024 Total Request
--	-------------------	-----------------------	------------------------	--------------------------

<b>Fund:</b>	CA1003-N Economic Development Marketing and Attraction Fund (Non-Appropriated)
--------------	--

### Program Expenditures

COST CENTER/PROGRAM BUDGET UNIT

1-1	Arizona Commerce Authority	0.0	1,000.0	0.0	1,000.0
1-13	SLI Economic Development Marketing and Attracti	0.0	(1,000.0)	0.0	(1,000.0)
	Total	0.0	0.0	0.0	0.0

### Non-Appropriated Funding

#### Expenditure Categories

Personal Services	0.0	0.0	0.0	0.0
Employee Related Expenses	0.0	0.0	0.0	0.0
Professional and Outside Services	0.0	0.0	0.0	0.0
Travel In-State	0.0	0.0	0.0	0.0
Travel Out of State	0.0	0.0	0.0	0.0
Food	0.0	0.0	0.0	0.0
Aid to Organizations and Individuals	0.0	0.0	0.0	0.0
Other Operating Expenses	0.0	1,000.0	0.0	1,000.0
Equipment	0.0	0.0	0.0	0.0
Capital Outlay	0.0	0.0	0.0	0.0
Debt Service	0.0	0.0	0.0	0.0
Cost Allocation	0.0	0.0	0.0	0.0
Transfers	0.0	(1,000.0)	0.0	(1,000.0)

<b>Expenditure Categories Total:</b>	0.0	0.0	0.0	0.0
--------------------------------------	-----	-----	-----	-----

<b>Fund CA1003-N Total:</b>	0.0	0.0	0.0	0.0
-----------------------------	-----	-----	-----	-----

## Program Group Summary of Expenditures and Budget Request for Selected Funds

<b>Agency:</b>	Arizona Commerce Authority
<b>Program:</b>	Arizona Commerce Authority

	FY 2022 Actual	FY 2023 Expd. Plan	FY 2024 Fund. Issue	FY 2024 Total Request
--	-------------------	-----------------------	------------------------	--------------------------

<b>Fund:</b>	CA1006-N Rural Broadband Grants (Non-Appropriated)
--------------	--

### Program Expenditures

COST CENTER/PROGRAM BUDGET UNIT					
1-4	SLI Rural Broadband Grants	1,810.5	0.6	(0.6)	0.0
	Total	1,810.5	0.6	(0.6)	0.0

### Non-Appropriated Funding

#### Expenditure Categories

FTE Positions	0.0	0.0	0.0	0.0
Personal Services	0.0	0.0	0.0	0.0
Employee Related Expenses	0.0	0.0	0.0	0.0
Professional and Outside Services	0.0	0.0	0.0	0.0
Travel In-State	0.0	0.0	0.0	0.0
Travel Out of State	0.0	0.0	0.0	0.0
Food	0.0	0.0	0.0	0.0
Aid to Organizations and Individuals	1,810.5	0.6	0.0	0.6
Other Operating Expenses	0.0	0.0	0.0	0.0
Equipment	0.0	0.0	0.0	0.0
Capital Outlay	0.0	0.0	0.0	0.0
Debt Service	0.0	0.0	0.0	0.0
Cost Allocation	0.0	0.0	0.0	0.0
Transfers	0.0	0.0	(0.6)	(0.6)
<b>Expenditure Categories Total:</b>	1,810.5	0.6	(0.6)	0.0
<b>Fund CA1006-N Total:</b>	1,810.5	0.6	(0.6)	0.0

## Program Group Summary of Expenditures and Budget Request for Selected Funds

<b>Agency:</b>	Arizona Commerce Authority
<b>Program:</b>	Arizona Commerce Authority

	FY 2022 Actual	FY 2023 Expd. Plan	FY 2024 Fund. Issue	FY 2024 Total Request
--	-------------------	-----------------------	------------------------	--------------------------

<b>Fund:</b>	CA1007-N Major Events Fund (Non-Appropriated)
--------------	---

### Program Expenditures

COST CENTER/PROGRAM BUDGET UNIT					
1-7	SLI Major Events Fund Deposit	(7,500.0)	6,398.8	(5,297.6)	1,101.2
	Total	(7,500.0)	6,398.8	(5,297.6)	1,101.2

### Non-Appropriated Funding

#### Expenditure Categories

	FTE Positions	0.0	0.0	0.0	0.0
	Personal Services	0.0	0.0	0.0	0.0
	Employee Related Expenses	0.0	0.0	0.0	0.0
	Professional and Outside Services	0.0	3,898.8	0.0	3,898.8
	Travel In-State	0.0	0.0	0.0	0.0
	Travel Out of State	0.0	0.0	0.0	0.0
	Food	0.0	0.0	0.0	0.0
	Aid to Organizations and Individuals	0.0	10,000.0	(5,297.6)	4,702.4
	Other Operating Expenses	0.0	0.0	0.0	0.0
	Equipment	0.0	0.0	0.0	0.0
	Capital Outlay	0.0	0.0	0.0	0.0
	Debt Service	0.0	0.0	0.0	0.0
	Cost Allocation	0.0	0.0	0.0	0.0
	Transfers	(7,500.0)	(7,500.0)	0.0	(7,500.0)
<b>Expenditure Categories Total:</b>		(7,500.0)	6,398.8	(5,297.6)	1,101.2
<b>Fund CA1007-N Total:</b>		(7,500.0)	6,398.8	(5,297.6)	1,101.2



## Program Group Summary of Expenditures and Budget Request for Selected Funds

<b>Agency:</b>	Arizona Commerce Authority
<b>Program:</b>	Arizona Commerce Authority

	FY 2022 Actual	FY 2023 Expd. Plan	FY 2024 Fund. Issue	FY 2024 Total Request
--	-------------------	-----------------------	------------------------	--------------------------

<b>Fund:</b>	CA1016-N Blockchain/Wearables Fund (Non-Appropriated)
--------------	---

### Program Expenditures

COST CENTER/PROGRAM BUDGET UNIT					
1-5	SLI Blockchain/wearable research	(2,250.0)	150.0	0.0	150.0
	Total	(2,250.0)	150.0	0.0	150.0

### Non-Appropriated Funding

#### Expenditure Categories

Personal Services	0.0	0.0	0.0	0.0
Employee Related Expenses	0.0	0.0	0.0	0.0
Professional and Outside Services	0.0	0.0	0.0	0.0
Travel In-State	0.0	0.0	0.0	0.0
Travel Out of State	0.0	0.0	0.0	0.0
Food	0.0	0.0	0.0	0.0
Aid to Organizations and Individuals	2,750.0	5,150.0	0.0	5,150.0
Other Operating Expenses	0.0	0.0	0.0	0.0
Equipment	0.0	0.0	0.0	0.0
Capital Outlay	0.0	0.0	0.0	0.0
Debt Service	0.0	0.0	0.0	0.0
Cost Allocation	0.0	0.0	0.0	0.0
Transfers	(5,000.0)	(5,000.0)	0.0	(5,000.0)
<b>Expenditure Categories Total:</b>	(2,250.0)	150.0	0.0	150.0
<b>Fund CA1016-N Total:</b>	(2,250.0)	150.0	0.0	150.0

## Program Group Summary of Expenditures and Budget Request for Selected Funds

<b>Agency:</b>	Arizona Commerce Authority
<b>Program:</b>	Arizona Commerce Authority

	FY 2022 Actual	FY 2023 Expd. Plan	FY 2024 Fund. Issue	FY 2024 Total Request
--	-------------------	-----------------------	------------------------	--------------------------

<b>Fund:</b>	CA1020-N Mexico Trade Offices (Non-Appropriated)
--------------	--

### Program Expenditures

COST CENTER/PROGRAM BUDGET UNIT

1-12	SLI Mexico Trade Offices	0.1	0.0	0.0	0.0
	Total	0.1	0.0	0.0	0.0

### Non-Appropriated Funding

#### Expenditure Categories

FTE Positions	0.0	46.2	0.0	46.2
Personal Services	40.2	46.2	0.0	46.2
Employee Related Expenses	6.8	7.9	0.0	7.9
Professional and Outside Services	272.2	264.6	0.0	264.6
Travel In-State	0.1	1.2	0.0	1.2
Travel Out of State	1.7	4.6	0.0	4.6
Food	0.0	0.0	0.0	0.0
Aid to Organizations and Individuals	0.0	0.0	0.0	0.0
Other Operating Expenses	179.1	175.5	0.0	175.5
Equipment	0.0	0.0	0.0	0.0
Capital Outlay	0.0	0.0	0.0	0.0
Debt Service	0.0	0.0	0.0	0.0
Cost Allocation	0.0	0.0	0.0	0.0
Transfers	(500.0)	(500.0)	0.0	(500.0)

<b>Expenditure Categories Total:</b>	0.1	0.0	0.0	0.0
--------------------------------------	-----	-----	-----	-----

<b>Fund CA1020-N Total:</b>	0.1	0.0	0.0	0.0
-----------------------------	-----	-----	-----	-----

## Program Group Summary of Expenditures and Budget Request for Selected Funds

<b>Agency:</b>	Arizona Commerce Authority
<b>Program:</b>	Arizona Commerce Authority

	FY 2022 Actual	FY 2023 Expd. Plan	FY 2024 Fund. Issue	FY 2024 Total Request
--	-------------------	-----------------------	------------------------	--------------------------

<b>Fund:</b>	CA1021-N Israel Trade Offices (Non-Appropriated)
--------------	--

### Program Expenditures

COST CENTER/PROGRAM BUDGET UNIT					
1-11	SLI Israel Trade Offices	0.0	0.0	0.0	0.0
	Total	0.0	0.0	0.0	0.0

### Non-Appropriated Funding

#### Expenditure Categories

Personal Services	0.0	15.4	0.0	15.4
Employee Related Expenses	0.0	4.4	0.0	4.4
Professional and Outside Services	114.0	117.5	0.0	117.5
Travel In-State	0.8	1.5	0.0	1.5
Travel Out of State	12.1	21.4	0.0	21.4
Food	0.0	0.0	0.0	0.0
Aid to Organizations and Individuals	0.0	0.0	0.0	0.0
Other Operating Expenses	48.1	139.8	0.0	139.8
Equipment	0.0	0.0	0.0	0.0
Capital Outlay	0.0	0.0	0.0	0.0
Debt Service	0.0	0.0	0.0	0.0
Cost Allocation	0.0	0.0	0.0	0.0
Transfers	(175.0)	(300.0)	0.0	(300.0)
<b>Expenditure Categories Total:</b>	<b>0.0</b>	<b>0.0</b>	<b>0.0</b>	<b>0.0</b>
<b>Fund CA1021-N Total:</b>	<b>0.0</b>	<b>0.0</b>	<b>0.0</b>	<b>0.0</b>

## Program Group Summary of Expenditures and Budget Request for Selected Funds

<b>Agency:</b>	Arizona Commerce Authority
<b>Program:</b>	Arizona Commerce Authority

	FY 2022 Actual	FY 2023 Expd. Plan	FY 2024 Fund. Issue	FY 2024 Total Request
--	-------------------	-----------------------	------------------------	--------------------------

<b>Fund:</b>	CA1023-N Frankfurt Germany Trade Office Fund (Non-Appropriated)
--------------	---

### Program Expenditures

COST CENTER/PROGRAM BUDGET UNIT					
1-6	SLI Frankfurt, Germany trade office	0.0	0.0	0.0	0.0
	Total	0.0	0.0	0.0	0.0

### Non-Appropriated Funding

#### Expenditure Categories

Personal Services	0.0	23.1	0.0	23.1
Employee Related Expenses	0.0	6.6	0.0	6.6
Professional and Outside Services	79.9	210.0	0.0	210.0
Travel In-State	0.1	3.6	0.0	3.6
Travel Out of State	9.0	40.6	0.0	40.6
Food	0.0	0.0	0.0	0.0
Aid to Organizations and Individuals	0.0	0.0	0.0	0.0
Other Operating Expenses	161.0	216.1	0.0	216.1
Equipment	0.0	0.0	0.0	0.0
Capital Outlay	0.0	0.0	0.0	0.0
Debt Service	0.0	0.0	0.0	0.0
Cost Allocation	0.0	0.0	0.0	0.0
Transfers	(250.0)	(500.0)	0.0	(500.0)
<b>Expenditure Categories Total:</b>	<b>0.0</b>	<b>0.0</b>	<b>0.0</b>	<b>0.0</b>
<b>Fund CA1023-N Total:</b>	<b>0.0</b>	<b>0.0</b>	<b>0.0</b>	<b>0.0</b>

## Program Group Summary of Expenditures and Budget Request for Selected Funds

<b>Agency:</b>	Arizona Commerce Authority
<b>Program:</b>	Arizona Commerce Authority

	FY 2022 Actual	FY 2023 Expd. Plan	FY 2024 Fund. Issue	FY 2024 Total Request
--	-------------------	-----------------------	------------------------	--------------------------

<b>Fund:</b>	CA1024-N Asian Trade Offices Fund (Non-Appropriated)
--------------	--

### Program Expenditures

COST CENTER/PROGRAM BUDGET UNIT			FY 2022 Actual	FY 2023 Expd. Plan	FY 2024 Fund. Issue	FY 2024 Total Request
1-10	SLI Asian Trade Offices		0.0	0.0	0.0	0.0
	Total		0.0	0.0	0.0	0.0

### Non-Appropriated Funding

#### Expenditure Categories

Personal Services	0.0	38.5	0.0	38.5
Employee Related Expenses	0.0	11.0	0.0	11.0
Professional and Outside Services	0.0	130.3	0.0	130.3
Travel In-State	0.0	0.0	0.0	0.0
Travel Out of State	0.0	26.5	0.0	26.5
Food	0.0	0.0	0.0	0.0
Aid to Organizations and Individuals	0.0	0.0	0.0	0.0
Other Operating Expenses	0.0	543.7	0.0	543.7
Equipment	0.0	0.0	0.0	0.0
Capital Outlay	0.0	0.0	0.0	0.0
Debt Service	0.0	0.0	0.0	0.0
Cost Allocation	0.0	0.0	0.0	0.0
Transfers	0.0	(750.0)	0.0	(750.0)
<b>Expenditure Categories Total:</b>	<b>0.0</b>	<b>0.0</b>	<b>0.0</b>	<b>0.0</b>
<b>Fund CA1024-N Total:</b>	<b>0.0</b>	<b>0.0</b>	<b>0.0</b>	<b>0.0</b>

## Program Group Summary of Expenditures and Budget Request for Selected Funds

<b>Agency:</b>	Arizona Commerce Authority
<b>Program:</b>	Arizona Commerce Authority

	FY 2022 Actual	FY 2023 Expd. Plan	FY 2024 Fund. Issue	FY 2024 Total Request
--	-------------------	-----------------------	------------------------	--------------------------

<b>Fund:</b>	CA1025-N State Workforce Programs (Non-Appropriated)
--------------	--

### Program Expenditures

COST CENTER/PROGRAM BUDGET UNIT					
1-1	Arizona Commerce Authority	884.2	0.0	(390.4)	(390.4)
	Total	884.2	0.0	(390.4)	(390.4)

### Non-Appropriated Funding

#### Expenditure Categories

FTE Positions	0.0	0.0	0.0	0.0
Personal Services	0.0	0.0	0.0	0.0
Employee Related Expenses	0.0	0.0	0.0	0.0
Professional and Outside Services	37.0	0.0	0.0	0.0
Travel In-State	0.0	0.0	0.0	0.0
Travel Out of State	0.0	0.0	0.0	0.0
Food	0.0	0.0	0.0	0.0
Aid to Organizations and Individuals	796.4	0.0	(390.4)	(390.4)
Other Operating Expenses	50.8	0.0	0.0	0.0
Equipment	0.0	0.0	0.0	0.0
Capital Outlay	0.0	0.0	0.0	0.0
Debt Service	0.0	0.0	0.0	0.0
Cost Allocation	0.0	0.0	0.0	0.0
Transfers	0.0	0.0	0.0	0.0
<b>Expenditure Categories Total:</b>	884.2	0.0	(390.4)	(390.4)
<b>Fund CA1025-N Total:</b>	884.2	0.0	(390.4)	(390.4)

## Program Group Summary of Expenditures and Budget Request for Selected Funds

<b>Agency:</b>	Arizona Commerce Authority
<b>Program:</b>	Arizona Commerce Authority

	FY 2022 Actual	FY 2023 Expd. Plan	FY 2024 Fund. Issue	FY 2024 Total Request
--	-------------------	-----------------------	------------------------	--------------------------

<b>Fund:</b>	CA1026-N Economic Development Fund (Non-Appropriated)
--------------	---

### Program Expenditures

#### COST CENTER/PROGRAM BUDGET UNIT

1-1	Arizona Commerce Authority	0.0	0.0	(8,572.7)	(8,572.7)
1-13	SLI Economic Development Marketing and Attracti	4,488.8	7,850.8	0.0	7,850.8
	Total	4,488.8	7,850.8	(8,572.7)	(721.9)

### Non-Appropriated Funding

#### Expenditure Categories

FTE Positions	0.0	0.0	0.0	0.0
Personal Services	499.8	935.9	0.0	935.9
Employee Related Expenses	106.6	231.5	0.0	231.5
Professional and Outside Services	1,791.8	4,805.2	0.0	4,805.2
Travel In-State	0.1	43.4	0.0	43.4
Travel Out of State	3.8	11.8	0.0	11.8
Food	0.0	0.0	0.0	0.0
Aid to Organizations and Individuals	0.0	0.0	0.0	0.0
Other Operating Expenses	2,086.7	1,819.7	(8,572.7)	(6,753.0)
Equipment	0.0	3.3	0.0	3.3
Capital Outlay	0.0	0.0	0.0	0.0
Debt Service	0.0	0.0	0.0	0.0
Cost Allocation	0.0	0.0	0.0	0.0
Transfers	0.0	0.0	0.0	0.0

<b>Expenditure Categories Total:</b>	4,488.8	7,850.8	(8,572.7)	(721.9)
--------------------------------------	---------	---------	-----------	---------

<b>Fund CA1026-N Total:</b>	4,488.8	7,850.8	(8,572.7)	(721.9)
-----------------------------	---------	---------	-----------	---------

## Program Group Summary of Expenditures and Budget Request for Selected Funds

<b>Agency:</b>	Arizona Commerce Authority
<b>Program:</b>	Arizona Commerce Authority

	FY 2022 Actual	FY 2023 Expd. Plan	FY 2024 Fund. Issue	FY 2024 Total Request
--	-------------------	-----------------------	------------------------	--------------------------

<b>Fund:</b>	CA1027-N ADOA Business One-Stop Fund (Non-Appropriated)
--------------	---

### Program Expenditures

COST CENTER/PROGRAM BUDGET UNIT					
1-1	Arizona Commerce Authority	3.6	145.3	(145.3)	0.0
	Total	3.6	145.3	(145.3)	0.0

### Non-Appropriated Funding

#### Expenditure Categories

	FTE Positions	0.0	0.0	0.0	0.0
	Personal Services	2.8	19.5	(145.3)	(125.8)
	Employee Related Expenses	0.8	4.2	0.0	4.2
	Professional and Outside Services	0.0	0.0	0.0	0.0
	Travel In-State	0.0	0.0	0.0	0.0
	Travel Out of State	0.0	0.0	0.0	0.0
	Food	0.0	0.0	0.0	0.0
	Aid to Organizations and Individuals	0.0	0.0	0.0	0.0
	Other Operating Expenses	0.0	121.6	0.0	121.6
	Equipment	0.0	0.0	0.0	0.0
	Capital Outlay	0.0	0.0	0.0	0.0
	Debt Service	0.0	0.0	0.0	0.0
	Cost Allocation	0.0	0.0	0.0	0.0
	Transfers	0.0	0.0	0.0	0.0
<b>Expenditure Categories Total:</b>		3.6	145.3	(145.3)	0.0
<b>Fund CA1027-N Total:</b>		3.6	145.3	(145.3)	0.0



## Program Group Summary of Expenditures and Budget Request for Selected Funds

<b>Agency:</b>	Arizona Commerce Authority
<b>Program:</b>	Arizona Commerce Authority

	FY 2022 Actual	FY 2023 Expd. Plan	FY 2024 Fund. Issue	FY 2024 Total Request
--	-------------------	-----------------------	------------------------	--------------------------

<b>Fund:</b>	CA1090-N Water Infrastructure and Commerce Grant Fund (Non-Appropriated)
--------------	--

### Program Expenditures

COST CENTER/PROGRAM BUDGET UNIT

1-9	SLI Water Infrastructure and Commerce Grant Fu	0.0	0.0	0.0	0.0
	Total	0.0	0.0	0.0	0.0

### Non-Appropriated Funding

#### Expenditure Categories

Personal Services	0.0	0.0	0.0	0.0
Employee Related Expenses	0.0	0.0	0.0	0.0
Professional and Outside Services	0.0	0.0	0.0	0.0
Travel In-State	0.0	0.0	0.0	0.0
Travel Out of State	0.0	0.0	0.0	0.0
Food	0.0	0.0	0.0	0.0
Aid to Organizations and Individuals	0.0	15,000.0	0.0	15,000.0
Other Operating Expenses	0.0	0.0	0.0	0.0
Equipment	0.0	0.0	0.0	0.0
Capital Outlay	0.0	0.0	0.0	0.0
Debt Service	0.0	0.0	0.0	0.0
Cost Allocation	0.0	0.0	0.0	0.0
Transfers	0.0	(15,000.0)	0.0	(15,000.0)

<b>Expenditure Categories Total:</b>	0.0	0.0	0.0	0.0
--------------------------------------	-----	-----	-----	-----

<b>Fund CA1090-N Total:</b>	0.0	0.0	0.0	0.0
-----------------------------	-----	-----	-----	-----

## Program Group Summary of Expenditures and Budget Request for Selected Funds

<b>Agency:</b>	Arizona Commerce Authority
<b>Program:</b>	Arizona Commerce Authority

	FY 2022 Actual	FY 2023 Expd. Plan	FY 2024 Fund. Issue	FY 2024 Total Request
--	-------------------	-----------------------	------------------------	--------------------------

<b>Fund:</b>	CA1237-N Work Force Recruitment and Job Training Fund (Non-Appropriated)
--------------	--

### Program Expenditures

COST CENTER/PROGRAM BUDGET UNIT					
1-1	Arizona Commerce Authority	3,113.8	0.0	0.0	0.0
	Total	3,113.8	0.0	0.0	0.0

### Non-Appropriated Funding

#### Expenditure Categories

Personal Services	0.0	0.0	0.0	0.0
Employee Related Expenses	0.0	0.0	0.0	0.0
Professional and Outside Services	0.0	0.0	0.0	0.0
Travel In-State	0.0	0.0	0.0	0.0
Travel Out of State	0.0	0.0	0.0	0.0
Food	0.0	0.0	0.0	0.0
Aid to Organizations and Individuals	3,113.8	0.0	0.0	0.0
Other Operating Expenses	0.0	0.0	0.0	0.0
Equipment	0.0	0.0	0.0	0.0
Capital Outlay	0.0	0.0	0.0	0.0
Debt Service	0.0	0.0	0.0	0.0
Cost Allocation	0.0	0.0	0.0	0.0
Transfers	0.0	0.0	0.0	0.0
<b>Expenditure Categories Total:</b>	<b>3,113.8</b>	<b>0.0</b>	<b>0.0</b>	<b>0.0</b>
<b>Fund CA1237-N Total:</b>	<b>3,113.8</b>	<b>0.0</b>	<b>0.0</b>	<b>0.0</b>

## Program Group Summary of Expenditures and Budget Request for Selected Funds

<b>Agency:</b>	Arizona Commerce Authority
<b>Program:</b>	Arizona Commerce Authority

	FY 2022 Actual	FY 2023 Expd. Plan	FY 2024 Fund. Issue	FY 2024 Total Request
--	-------------------	-----------------------	------------------------	--------------------------

<b>Fund:</b>	CA2000-N Federal Grants Fund (Non-Appropriated)
--------------	---

### Program Expenditures

#### COST CENTER/PROGRAM BUDGET UNIT

1-1	Arizona Commerce Authority	2,784.8	8,824.6	(622.7)	8,201.9
	Total	2,784.8	8,824.6	(622.7)	8,201.9

### Non-Appropriated Funding

#### Expenditure Categories

FTE Positions	0.0	0.0	0.0	0.0
Personal Services	1,041.9	1,228.4	(622.7)	605.7
Employee Related Expenses	215.4	257.8	0.0	257.8
Professional and Outside Services	1,160.4	7,100.0	0.0	7,100.0
Travel In-State	1.5	24.6	0.0	24.6
Travel Out of State	10.1	24.3	0.0	24.3
Food	0.0	0.0	0.0	0.0
Aid to Organizations and Individuals	15.0	0.0	0.0	0.0
Other Operating Expenses	309.7	189.5	0.0	189.5
Equipment	0.0	0.0	0.0	0.0
Capital Outlay	0.0	0.0	0.0	0.0
Debt Service	0.0	0.0	0.0	0.0
Cost Allocation	0.0	0.0	0.0	0.0
Transfers	30.8	0.0	0.0	0.0

<b>Expenditure Categories Total:</b>	2,784.8	8,824.6	(622.7)	8,201.9
--------------------------------------	---------	---------	---------	---------

<b>Fund CA2000-N Total:</b>	2,784.8	8,824.6	(622.7)	8,201.9
-----------------------------	---------	---------	---------	---------

## Program Group Summary of Expenditures and Budget Request for Selected Funds

<b>Agency:</b>	Arizona Commerce Authority
<b>Program:</b>	Arizona Commerce Authority

	FY 2022 Actual	FY 2023 Expd. Plan	FY 2024 Fund. Issue	FY 2024 Total Request
--	-------------------	-----------------------	------------------------	--------------------------

<b>Fund:</b>	CA2547-N Arizona Commerce Authority Fund (Non-Appropriated)
--------------	---

### Program Expenditures

COST CENTER/PROGRAM BUDGET UNIT

1-1	Arizona Commerce Authority	0.0	0.0	0.0	0.0
	Total	0.0	0.0	0.0	0.0

### Non-Appropriated Funding

#### Expenditure Categories

Personal Services	5,220.5	6,191.8	0.0	6,191.8
Employee Related Expenses	1,032.8	1,281.7	0.0	1,281.7
Professional and Outside Services	1,145.1	576.3	0.0	576.3
Travel In-State	84.7	123.8	0.0	123.8
Travel Out of State	84.2	185.2	0.0	185.2
Food	0.0	0.0	0.0	0.0
Aid to Organizations and Individuals	0.0	0.0	0.0	0.0
Other Operating Expenses	2,368.5	1,568.1	0.0	1,568.1
Equipment	64.2	73.1	0.0	73.1
Capital Outlay	0.0	0.0	0.0	0.0
Debt Service	0.0	0.0	0.0	0.0
Cost Allocation	0.0	0.0	0.0	0.0
Transfers	(10,000.0)	(10,000.0)	0.0	(10,000.0)

<b>Expenditure Categories Total:</b>	0.0	0.0	0.0	0.0
--------------------------------------	-----	-----	-----	-----

<b>Fund CA2547-N Total:</b>	0.0	0.0	0.0	0.0
-----------------------------	-----	-----	-----	-----

## Program Group Summary of Expenditures and Budget Request for Selected Funds

<b>Agency:</b>	Arizona Commerce Authority
<b>Program:</b>	Arizona Commerce Authority

	FY 2022 Actual	FY 2023 Expd. Plan	FY 2024 Fund. Issue	FY 2024 Total Request
--	-------------------	-----------------------	------------------------	--------------------------

<b>Fund:</b>	CA2548-N Arizona Competes Fund (Non-Appropriated)
--------------	---

### Program Expenditures

COST CENTER/PROGRAM BUDGET UNIT					
1-2	SLI Arizona Competes Fund Deposit	(50,206.6)	12,455.0	0.0	12,455.0
	Total	(50,206.6)	12,455.0	0.0	12,455.0

### Non-Appropriated Funding

#### Expenditure Categories

Personal Services	0.0	0.0	0.0	0.0
Employee Related Expenses	0.0	0.0	0.0	0.0
Professional and Outside Services	0.0	0.0	0.0	0.0
Travel In-State	0.0	0.0	0.0	0.0
Travel Out of State	0.0	0.0	0.0	0.0
Food	0.0	0.0	0.0	0.0
Aid to Organizations and Individuals	5,293.4	17,955.0	0.0	17,955.0
Other Operating Expenses	0.0	0.0	0.0	0.0
Equipment	0.0	0.0	0.0	0.0
Capital Outlay	0.0	0.0	0.0	0.0
Debt Service	0.0	0.0	0.0	0.0
Cost Allocation	0.0	0.0	0.0	0.0
Transfers	(55,500.0)	(5,500.0)	0.0	(5,500.0)
<b>Expenditure Categories Total:</b>	(50,206.6)	12,455.0	0.0	12,455.0
<b>Fund CA2548-N Total:</b>	(50,206.6)	12,455.0	0.0	12,455.0

## Program Group Summary of Expenditures and Budget Request for Selected Funds

<b>Agency:</b>	Arizona Commerce Authority
<b>Program:</b>	Arizona Commerce Authority

	FY 2022 Actual	FY 2023 Expd. Plan	FY 2024 Fund. Issue	FY 2024 Total Request
--	-------------------	-----------------------	------------------------	--------------------------

<b>Fund:</b>	CA2985-N ACA Coronavirus State and Local Fiscal Recovery Fund (Non-Appropriated)
--------------	--

### Program Expenditures

COST CENTER/PROGRAM BUDGET UNIT

1-1	Arizona Commerce Authority	0.0	36,245.3	(137.6)	36,107.7
	Total	0.0	36,245.3	(137.6)	36,107.7

### Non-Appropriated Funding

#### Expenditure Categories

FTE Positions	0.0	0.0	0.0	0.0
Personal Services	0.0	484.2	0.0	484.2
Employee Related Expenses	0.0	130.0	0.0	130.0
Professional and Outside Services	0.0	553.5	0.0	553.5
Travel In-State	0.0	30.0	0.0	30.0
Travel Out of State	0.0	10.0	0.0	10.0
Food	0.0	0.0	0.0	0.0
Aid to Organizations and Individuals	0.0	35,000.0	0.0	35,000.0
Other Operating Expenses	0.0	34.0	(137.6)	(103.6)
Equipment	0.0	3.6	0.0	3.6
Capital Outlay	0.0	0.0	0.0	0.0
Debt Service	0.0	0.0	0.0	0.0
Cost Allocation	0.0	0.0	0.0	0.0
Transfers	0.0	0.0	0.0	0.0

<b>Expenditure Categories Total:</b>	0.0	36,245.3	(137.6)	36,107.7
--------------------------------------	-----	----------	---------	----------

<b>Fund CA2985-N Total:</b>	0.0	36,245.3	(137.6)	36,107.7
-----------------------------	-----	----------	---------	----------

## Program Group Summary of Expenditures and Budget Request for Selected Funds

<b>Agency:</b>	Arizona Commerce Authority
<b>Program:</b>	Arizona Commerce Authority

	FY 2022 Actual	FY 2023 Expd. Plan	FY 2024 Fund. Issue	FY 2024 Total Request
--	-------------------	-----------------------	------------------------	--------------------------

<b>Fund:</b>	CA3002-N Arizona Coronavirus Relief Fund - NEW (Non-Appropriated)
--------------	---

### Program Expenditures

COST CENTER/PROGRAM BUDGET UNIT					
1-1	Arizona Commerce Authority	517.6	0.0	0.0	0.0
	Total	517.6	0.0	0.0	0.0

### Non-Appropriated Funding

#### Expenditure Categories

Personal Services	0.0	0.0	0.0	0.0
Employee Related Expenses	0.0	0.0	0.0	0.0
Professional and Outside Services	0.2	0.0	0.0	0.0
Travel In-State	0.0	0.0	0.0	0.0
Travel Out of State	0.0	0.0	0.0	0.0
Food	0.0	0.0	0.0	0.0
Aid to Organizations and Individuals	517.4	0.0	0.0	0.0
Other Operating Expenses	0.0	0.0	0.0	0.0
Equipment	0.0	0.0	0.0	0.0
Capital Outlay	0.0	0.0	0.0	0.0
Debt Service	0.0	0.0	0.0	0.0
Cost Allocation	0.0	0.0	0.0	0.0
Transfers	0.0	0.0	0.0	0.0
<b>Expenditure Categories Total:</b>	517.6	0.0	0.0	0.0
<b>Fund CA3002-N Total:</b>	517.6	0.0	0.0	0.0

## Program Group Summary of Expenditures and Budget Request for Selected Funds

<b>Agency:</b>	Arizona Commerce Authority
<b>Program:</b>	Arizona Commerce Authority

	FY 2022 Actual	FY 2023 Expd. Plan	FY 2024 Fund. Issue	FY 2024 Total Request
--	-------------------	-----------------------	------------------------	--------------------------

<b>Fund:</b>	CA3005-N Application Fees Fund (Non-Appropriated)
--------------	---

### Program Expenditures

COST CENTER/PROGRAM BUDGET UNIT					
1-1	Arizona Commerce Authority	809.1	3,715.1	(1,817.7)	1,897.4
	Total	809.1	3,715.1	(1,817.7)	1,897.4

### Non-Appropriated Funding

#### Expenditure Categories

FTE Positions	0.0	0.0	0.0	0.0
Personal Services	664.5	836.8	0.0	836.8
Employee Related Expenses	143.2	187.4	0.0	187.4
Professional and Outside Services	1.4	472.3	0.0	472.3
Travel In-State	0.0	0.2	0.0	0.2
Travel Out of State	0.0	0.0	0.0	0.0
Food	0.0	0.0	0.0	0.0
Aid to Organizations and Individuals	0.0	1,850.0	0.0	1,850.0
Other Operating Expenses	0.0	368.4	0.0	368.4
Equipment	0.0	0.0	0.0	0.0
Capital Outlay	0.0	0.0	0.0	0.0
Debt Service	0.0	0.0	0.0	0.0
Cost Allocation	0.0	0.0	0.0	0.0
Transfers	0.0	0.0	(1,817.7)	(1,817.7)
<b>Expenditure Categories Total:</b>	<b>809.1</b>	<b>3,715.1</b>	<b>(1,817.7)</b>	<b>1,897.4</b>
<b>Fund CA3005-N Total:</b>	<b>809.1</b>	<b>3,715.1</b>	<b>(1,817.7)</b>	<b>1,897.4</b>



## Program Group Summary of Expenditures and Budget Request for Selected Funds

<b>Agency:</b>	Arizona Commerce Authority
<b>Program:</b>	Arizona Commerce Authority

	FY 2022 Actual	FY 2023 Expd. Plan	FY 2024 Fund. Issue	FY 2024 Total Request
--	-------------------	-----------------------	------------------------	--------------------------

<b>Fund:</b>	CA3010-N Non-Federal Grant Fund (Non-Appropriated)
--------------	--

### Program Expenditures

COST CENTER/PROGRAM BUDGET UNIT					
1-1	Arizona Commerce Authority	75.0	0.0	0.0	0.0
	Total	75.0	0.0	0.0	0.0

### Non-Appropriated Funding

#### Expenditure Categories

Personal Services	0.0	0.0	0.0	0.0
Employee Related Expenses	0.0	0.0	0.0	0.0
Professional and Outside Services	75.0	0.0	0.0	0.0
Travel In-State	0.0	0.0	0.0	0.0
Travel Out of State	0.0	0.0	0.0	0.0
Food	0.0	0.0	0.0	0.0
Aid to Organizations and Individuals	0.0	0.0	0.0	0.0
Other Operating Expenses	0.0	0.0	0.0	0.0
Equipment	0.0	0.0	0.0	0.0
Capital Outlay	0.0	0.0	0.0	0.0
Debt Service	0.0	0.0	0.0	0.0
Cost Allocation	0.0	0.0	0.0	0.0
Transfers	0.0	0.0	0.0	0.0
<b>Expenditure Categories Total:</b>	75.0	0.0	0.0	0.0
<b>Fund CA3010-N Total:</b>	75.0	0.0	0.0	0.0

## Program Group Summary of Expenditures and Budget Request for Selected Funds

<b>Agency:</b>	Arizona Commerce Authority
<b>Program:</b>	Arizona Commerce Authority

	FY 2022 Actual	FY 2023 Expd. Plan	FY 2024 Fund. Issue	FY 2024 Total Request
--	-------------------	-----------------------	------------------------	--------------------------

<b>Fund:</b>	CA3189-N Commerce Donations Fund (Non-Appropriated)
--------------	---

### Program Expenditures

COST CENTER/PROGRAM BUDGET UNIT

1-1	Arizona Commerce Authority	39.7	51.0	0.0	51.0
	Total	39.7	51.0	0.0	51.0

### Non-Appropriated Funding

#### Expenditure Categories

Personal Services	0.0	0.0	0.0	0.0
Employee Related Expenses	0.0	0.0	0.0	0.0
Professional and Outside Services	0.0	0.0	0.0	0.0
Travel In-State	0.0	0.0	0.0	0.0
Travel Out of State	10.0	0.0	0.0	0.0
Food	0.0	0.0	0.0	0.0
Aid to Organizations and Individuals	0.0	0.0	0.0	0.0
Other Operating Expenses	29.7	51.0	0.0	51.0
Equipment	0.0	0.0	0.0	0.0
Capital Outlay	0.0	0.0	0.0	0.0
Debt Service	0.0	0.0	0.0	0.0
Cost Allocation	0.0	0.0	0.0	0.0
Transfers	0.0	0.0	0.0	0.0

<b>Expenditure Categories Total:</b>	39.7	51.0	0.0	51.0
--------------------------------------	------	------	-----	------

<b>Fund CA3189-N Total:</b>	39.7	51.0	0.0	51.0
-----------------------------	------	------	-----	------

## Program Group Summary of Expenditures and Budget Request for Selected Funds

<b>Agency:</b>	Arizona Commerce Authority
<b>Program:</b>	Arizona Commerce Authority

	FY 2022 Actual	FY 2023 Expd. Plan	FY 2024 Fund. Issue	FY 2024 Total Request
--	-------------------	-----------------------	------------------------	--------------------------

<b>Fund:</b>	CA4080-N Institute for Automated Mobility (Non-Appropriated)
--------------	--

### Program Expenditures

COST CENTER/PROGRAM BUDGET UNIT					
1-1	Arizona Commerce Authority	323.4	317.4	0.0	317.4
	Total	323.4	317.4	0.0	317.4

### Non-Appropriated Funding

#### Expenditure Categories

Personal Services	0.0	0.0	0.0	0.0
Employee Related Expenses	0.0	0.0	0.0	0.0
Professional and Outside Services	323.4	317.4	0.0	317.4
Travel In-State	0.0	0.0	0.0	0.0
Travel Out of State	0.0	0.0	0.0	0.0
Food	0.0	0.0	0.0	0.0
Aid to Organizations and Individuals	0.0	0.0	0.0	0.0
Other Operating Expenses	0.0	0.0	0.0	0.0
Equipment	0.0	0.0	0.0	0.0
Capital Outlay	0.0	0.0	0.0	0.0
Debt Service	0.0	0.0	0.0	0.0
Cost Allocation	0.0	0.0	0.0	0.0
Transfers	0.0	0.0	0.0	0.0
<b>Expenditure Categories Total:</b>	323.4	317.4	0.0	317.4
<b>Fund CA4080-N Total:</b>	323.4	317.4	0.0	317.4

## Program Group Summary of Expenditures and Budget Request for Selected Funds

<b>Agency:</b>	Arizona Commerce Authority
<b>Program:</b>	Arizona Commerce Authority

	FY 2022 Actual	FY 2023 Expd. Plan	FY 2024 Fund. Issue	FY 2024 Total Request
--	-------------------	-----------------------	------------------------	--------------------------

<b>Fund:</b>	CA9507-N Arizona Innovation Accelerator Fund (Non-Appropriated)
--------------	---

### Program Expenditures

COST CENTER/PROGRAM BUDGET UNIT					
1-1	Arizona Commerce Authority	25.4	3,652.1	0.0	3,652.1
	Total	25.4	3,652.1	0.0	3,652.1

### Non-Appropriated Funding

#### Expenditure Categories

Personal Services	0.0	300.9	0.0	300.9
Employee Related Expenses	0.0	57.5	0.0	57.5
Professional and Outside Services	25.4	905.0	0.0	905.0
Travel In-State	0.0	0.7	0.0	0.7
Travel Out of State	0.0	4.6	0.0	4.6
Food	0.0	0.0	0.0	0.0
Aid to Organizations and Individuals	0.0	2,000.0	0.0	2,000.0
Other Operating Expenses	0.0	383.4	0.0	383.4
Equipment	0.0	0.0	0.0	0.0
Capital Outlay	0.0	0.0	0.0	0.0
Debt Service	0.0	0.0	0.0	0.0
Cost Allocation	0.0	0.0	0.0	0.0
Transfers	0.0	0.0	0.0	0.0
<b>Expenditure Categories Total:</b>	25.4	3,652.1	0.0	3,652.1
<b>Fund CA9507-N Total:</b>	25.4	3,652.1	0.0	3,652.1

## Program Group Summary of Expenditures and Budget Request for Selected Funds

<b>Agency:</b>	Arizona Commerce Authority
<b>Program:</b>	Arizona Commerce Authority

	FY 2022 Actual	FY 2023 Expd. Plan	FY 2024 Fund. Issue	FY 2024 Total Request
--	-------------------	-----------------------	------------------------	--------------------------

<b>Fund:</b>	CA9971-N RevAZ Fund (Non-Appropriated)
--------------	--

### Program Expenditures

COST CENTER/PROGRAM BUDGET UNIT

1-1	Arizona Commerce Authority	1,656.2	2,850.0	0.0	2,850.0
	Total	1,656.2	2,850.0	0.0	2,850.0

### Non-Appropriated Funding

#### Expenditure Categories

Personal Services	43.4	794.0	0.0	794.0
Employee Related Expenses	8.9	222.9	0.0	222.9
Professional and Outside Services	1,528.9	1,713.7	0.0	1,713.7
Travel In-State	16.5	3.9	0.0	3.9
Travel Out of State	1.4	1.8	0.0	1.8
Food	0.0	0.0	0.0	0.0
Aid to Organizations and Individuals	0.0	0.0	0.0	0.0
Other Operating Expenses	55.4	69.7	0.0	69.7
Equipment	1.7	44.0	0.0	44.0
Capital Outlay	0.0	0.0	0.0	0.0
Debt Service	0.0	0.0	0.0	0.0
Cost Allocation	0.0	0.0	0.0	0.0
Transfers	0.0	0.0	0.0	0.0

<b>Expenditure Categories Total:</b>	1,656.2	2,850.0	0.0	2,850.0
--------------------------------------	---------	---------	-----	---------

<b>Fund CA9971-N Total:</b>	1,656.2	2,850.0	0.0	2,850.0
-----------------------------	---------	---------	-----	---------

<b>Program 1 Total:</b>	35,504.8	129,123.6	(36,984.6)	92,139.0
-------------------------	----------	-----------	------------	----------

## Program Budget Unit Summary of Expenditures and Budget Request for Selected Funds

<b>Agency:</b>	Arizona Commerce Authority				
	<b>FY 2022</b>	<b>FY 2023</b>	<b>FY 2024</b>	<b>FY 2024</b>	
	<b>Actual</b>	<b>Expd. Plan</b>	<b>Fund. Issue</b>	<b>Total Request</b>	
<b>Program:</b>	Arizona Commerce Authority				
<b>Fund:</b>	AA1000-A General Fund				
<b>Appropriated</b>					
6000	Personal Services	0.0	0.0	0.0	0.0
6100	Employee Related Expenses	0.0	0.0	0.0	0.0
6200	Professional and Outside Services	0.0	0.0	0.0	0.0
6500	Travel In-State	0.0	0.0	0.0	0.0
6600	Travel Out of State	0.0	0.0	0.0	0.0
6700	Food	0.0	0.0	0.0	0.0
6800	Aid to Organizations and Individuals	0.0	0.0	0.0	0.0
7000	Other Operating Expenses	0.0	0.0	0.0	0.0
8000	Equipment	0.0	0.0	0.0	0.0
8100	Capital Outlay	0.0	0.0	0.0	0.0
8600	Debt Service	0.0	0.0	0.0	0.0
9000	Cost Allocation	0.0	0.0	0.0	0.0
9100	Transfers	10,000.0	10,000.0	0.0	10,000.0
<b>Appropriated Total:</b>		10,000.0	10,000.0	0.0	10,000.0
<b>Fund Total:</b>		10,000.0	10,000.0	0.0	10,000.0
<b>Fund:</b>	AD2531-A State Web Portal Fund				
<b>Appropriated</b>					
0000	FTE	0.0	0.0	0.0	0.0
6000	Personal Services	0.0	0.0	0.0	0.0
6100	Employee Related Expenses	0.0	0.0	0.0	0.0
6200	Professional and Outside Services	0.0	0.0	0.0	0.0
6500	Travel In-State	0.0	0.0	0.0	0.0
6600	Travel Out of State	0.0	0.0	0.0	0.0
6700	Food	0.0	0.0	0.0	0.0
6800	Aid to Organizations and Individuals	0.0	0.0	0.0	0.0
7000	Other Operating Expenses	0.0	0.0	0.0	0.0
8000	Equipment	0.0	0.0	0.0	0.0
8100	Capital Outlay	0.0	0.0	0.0	0.0

## Program Budget Unit Summary of Expenditures and Budget Request for Selected Funds

Agency:	Arizona Commerce Authority			
	FY 2022 Actual	FY 2023 Expd. Plan	FY 2024 Fund. Issue	FY 2024 Total Request
<b>Program:</b>	Arizona Commerce Authority			
<b>Fund:</b>	AD2531-A State Web Portal Fund			
<b>Appropriated</b>				
8600 Debt Service	0.0	0.0	0.0	0.0
9000 Cost Allocation	0.0	0.0	0.0	0.0
9100 Transfers	0.0	0.0	(5,000.0)	(5,000.0)
<b>Appropriated Total:</b>	<b>0.0</b>	<b>0.0</b>	<b>(5,000.0)</b>	<b>(5,000.0)</b>
<b>Fund Total:</b>	<b>0.0</b>	<b>0.0</b>	<b>(5,000.0)</b>	<b>(5,000.0)</b>
<b>Fund:</b>	CA1001-N Arizona Commerce Authority Carryover			
<b>Non-Appropriated</b>				
6000 Personal Services	0.0	225.4	0.0	225.4
6100 Employee Related Expenses	0.0	45.8	0.0	45.8
6200 Professional and Outside Services	0.0	75.0	0.0	75.0
6500 Travel In-State	0.0	4.2	0.0	4.2
6600 Travel Out of State	0.0	9.3	0.0	9.3
6700 Food	0.0	0.0	0.0	0.0
6800 Aid to Organizations and Individuals	0.0	0.0	0.0	0.0
7000 Other Operating Expenses	4.2	57.9	0.0	57.9
8000 Equipment	0.0	0.0	0.0	0.0
8100 Capital Outlay	0.0	0.0	0.0	0.0
8600 Debt Service	0.0	0.0	0.0	0.0
9000 Cost Allocation	0.0	0.0	0.0	0.0
9100 Transfers	0.0	0.0	0.0	0.0
<b>Non-Appropriated Total:</b>	<b>4.2</b>	<b>417.6</b>	<b>0.0</b>	<b>417.6</b>
<b>Fund Total:</b>	<b>4.2</b>	<b>417.6</b>	<b>0.0</b>	<b>417.6</b>
<b>Fund:</b>	CA1003-N Economic Development Marketing and Attraction Fund			
<b>Non-Appropriated</b>				
6000 Personal Services	0.0	0.0	0.0	0.0
6100 Employee Related Expenses	0.0	0.0	0.0	0.0

## Program Budget Unit Summary of Expenditures and Budget Request for Selected Funds

**Agency:** Arizona Commerce Authority

FY 2022 Actual	FY 2023 Expd. Plan	FY 2024 Fund. Issue	FY 2024 Total Request
-------------------	-----------------------	------------------------	--------------------------

**Program:** Arizona Commerce Authority

**Fund:** CA1003-N Economic Development Marketing and Attraction Fund

**Non-Appropriated**

6200	Professional and Outside Services	0.0	0.0	0.0	0.0
6500	Travel In-State	0.0	0.0	0.0	0.0
6600	Travel Out of State	0.0	0.0	0.0	0.0
6700	Food	0.0	0.0	0.0	0.0
6800	Aid to Organizations and Individuals	0.0	0.0	0.0	0.0
7000	Other Operating Expenses	0.0	1,000.0	0.0	1,000.0
8000	Equipment	0.0	0.0	0.0	0.0
8100	Capital Outlay	0.0	0.0	0.0	0.0
8600	Debt Service	0.0	0.0	0.0	0.0
9000	Cost Allocation	0.0	0.0	0.0	0.0
9100	Transfers	0.0	0.0	0.0	0.0

<b>Non-Appropriated Total:</b>		0.0	1,000.0	0.0	1,000.0
--------------------------------	--	-----	---------	-----	---------

<b>Fund Total:</b>		0.0	1,000.0	0.0	1,000.0
--------------------	--	-----	---------	-----	---------

**Fund:** CA1025-N State Workforce Programs

**Non-Appropriated**

0000	FTE	0.0	0.0	0.0	0.0
6000	Personal Services	0.0	0.0	0.0	0.0
6100	Employee Related Expenses	0.0	0.0	0.0	0.0
6200	Professional and Outside Services	37.0	0.0	0.0	0.0
6500	Travel In-State	0.0	0.0	0.0	0.0
6600	Travel Out of State	0.0	0.0	0.0	0.0
6700	Food	0.0	0.0	0.0	0.0
6800	Aid to Organizations and Individuals	796.4	0.0	(390.4)	(390.4)
7000	Other Operating Expenses	50.8	0.0	0.0	0.0
8000	Equipment	0.0	0.0	0.0	0.0
8100	Capital Outlay	0.0	0.0	0.0	0.0
8600	Debt Service	0.0	0.0	0.0	0.0
9000	Cost Allocation	0.0	0.0	0.0	0.0
9100	Transfers	0.0	0.0	0.0	0.0



## Program Budget Unit Summary of Expenditures and Budget Request for Selected Funds

Agency:	Arizona Commerce Authority			
	FY 2022 Actual	FY 2023 Expd. Plan	FY 2024 Fund. Issue	FY 2024 Total Request
<b>Program:</b>	Arizona Commerce Authority			
<b>Fund:</b>	CA1025-N State Workforce Programs			
<b>Non-Appropriated</b>				
<b>Non-Appropriated Total:</b>				
	884.2	0.0	(390.4)	(390.4)
<b>Fund Total:</b>	884.2	0.0	(390.4)	(390.4)
<b>Fund:</b>	CA1026-N Economic Development Fund			
<b>Non-Appropriated</b>				
0000 FTE	0.0	0.0	0.0	0.0
6000 Personal Services	0.0	0.0	0.0	0.0
6100 Employee Related Expenses	0.0	0.0	0.0	0.0
6200 Professional and Outside Services	0.0	0.0	0.0	0.0
6500 Travel In-State	0.0	0.0	0.0	0.0
6600 Travel Out of State	0.0	0.0	0.0	0.0
6700 Food	0.0	0.0	0.0	0.0
6800 Aid to Organizations and Individuals	0.0	0.0	0.0	0.0
7000 Other Operating Expenses	0.0	0.0	(8,572.7)	(8,572.7)
8000 Equipment	0.0	0.0	0.0	0.0
8100 Capital Outlay	0.0	0.0	0.0	0.0
8600 Debt Service	0.0	0.0	0.0	0.0
9000 Cost Allocation	0.0	0.0	0.0	0.0
9100 Transfers	0.0	0.0	0.0	0.0
<b>Non-Appropriated Total:</b>				
	0.0	0.0	(8,572.7)	(8,572.7)
<b>Fund Total:</b>	0.0	0.0	(8,572.7)	(8,572.7)
<b>Fund:</b>	CA1027-N ADOA Business One-Stop Fund			
<b>Non-Appropriated</b>				
0000 FTE	0.0	0.0	0.0	0.0
6000 Personal Services	2.8	19.5	(145.3)	(125.8)
6100 Employee Related Expenses	0.8	4.2	0.0	4.2
6200 Professional and Outside Services	0.0	0.0	0.0	0.0
6500 Travel In-State	0.0	0.0	0.0	0.0
6600 Travel Out of State	0.0	0.0	0.0	0.0

## Program Budget Unit Summary of Expenditures and Budget Request for Selected Funds

**Agency:** Arizona Commerce Authority

FY 2022 Actual	FY 2023 Expd. Plan	FY 2024 Fund. Issue	FY 2024 Total Request
-------------------	-----------------------	------------------------	--------------------------

**Program:** Arizona Commerce Authority

**Fund:** CA1027-N ADOA Business One-Stop Fund

**Non-Appropriated**

6700	Food	0.0	0.0	0.0	0.0
6800	Aid to Organizations and Individuals	0.0	0.0	0.0	0.0
7000	Other Operating Expenses	0.0	121.6	0.0	121.6
8000	Equipment	0.0	0.0	0.0	0.0
8100	Capital Outlay	0.0	0.0	0.0	0.0
8600	Debt Service	0.0	0.0	0.0	0.0
9000	Cost Allocation	0.0	0.0	0.0	0.0
9100	Transfers	0.0	0.0	0.0	0.0

**Non-Appropriated Total:** 3.6      145.3      (145.3)      0.0

**Fund Total:** 3.6      145.3      (145.3)      0.0

**Fund:** CA1237-N Work Force Recruitment and Job Training Fund

**Non-Appropriated**

6000	Personal Services	0.0	0.0	0.0	0.0
6100	Employee Related Expenses	0.0	0.0	0.0	0.0
6200	Professional and Outside Services	0.0	0.0	0.0	0.0
6500	Travel In-State	0.0	0.0	0.0	0.0
6600	Travel Out of State	0.0	0.0	0.0	0.0
6700	Food	0.0	0.0	0.0	0.0
6800	Aid to Organizations and Individuals	3,113.8	0.0	0.0	0.0
7000	Other Operating Expenses	0.0	0.0	0.0	0.0
8000	Equipment	0.0	0.0	0.0	0.0
8100	Capital Outlay	0.0	0.0	0.0	0.0
8600	Debt Service	0.0	0.0	0.0	0.0
9000	Cost Allocation	0.0	0.0	0.0	0.0
9100	Transfers	0.0	0.0	0.0	0.0

**Non-Appropriated Total:** 3,113.8      0.0      0.0      0.0

**Fund Total:** 3,113.8      0.0      0.0      0.0

## Program Budget Unit Summary of Expenditures and Budget Request for Selected Funds

**Agency:** Arizona Commerce Authority

FY 2022 Actual	FY 2023 Expd. Plan	FY 2024 Fund. Issue	FY 2024 Total Request
-------------------	-----------------------	------------------------	--------------------------

**Program:** Arizona Commerce Authority

**Fund:** CA2000-N Federal Grants Fund

**Non-Appropriated**

0000	FTE	0.0	0.0	0.0	0.0
6000	Personal Services	1,041.9	1,228.4	(622.7)	605.7
6100	Employee Related Expenses	215.4	257.8	0.0	257.8
6200	Professional and Outside Services	1,160.4	7,100.0	0.0	7,100.0
6500	Travel In-State	1.5	24.6	0.0	24.6
6600	Travel Out of State	10.1	24.3	0.0	24.3
6700	Food	0.0	0.0	0.0	0.0
6800	Aid to Organizations and Individuals	15.0	0.0	0.0	0.0
7000	Other Operating Expenses	309.7	189.5	0.0	189.5
8000	Equipment	0.0	0.0	0.0	0.0
8100	Capital Outlay	0.0	0.0	0.0	0.0
8600	Debt Service	0.0	0.0	0.0	0.0
9000	Cost Allocation	0.0	0.0	0.0	0.0
9100	Transfers	30.8	0.0	0.0	0.0
<b>Non-Appropriated Total:</b>		2,784.8	8,824.6	(622.7)	8,201.9

**Fund Total:** 2,784.8 8,824.6 (622.7) 8,201.9

**Fund:** CA2547-N Arizona Commerce Authority Fund

**Non-Appropriated**

6000	Personal Services	5,220.5	6,191.8	0.0	6,191.8
6100	Employee Related Expenses	1,032.8	1,281.7	0.0	1,281.7
6200	Professional and Outside Services	1,145.1	576.3	0.0	576.3
6500	Travel In-State	84.7	123.8	0.0	123.8
6600	Travel Out of State	84.2	185.2	0.0	185.2
6700	Food	0.0	0.0	0.0	0.0
6800	Aid to Organizations and Individuals	0.0	0.0	0.0	0.0
7000	Other Operating Expenses	2,368.5	1,568.1	0.0	1,568.1
8000	Equipment	64.2	73.1	0.0	73.1
8100	Capital Outlay	0.0	0.0	0.0	0.0

## Program Budget Unit Summary of Expenditures and Budget Request for Selected Funds

Agency:	Arizona Commerce Authority			
	FY 2022 Actual	FY 2023 Expd. Plan	FY 2024 Fund. Issue	FY 2024 Total Request
<b>Program:</b>	Arizona Commerce Authority			
<b>Fund:</b>	CA2547-N Arizona Commerce Authority Fund			
<b>Non-Appropriated</b>				
8600 Debt Service	0.0	0.0	0.0	0.0
9000 Cost Allocation	0.0	0.0	0.0	0.0
9100 Transfers	(10,000.0)	(10,000.0)	0.0	(10,000.0)
<b>Non-Appropriated Total:</b>	0.0	0.0	0.0	0.0
<b>Fund Total:</b>	0.0	0.0	0.0	0.0
<b>Fund:</b>	CA2985-N ACA Coronavirus State and Local Fiscal Recovery Fund			
<b>Non-Appropriated</b>				
0000 FTE	0.0	0.0	0.0	0.0
6000 Personal Services	0.0	484.2	0.0	484.2
6100 Employee Related Expenses	0.0	130.0	0.0	130.0
6200 Professional and Outside Services	0.0	553.5	0.0	553.5
6500 Travel In-State	0.0	30.0	0.0	30.0
6600 Travel Out of State	0.0	10.0	0.0	10.0
6700 Food	0.0	0.0	0.0	0.0
6800 Aid to Organizations and Individuals	0.0	35,000.0	0.0	35,000.0
7000 Other Operating Expenses	0.0	34.0	(137.6)	(103.6)
8000 Equipment	0.0	3.6	0.0	3.6
8100 Capital Outlay	0.0	0.0	0.0	0.0
8600 Debt Service	0.0	0.0	0.0	0.0
9000 Cost Allocation	0.0	0.0	0.0	0.0
9100 Transfers	0.0	0.0	0.0	0.0
<b>Non-Appropriated Total:</b>	0.0	36,245.3	(137.6)	36,107.7
<b>Fund Total:</b>	0.0	36,245.3	(137.6)	36,107.7
<b>Fund:</b>	CA3002-N Arizona Coronavirus Relief Fund			
<b>Non-Appropriated</b>				
6000 Personal Services	0.0	0.0	0.0	0.0
6100 Employee Related Expenses	0.0	0.0	0.0	0.0

## Program Budget Unit Summary of Expenditures and Budget Request for Selected Funds

**Agency:** Arizona Commerce Authority

FY 2022 Actual	FY 2023 Expd. Plan	FY 2024 Fund. Issue	FY 2024 Total Request
-------------------	-----------------------	------------------------	--------------------------

**Program:** Arizona Commerce Authority

**Fund:** CA3002-N Arizona Coronavirus Relief Fund

**Non-Appropriated**

6200	Professional and Outside Services	0.2	0.0	0.0	0.0
6500	Travel In-State	0.0	0.0	0.0	0.0
6600	Travel Out of State	0.0	0.0	0.0	0.0
6700	Food	0.0	0.0	0.0	0.0
6800	Aid to Organizations and Individuals	517.4	0.0	0.0	0.0
7000	Other Operating Expenses	0.0	0.0	0.0	0.0
8000	Equipment	0.0	0.0	0.0	0.0
8100	Capital Outlay	0.0	0.0	0.0	0.0
8600	Debt Service	0.0	0.0	0.0	0.0
9000	Cost Allocation	0.0	0.0	0.0	0.0
9100	Transfers	0.0	0.0	0.0	0.0

<b>Non-Appropriated Total:</b>	517.6	0.0	0.0	0.0
--------------------------------	-------	-----	-----	-----

<b>Fund Total:</b>	517.6	0.0	0.0	0.0
--------------------	-------	-----	-----	-----

**Fund:** CA3005-N Application Fees Fund

**Non-Appropriated**

0000	FTE	0.0	0.0	0.0	0.0
6000	Personal Services	664.5	836.8	0.0	836.8
6100	Employee Related Expenses	143.2	187.4	0.0	187.4
6200	Professional and Outside Services	1.4	472.3	0.0	472.3
6500	Travel In-State	0.0	0.2	0.0	0.2
6600	Travel Out of State	0.0	0.0	0.0	0.0
6700	Food	0.0	0.0	0.0	0.0
6800	Aid to Organizations and Individuals	0.0	1,850.0	0.0	1,850.0
7000	Other Operating Expenses	0.0	368.4	0.0	368.4
8000	Equipment	0.0	0.0	0.0	0.0
8100	Capital Outlay	0.0	0.0	0.0	0.0
8600	Debt Service	0.0	0.0	0.0	0.0
9000	Cost Allocation	0.0	0.0	0.0	0.0
9100	Transfers	0.0	0.0	(1,817.7)	(1,817.7)

## Program Budget Unit Summary of Expenditures and Budget Request for Selected Funds

Agency:	Arizona Commerce Authority			
	FY 2022 Actual	FY 2023 Expd. Plan	FY 2024 Fund. Issue	FY 2024 Total Request
<b>Program:</b>	Arizona Commerce Authority			
<b>Fund:</b>	CA3005-N Application Fees Fund			
<b>Non-Appropriated</b>				
<b>Non-Appropriated Total:</b>	809.1	3,715.1	(1,817.7)	1,897.4
<b>Fund Total:</b>	809.1	3,715.1	(1,817.7)	1,897.4
<b>Fund:</b>	CA3010-N Non-Federal Grant Fund			
<b>Non-Appropriated</b>				
6000 Personal Services	0.0	0.0	0.0	0.0
6100 Employee Related Expenses	0.0	0.0	0.0	0.0
6200 Professional and Outside Services	75.0	0.0	0.0	0.0
6500 Travel In-State	0.0	0.0	0.0	0.0
6600 Travel Out of State	0.0	0.0	0.0	0.0
6700 Food	0.0	0.0	0.0	0.0
6800 Aid to Organizations and Individuals	0.0	0.0	0.0	0.0
7000 Other Operating Expenses	0.0	0.0	0.0	0.0
8000 Equipment	0.0	0.0	0.0	0.0
8100 Capital Outlay	0.0	0.0	0.0	0.0
8600 Debt Service	0.0	0.0	0.0	0.0
9000 Cost Allocation	0.0	0.0	0.0	0.0
9100 Transfers	0.0	0.0	0.0	0.0
<b>Non-Appropriated Total:</b>	75.0	0.0	0.0	0.0
<b>Fund Total:</b>	75.0	0.0	0.0	0.0
<b>Fund:</b>	CA3189-N Commerce Donations Fund			
<b>Non-Appropriated</b>				
6000 Personal Services	0.0	0.0	0.0	0.0
6100 Employee Related Expenses	0.0	0.0	0.0	0.0
6200 Professional and Outside Services	0.0	0.0	0.0	0.0
6500 Travel In-State	0.0	0.0	0.0	0.0
6600 Travel Out of State	10.0	0.0	0.0	0.0

## Program Budget Unit Summary of Expenditures and Budget Request for Selected Funds

**Agency:** Arizona Commerce Authority

FY 2022 Actual	FY 2023 Expd. Plan	FY 2024 Fund. Issue	FY 2024 Total Request
-------------------	-----------------------	------------------------	--------------------------

**Program:** Arizona Commerce Authority

**Fund:** CA3189-N Commerce Donations Fund

**Non-Appropriated**

6700	Food	0.0	0.0	0.0	0.0
6800	Aid to Organizations and Individuals	0.0	0.0	0.0	0.0
7000	Other Operating Expenses	29.7	51.0	0.0	51.0
8000	Equipment	0.0	0.0	0.0	0.0
8100	Capital Outlay	0.0	0.0	0.0	0.0
8600	Debt Service	0.0	0.0	0.0	0.0
9000	Cost Allocation	0.0	0.0	0.0	0.0
9100	Transfers	0.0	0.0	0.0	0.0

<b>Non-Appropriated Total:</b>	39.7	51.0	0.0	51.0
--------------------------------	------	------	-----	------

<b>Fund Total:</b>	39.7	51.0	0.0	51.0
--------------------	------	------	-----	------

**Fund:** CA4080-N Institute for Automated Mobility

**Non-Appropriated**

6000	Personal Services	0.0	0.0	0.0	0.0
6100	Employee Related Expenses	0.0	0.0	0.0	0.0
6200	Professional and Outside Services	323.4	317.4	0.0	317.4
6500	Travel In-State	0.0	0.0	0.0	0.0
6600	Travel Out of State	0.0	0.0	0.0	0.0
6700	Food	0.0	0.0	0.0	0.0
6800	Aid to Organizations and Individuals	0.0	0.0	0.0	0.0
7000	Other Operating Expenses	0.0	0.0	0.0	0.0
8000	Equipment	0.0	0.0	0.0	0.0
8100	Capital Outlay	0.0	0.0	0.0	0.0
8600	Debt Service	0.0	0.0	0.0	0.0
9000	Cost Allocation	0.0	0.0	0.0	0.0
9100	Transfers	0.0	0.0	0.0	0.0

<b>Non-Appropriated Total:</b>	323.4	317.4	0.0	317.4
--------------------------------	-------	-------	-----	-------

<b>Fund Total:</b>	323.4	317.4	0.0	317.4
--------------------	-------	-------	-----	-------

## Program Budget Unit Summary of Expenditures and Budget Request for Selected Funds

**Agency:** Arizona Commerce Authority

FY 2022 Actual	FY 2023 Expd. Plan	FY 2024 Fund. Issue	FY 2024 Total Request
-------------------	-----------------------	------------------------	--------------------------

**Program:** Arizona Commerce Authority

**Fund:** CA9507-N Arizona Innovation Accelerator Fund

**Non-Appropriated**

6000	Personal Services	0.0	300.9	0.0	300.9
6100	Employee Related Expenses	0.0	57.5	0.0	57.5
6200	Professional and Outside Services	25.4	905.0	0.0	905.0
6500	Travel In-State	0.0	0.7	0.0	0.7
6600	Travel Out of State	0.0	4.6	0.0	4.6
6700	Food	0.0	0.0	0.0	0.0
6800	Aid to Organizations and Individuals	0.0	2,000.0	0.0	2,000.0
7000	Other Operating Expenses	0.0	383.4	0.0	383.4
8000	Equipment	0.0	0.0	0.0	0.0
8100	Capital Outlay	0.0	0.0	0.0	0.0
8600	Debt Service	0.0	0.0	0.0	0.0
9000	Cost Allocation	0.0	0.0	0.0	0.0
9100	Transfers	0.0	0.0	0.0	0.0
<b>Non-Appropriated Total:</b>		25.4	3,652.1	0.0	3,652.1
<b>Fund Total:</b>		25.4	3,652.1	0.0	3,652.1

**Fund:** CA9971-N RevAZ Fund

**Non-Appropriated**

6000	Personal Services	43.4	794.0	0.0	794.0
6100	Employee Related Expenses	8.9	222.9	0.0	222.9
6200	Professional and Outside Services	1,528.9	1,713.7	0.0	1,713.7
6500	Travel In-State	16.5	3.9	0.0	3.9
6600	Travel Out of State	1.4	1.8	0.0	1.8
6700	Food	0.0	0.0	0.0	0.0
6800	Aid to Organizations and Individuals	0.0	0.0	0.0	0.0
7000	Other Operating Expenses	55.4	69.7	0.0	69.7
8000	Equipment	1.7	44.0	0.0	44.0
8100	Capital Outlay	0.0	0.0	0.0	0.0



## Program Budget Unit Summary of Expenditures and Budget Request for Selected Funds

<b>Agency:</b>	Arizona Commerce Authority			
	<b>FY 2022</b>	<b>FY 2023</b>	<b>FY 2024</b>	<b>FY 2024</b>
	<b>Actual</b>	<b>Expd. Plan</b>	<b>Fund. Issue</b>	<b>Total Request</b>
<b>Program:</b>	Arizona Commerce Authority			
<b>Fund:</b>	CA9971-N RevAZ Fund			
	<b>Non-Appropriated</b>			
8600 Debt Service	0.0	0.0	0.0	0.0
9000 Cost Allocation	0.0	0.0	0.0	0.0
9100 Transfers	0.0	0.0	0.0	0.0
<b>Non-Appropriated Total:</b>	1,656.2	2,850.0	0.0	2,850.0
<b>Fund Total:</b>	1,656.2	2,850.0	0.0	2,850.0
<b>Program Total For Selected Funds:</b>	20,237.0	67,218.4	(16,686.4)	50,532.0

## Program Budget Unit Summary of Expenditures and Budget Request for Selected Funds

<b>Agency:</b>	Arizona Commerce Authority				
	<b>FY 2022</b>	<b>FY 2023</b>	<b>FY 2024</b>	<b>FY 2024</b>	
	<b>Actual</b>	<b>Expd. Plan</b>	<b>Fund. Issue</b>	<b>Total Request</b>	
<b>Program:</b>	SLI Arizona Competes Fund Deposit				
<b>Fund:</b>	AA1000-A General Fund				
<b>Appropriated</b>					
6000	Personal Services	0.0	0.0	0.0	0.0
6100	Employee Related Expenses	0.0	0.0	0.0	0.0
6200	Professional and Outside Services	0.0	0.0	0.0	0.0
6500	Travel In-State	0.0	0.0	0.0	0.0
6600	Travel Out of State	0.0	0.0	0.0	0.0
6700	Food	0.0	0.0	0.0	0.0
6800	Aid to Organizations and Individuals	0.0	0.0	0.0	0.0
7000	Other Operating Expenses	0.0	0.0	0.0	0.0
8000	Equipment	0.0	0.0	0.0	0.0
8100	Capital Outlay	0.0	0.0	0.0	0.0
8600	Debt Service	0.0	0.0	0.0	0.0
9000	Cost Allocation	0.0	0.0	0.0	0.0
9100	Transfers	55,500.0	5,500.0	0.0	5,500.0
<b>Appropriated Total:</b>		55,500.0	5,500.0	0.0	5,500.0
<b>Fund Total:</b>		55,500.0	5,500.0	0.0	5,500.0
<b>Fund:</b>	CA2548-N Arizona Competes Fund				
<b>Non-Appropriated</b>					
6000	Personal Services	0.0	0.0	0.0	0.0
6100	Employee Related Expenses	0.0	0.0	0.0	0.0
6200	Professional and Outside Services	0.0	0.0	0.0	0.0
6500	Travel In-State	0.0	0.0	0.0	0.0
6600	Travel Out of State	0.0	0.0	0.0	0.0
6700	Food	0.0	0.0	0.0	0.0
6800	Aid to Organizations and Individuals	5,293.4	17,955.0	0.0	17,955.0
7000	Other Operating Expenses	0.0	0.0	0.0	0.0
8000	Equipment	0.0	0.0	0.0	0.0
8100	Capital Outlay	0.0	0.0	0.0	0.0

## Program Budget Unit Summary of Expenditures and Budget Request for Selected Funds

<b>Agency:</b>	Arizona Commerce Authority			
	<b>FY 2022</b>	<b>FY 2023</b>	<b>FY 2024</b>	<b>FY 2024</b>
	<b>Actual</b>	<b>Expd. Plan</b>	<b>Fund. Issue</b>	<b>Total Request</b>
<b>Program:</b>	SLI Arizona Competes Fund Deposit			
<b>Fund:</b>	CA2548-N Arizona Competes Fund			
	<b>Non-Appropriated</b>			
8600 Debt Service	0.0	0.0	0.0	0.0
9000 Cost Allocation	0.0	0.0	0.0	0.0
9100 Transfers	(55,500.0)	(5,500.0)	0.0	(5,500.0)
<b>Non-Appropriated Total:</b>	<b>(50,206.6)</b>	<b>12,455.0</b>	<b>0.0</b>	<b>12,455.0</b>
<b>Fund Total:</b>	<b>(50,206.6)</b>	<b>12,455.0</b>	<b>0.0</b>	<b>12,455.0</b>
<b>Program Total For Selected Funds:</b>	<b>5,293.4</b>	<b>17,955.0</b>	<b>0.0</b>	<b>17,955.0</b>

## Program Budget Unit Summary of Expenditures and Budget Request for Selected Funds

<b>Agency:</b>	Arizona Commerce Authority				
	FY 2022	FY 2023	FY 2024	FY 2024	
	Actual	Expd. Plan	Fund. Issue	Total Request	
<b>Program:</b>	SLI Rural Broadband Grants				
<b>Fund:</b>	CA1006-N Rural Broadband Grants				
	<b>Non-Appropriated</b>				
0000	FTE	0.0	0.0	0.0	0.0
6000	Personal Services	0.0	0.0	0.0	0.0
6100	Employee Related Expenses	0.0	0.0	0.0	0.0
6200	Professional and Outside Services	0.0	0.0	0.0	0.0
6500	Travel In-State	0.0	0.0	0.0	0.0
6600	Travel Out of State	0.0	0.0	0.0	0.0
6700	Food	0.0	0.0	0.0	0.0
6800	Aid to Organizations and Individuals	1,810.5	0.6	0.0	0.6
7000	Other Operating Expenses	0.0	0.0	0.0	0.0
8000	Equipment	0.0	0.0	0.0	0.0
8100	Capital Outlay	0.0	0.0	0.0	0.0
8600	Debt Service	0.0	0.0	0.0	0.0
9000	Cost Allocation	0.0	0.0	0.0	0.0
9100	Transfers	0.0	0.0	(0.6)	(0.6)
	<b>Non-Appropriated Total:</b>	1,810.5	0.6	(0.6)	0.0
	<b>Fund Total:</b>	1,810.5	0.6	(0.6)	0.0
	<b>Program Total For Selected Funds:</b>	1,810.5	0.6	(0.6)	0.0

## Program Budget Unit Summary of Expenditures and Budget Request for Selected Funds

**Agency:** Arizona Commerce Authority

FY 2022 Actual	FY 2023 Expd. Plan	FY 2024 Fund. Issue	FY 2024 Total Request
-------------------	-----------------------	------------------------	--------------------------

**Program:** SLI Blockchain/wearable research

**Fund:** AA1000-A General Fund

**Appropriated**

6000	Personal Services	0.0	0.0	0.0	0.0
6100	Employee Related Expenses	0.0	0.0	0.0	0.0
6200	Professional and Outside Services	0.0	0.0	0.0	0.0
6500	Travel In-State	0.0	0.0	0.0	0.0
6600	Travel Out of State	0.0	0.0	0.0	0.0
6700	Food	0.0	0.0	0.0	0.0
6800	Aid to Organizations and Individuals	0.0	0.0	0.0	0.0
7000	Other Operating Expenses	0.0	0.0	0.0	0.0
8000	Equipment	0.0	0.0	0.0	0.0
8100	Capital Outlay	0.0	0.0	0.0	0.0
8600	Debt Service	0.0	0.0	0.0	0.0
9000	Cost Allocation	0.0	0.0	0.0	0.0
9100	Transfers	5,000.0	0.0	0.0	0.0
<b>Appropriated Total:</b>		5,000.0	0.0	0.0	0.0
<b>Fund Total:</b>		5,000.0	0.0	0.0	0.0

**Fund:** AD2531-A State Web Portal Fund

**Appropriated**

6000	Personal Services	0.0	0.0	0.0	0.0
6100	Employee Related Expenses	0.0	0.0	0.0	0.0
6200	Professional and Outside Services	0.0	0.0	0.0	0.0
6500	Travel In-State	0.0	0.0	0.0	0.0
6600	Travel Out of State	0.0	0.0	0.0	0.0
6700	Food	0.0	0.0	0.0	0.0
6800	Aid to Organizations and Individuals	0.0	0.0	0.0	0.0
7000	Other Operating Expenses	0.0	0.0	0.0	0.0
8000	Equipment	0.0	0.0	0.0	0.0
8100	Capital Outlay	0.0	0.0	0.0	0.0

## Program Budget Unit Summary of Expenditures and Budget Request for Selected Funds

Agency:	Arizona Commerce Authority			
	FY 2022 Actual	FY 2023 Expd. Plan	FY 2024 Fund. Issue	FY 2024 Total Request
<b>Program:</b>	SLI Blockchain/wearable research			
<b>Fund:</b>	AD2531-A State Web Portal Fund			
<b>Appropriated</b>				
8600 Debt Service	0.0	0.0	0.0	0.0
9000 Cost Allocation	0.0	0.0	0.0	0.0
9100 Transfers	0.0	5,000.0	0.0	5,000.0
<b>Appropriated Total:</b>	0.0	5,000.0	0.0	5,000.0
<b>Fund Total:</b>	0.0	5,000.0	0.0	5,000.0
<b>Fund:</b>	CA1016-N Blockchain/Wearables Fund			
<b>Non-Appropriated</b>				
6000 Personal Services	0.0	0.0	0.0	0.0
6100 Employee Related Expenses	0.0	0.0	0.0	0.0
6200 Professional and Outside Services	0.0	0.0	0.0	0.0
6500 Travel In-State	0.0	0.0	0.0	0.0
6600 Travel Out of State	0.0	0.0	0.0	0.0
6700 Food	0.0	0.0	0.0	0.0
6800 Aid to Organizations and Individuals	2,750.0	5,150.0	0.0	5,150.0
7000 Other Operating Expenses	0.0	0.0	0.0	0.0
8000 Equipment	0.0	0.0	0.0	0.0
8100 Capital Outlay	0.0	0.0	0.0	0.0
8600 Debt Service	0.0	0.0	0.0	0.0
9000 Cost Allocation	0.0	0.0	0.0	0.0
9100 Transfers	(5,000.0)	(5,000.0)	0.0	(5,000.0)
<b>Non-Appropriated Total:</b>	(2,250.0)	150.0	0.0	150.0
<b>Fund Total:</b>	(2,250.0)	150.0	0.0	150.0
<b>Program Total For Selected Funds:</b>	2,750.0	5,150.0	0.0	5,150.0

## Program Budget Unit Summary of Expenditures and Budget Request for Selected Funds

**Agency:** Arizona Commerce Authority

FY 2022 Actual	FY 2023 Expd. Plan	FY 2024 Fund. Issue	FY 2024 Total Request
-------------------	-----------------------	------------------------	--------------------------

**Program:** SLI Frankfurt, Germany trade office

**Fund:** AA1000-A General Fund

**Appropriated**

6000	Personal Services	0.0	0.0	0.0	0.0
6100	Employee Related Expenses	0.0	0.0	0.0	0.0
6200	Professional and Outside Services	0.0	0.0	0.0	0.0
6500	Travel In-State	0.0	0.0	0.0	0.0
6600	Travel Out of State	0.0	0.0	0.0	0.0
6700	Food	0.0	0.0	0.0	0.0
6800	Aid to Organizations and Individuals	0.0	0.0	0.0	0.0
7000	Other Operating Expenses	0.0	0.0	0.0	0.0
8000	Equipment	0.0	0.0	0.0	0.0
8100	Capital Outlay	0.0	0.0	0.0	0.0
8600	Debt Service	0.0	0.0	0.0	0.0
9000	Cost Allocation	0.0	0.0	0.0	0.0
9100	Transfers	250.0	500.0	0.0	500.0
<b>Appropriated Total:</b>		250.0	500.0	0.0	500.0

**Fund Total:** 250.0 500.0 0.0 500.0

**Fund:** CA1023-N Frankfurt Germany Trade Office Fund

**Non-Appropriated**

6000	Personal Services	0.0	23.1	0.0	23.1
6100	Employee Related Expenses	0.0	6.6	0.0	6.6
6200	Professional and Outside Services	79.9	210.0	0.0	210.0
6500	Travel In-State	0.1	3.6	0.0	3.6
6600	Travel Out of State	9.0	40.6	0.0	40.6
6700	Food	0.0	0.0	0.0	0.0
6800	Aid to Organizations and Individuals	0.0	0.0	0.0	0.0
7000	Other Operating Expenses	161.0	216.1	0.0	216.1
8000	Equipment	0.0	0.0	0.0	0.0
8100	Capital Outlay	0.0	0.0	0.0	0.0

## Program Budget Unit Summary of Expenditures and Budget Request for Selected Funds

<b>Agency:</b>	Arizona Commerce Authority			
	<b>FY 2022</b>	<b>FY 2023</b>	<b>FY 2024</b>	<b>FY 2024</b>
	<b>Actual</b>	<b>Expd. Plan</b>	<b>Fund. Issue</b>	<b>Total Request</b>
<b>Program:</b>	SLI Frankfurt, Germany trade office			
<b>Fund:</b>	CA1023-N Frankfurt Germany Trade Office Fund			
	<b>Non-Appropriated</b>			
8600 Debt Service	0.0	0.0	0.0	0.0
9000 Cost Allocation	0.0	0.0	0.0	0.0
9100 Transfers	(250.0)	(500.0)	0.0	(500.0)
<b>Non-Appropriated Total:</b>	<b>0.0</b>	<b>0.0</b>	<b>0.0</b>	<b>0.0</b>
<b>Fund Total:</b>	<b>0.0</b>	<b>0.0</b>	<b>0.0</b>	<b>0.0</b>
<b>Program Total For Selected Funds:</b>	<b>250.0</b>	<b>500.0</b>	<b>0.0</b>	<b>500.0</b>



## Program Budget Unit Summary of Expenditures and Budget Request for Selected Funds

<b>Agency:</b>	Arizona Commerce Authority				
	<b>FY 2022</b>	<b>FY 2023</b>	<b>FY 2024</b>	<b>FY 2024</b>	
	<b>Actual</b>	<b>Expd. Plan</b>	<b>Fund. Issue</b>	<b>Total Request</b>	
<b>Program:</b>	SLI Major Events Fund Deposit				
<b>Fund:</b>	AA1000-A General Fund				
	<b>Appropriated</b>				
6000	Personal Services	0.0	0.0	0.0	0.0
6100	Employee Related Expenses	0.0	0.0	0.0	0.0
6200	Professional and Outside Services	0.0	0.0	0.0	0.0
6500	Travel In-State	0.0	0.0	0.0	0.0
6600	Travel Out of State	0.0	0.0	0.0	0.0
6700	Food	0.0	0.0	0.0	0.0
6800	Aid to Organizations and Individuals	0.0	0.0	0.0	0.0
7000	Other Operating Expenses	0.0	0.0	0.0	0.0
8000	Equipment	0.0	0.0	0.0	0.0
8100	Capital Outlay	0.0	0.0	0.0	0.0
8600	Debt Service	0.0	0.0	0.0	0.0
9000	Cost Allocation	0.0	0.0	0.0	0.0
9100	Transfers	7,500.0	7,500.0	0.0	7,500.0
	<b>Appropriated Total:</b>	7,500.0	7,500.0	0.0	7,500.0
<b>Fund Total:</b>		7,500.0	7,500.0	0.0	7,500.0
<b>Fund:</b>	CA1007-N Major Events Fund				
	<b>Non-Appropriated</b>				
0000	FTE	0.0	0.0	0.0	0.0
6000	Personal Services	0.0	0.0	0.0	0.0
6100	Employee Related Expenses	0.0	0.0	0.0	0.0
6200	Professional and Outside Services	0.0	3,898.8	0.0	3,898.8
6500	Travel In-State	0.0	0.0	0.0	0.0
6600	Travel Out of State	0.0	0.0	0.0	0.0
6700	Food	0.0	0.0	0.0	0.0
6800	Aid to Organizations and Individuals	0.0	10,000.0	(5,297.6)	4,702.4
7000	Other Operating Expenses	0.0	0.0	0.0	0.0
8000	Equipment	0.0	0.0	0.0	0.0
8100	Capital Outlay	0.0	0.0	0.0	0.0

## Program Budget Unit Summary of Expenditures and Budget Request for Selected Funds

<b>Agency:</b>	Arizona Commerce Authority			
	<b>FY 2022</b>	<b>FY 2023</b>	<b>FY 2024</b>	<b>FY 2024</b>
	<b>Actual</b>	<b>Expd. Plan</b>	<b>Fund. Issue</b>	<b>Total Request</b>
<b>Program:</b>	SLI Major Events Fund Deposit			
<b>Fund:</b>	CA1007-N Major Events Fund			
	<b>Non-Appropriated</b>			
8600 Debt Service	0.0	0.0	0.0	0.0
9000 Cost Allocation	0.0	0.0	0.0	0.0
9100 Transfers	(7,500.0)	(7,500.0)	0.0	(7,500.0)
<b>Non-Appropriated Total:</b>	<b>(7,500.0)</b>	<b>6,398.8</b>	<b>(5,297.6)</b>	<b>1,101.2</b>
<b>Fund Total:</b>	<b>(7,500.0)</b>	<b>6,398.8</b>	<b>(5,297.6)</b>	<b>1,101.2</b>
<b>Program Total For Selected Funds:</b>	<b>0.0</b>	<b>13,898.8</b>	<b>(5,297.6)</b>	<b>8,601.2</b>

## Program Budget Unit Summary of Expenditures and Budget Request for Selected Funds

<b>Agency:</b>	Arizona Commerce Authority				
	FY 2022	FY 2023	FY 2024	FY 2024	
	Actual	Expd. Plan	Fund. Issue	Total Request	
<b>Program:</b>	SLI Water Infrastructure and Commerce Grant Fund Deposit				
<b>Fund:</b>	AA1000-A General Fund				
<b>Appropriated</b>					
0000	FTE	0.0	0.0	0.0	0.0
6000	Personal Services	0.0	0.0	0.0	0.0
6100	Employee Related Expenses	0.0	0.0	0.0	0.0
6200	Professional and Outside Services	0.0	0.0	0.0	0.0
6500	Travel In-State	0.0	0.0	0.0	0.0
6600	Travel Out of State	0.0	0.0	0.0	0.0
6700	Food	0.0	0.0	0.0	0.0
6800	Aid to Organizations and Individuals	0.0	0.0	(15,000.0)	(15,000.0)
7000	Other Operating Expenses	0.0	0.0	0.0	0.0
8000	Equipment	0.0	0.0	0.0	0.0
8100	Capital Outlay	0.0	0.0	0.0	0.0
8600	Debt Service	0.0	0.0	0.0	0.0
9000	Cost Allocation	0.0	0.0	0.0	0.0
9100	Transfers	0.0	15,000.0	0.0	15,000.0
<b>Appropriated Total:</b>		0.0	15,000.0	(15,000.0)	0.0
<b>Fund Total:</b>		0.0	15,000.0	(15,000.0)	0.0
<b>Fund:</b>	CA1090-N Water Infrastructure and Commerce Grant Fund				
<b>Non-Appropriated</b>					
6000	Personal Services	0.0	0.0	0.0	0.0
6100	Employee Related Expenses	0.0	0.0	0.0	0.0
6200	Professional and Outside Services	0.0	0.0	0.0	0.0
6500	Travel In-State	0.0	0.0	0.0	0.0
6600	Travel Out of State	0.0	0.0	0.0	0.0
6700	Food	0.0	0.0	0.0	0.0
6800	Aid to Organizations and Individuals	0.0	15,000.0	0.0	15,000.0
7000	Other Operating Expenses	0.0	0.0	0.0	0.0
8000	Equipment	0.0	0.0	0.0	0.0
8100	Capital Outlay	0.0	0.0	0.0	0.0

## Program Budget Unit Summary of Expenditures and Budget Request for Selected Funds

<b>Agency:</b>	Arizona Commerce Authority			
	<b>FY 2022</b>	<b>FY 2023</b>	<b>FY 2024</b>	<b>FY 2024</b>
	<b>Actual</b>	<b>Expd. Plan</b>	<b>Fund. Issue</b>	<b>Total Request</b>
<b>Program:</b>	SLI Water Infrastructure and Commerce Grant Fund Deposit			
<b>Fund:</b>	CA1090-N Water Infrastructure and Commerce Grant Fund			
	<b>Non-Appropriated</b>			
8600 Debt Service	0.0	0.0	0.0	0.0
9000 Cost Allocation	0.0	0.0	0.0	0.0
9100 Transfers	0.0	(15,000.0)	0.0	(15,000.0)
<b>Non-Appropriated Total:</b>	<b>0.0</b>	<b>0.0</b>	<b>0.0</b>	<b>0.0</b>
<b>Fund Total:</b>	<b>0.0</b>	<b>0.0</b>	<b>0.0</b>	<b>0.0</b>
<b>Program Total For Selected Funds:</b>	<b>0.0</b>	<b>15,000.0</b>	<b>(15,000.0)</b>	<b>0.0</b>

## Program Budget Unit Summary of Expenditures and Budget Request for Selected Funds

**Agency:** Arizona Commerce Authority

FY 2022 Actual	FY 2023 Expd. Plan	FY 2024 Fund. Issue	FY 2024 Total Request
-------------------	-----------------------	------------------------	--------------------------

**Program:** SLI Asian Trade Offices

**Fund:** AA1000-A General Fund

**Appropriated**

6000	Personal Services	0.0	0.0	0.0	0.0
6100	Employee Related Expenses	0.0	0.0	0.0	0.0
6200	Professional and Outside Services	0.0	0.0	0.0	0.0
6500	Travel In-State	0.0	0.0	0.0	0.0
6600	Travel Out of State	0.0	0.0	0.0	0.0
6700	Food	0.0	0.0	0.0	0.0
6800	Aid to Organizations and Individuals	0.0	0.0	0.0	0.0
7000	Other Operating Expenses	0.0	0.0	0.0	0.0
8000	Equipment	0.0	0.0	0.0	0.0
8100	Capital Outlay	0.0	0.0	0.0	0.0
8600	Debt Service	0.0	0.0	0.0	0.0
9000	Cost Allocation	0.0	0.0	0.0	0.0
9100	Transfers	0.0	750.0	0.0	750.0
<b>Appropriated Total:</b>		0.0	750.0	0.0	750.0
<b>Fund Total:</b>		0.0	750.0	0.0	750.0

**Fund:** CA1024-N Asian Trade Offices Fund

**Non-Appropriated**

6000	Personal Services	0.0	38.5	0.0	38.5
6100	Employee Related Expenses	0.0	11.0	0.0	11.0
6200	Professional and Outside Services	0.0	130.3	0.0	130.3
6500	Travel In-State	0.0	0.0	0.0	0.0
6600	Travel Out of State	0.0	26.5	0.0	26.5
6700	Food	0.0	0.0	0.0	0.0
6800	Aid to Organizations and Individuals	0.0	0.0	0.0	0.0
7000	Other Operating Expenses	0.0	543.7	0.0	543.7
8000	Equipment	0.0	0.0	0.0	0.0
8100	Capital Outlay	0.0	0.0	0.0	0.0

## Program Budget Unit Summary of Expenditures and Budget Request for Selected Funds

<b>Agency:</b>	Arizona Commerce Authority				
	<b>FY 2022</b>	<b>FY 2023</b>	<b>FY 2024</b>	<b>FY 2024</b>	
	<b>Actual</b>	<b>Expd. Plan</b>	<b>Fund. Issue</b>	<b>Total Request</b>	
<b>Program:</b>	SLI Asian Trade Offices				
<b>Fund:</b>	CA1024-N Asian Trade Offices Fund				
	<b>Non-Appropriated</b>				
8600 Debt Service	0.0	0.0	0.0	0.0	
9000 Cost Allocation	0.0	0.0	0.0	0.0	
9100 Transfers	0.0	(750.0)	0.0	(750.0)	
<b>Non-Appropriated Total:</b>	<b>0.0</b>	<b>0.0</b>	<b>0.0</b>	<b>0.0</b>	
<b>Fund Total:</b>	<b>0.0</b>	<b>0.0</b>	<b>0.0</b>	<b>0.0</b>	
<b>Program Total For Selected Funds:</b>	<b>0.0</b>	<b>750.0</b>	<b>0.0</b>	<b>750.0</b>	

## Program Budget Unit Summary of Expenditures and Budget Request for Selected Funds

**Agency:** Arizona Commerce Authority

FY 2022 Actual	FY 2023 Expd. Plan	FY 2024 Fund. Issue	FY 2024 Total Request
-------------------	-----------------------	------------------------	--------------------------

**Program:** SLI Israel Trade Offices

**Fund:** AA1000-A General Fund

**Appropriated**

6000	Personal Services	0.0	0.0	0.0	0.0
6100	Employee Related Expenses	0.0	0.0	0.0	0.0
6200	Professional and Outside Services	0.0	0.0	0.0	0.0
6500	Travel In-State	0.0	0.0	0.0	0.0
6600	Travel Out of State	0.0	0.0	0.0	0.0
6700	Food	0.0	0.0	0.0	0.0
6800	Aid to Organizations and Individuals	0.0	0.0	0.0	0.0
7000	Other Operating Expenses	0.0	0.0	0.0	0.0
8000	Equipment	0.0	0.0	0.0	0.0
8100	Capital Outlay	0.0	0.0	0.0	0.0
8600	Debt Service	0.0	0.0	0.0	0.0
9000	Cost Allocation	0.0	0.0	0.0	0.0
9100	Transfers	175.0	300.0	0.0	300.0
<b>Appropriated Total:</b>		175.0	300.0	0.0	300.0
<b>Fund Total:</b>		175.0	300.0	0.0	300.0

**Fund:** CA1021-N Israel Trade Offices

**Non-Appropriated**

6000	Personal Services	0.0	15.4	0.0	15.4
6100	Employee Related Expenses	0.0	4.4	0.0	4.4
6200	Professional and Outside Services	114.0	117.5	0.0	117.5
6500	Travel In-State	0.8	1.5	0.0	1.5
6600	Travel Out of State	12.1	21.4	0.0	21.4
6700	Food	0.0	0.0	0.0	0.0
6800	Aid to Organizations and Individuals	0.0	0.0	0.0	0.0
7000	Other Operating Expenses	48.1	139.8	0.0	139.8
8000	Equipment	0.0	0.0	0.0	0.0
8100	Capital Outlay	0.0	0.0	0.0	0.0

## Program Budget Unit Summary of Expenditures and Budget Request for Selected Funds

<b>Agency:</b>	Arizona Commerce Authority			
	<b>FY 2022</b>	<b>FY 2023</b>	<b>FY 2024</b>	<b>FY 2024</b>
	<b>Actual</b>	<b>Expd. Plan</b>	<b>Fund. Issue</b>	<b>Total Request</b>
<b>Program:</b>	SLI Israel Trade Offices			
<b>Fund:</b>	CA1021-N Israel Trade Offices			
	<b>Non-Appropriated</b>			
8600 Debt Service	0.0	0.0	0.0	0.0
9000 Cost Allocation	0.0	0.0	0.0	0.0
9100 Transfers	(175.0)	(300.0)	0.0	(300.0)
<b>Non-Appropriated Total:</b>	<b>0.0</b>	<b>0.0</b>	<b>0.0</b>	<b>0.0</b>
<b>Fund Total:</b>	<b>0.0</b>	<b>0.0</b>	<b>0.0</b>	<b>0.0</b>
<b>Program Total For Selected Funds:</b>	<b>175.0</b>	<b>300.0</b>	<b>0.0</b>	<b>300.0</b>



## Program Budget Unit Summary of Expenditures and Budget Request for Selected Funds

**Agency:** Arizona Commerce Authority

FY 2022 Actual	FY 2023 Expd. Plan	FY 2024 Fund. Issue	FY 2024 Total Request
-------------------	-----------------------	------------------------	--------------------------

**Program:** SLI Mexico Trade Offices

**Fund:** AA1000-A General Fund

**Appropriated**

6000	Personal Services	0.0	0.0	0.0	0.0
6100	Employee Related Expenses	0.0	0.0	0.0	0.0
6200	Professional and Outside Services	0.0	0.0	0.0	0.0
6500	Travel In-State	0.0	0.0	0.0	0.0
6600	Travel Out of State	0.0	0.0	0.0	0.0
6700	Food	0.0	0.0	0.0	0.0
6800	Aid to Organizations and Individuals	0.0	0.0	0.0	0.0
7000	Other Operating Expenses	0.0	0.0	0.0	0.0
8000	Equipment	0.0	0.0	0.0	0.0
8100	Capital Outlay	0.0	0.0	0.0	0.0
8600	Debt Service	0.0	0.0	0.0	0.0
9000	Cost Allocation	0.0	0.0	0.0	0.0
9100	Transfers	500.0	500.0	0.0	500.0
<b>Appropriated Total:</b>		500.0	500.0	0.0	500.0
<b>Fund Total:</b>		500.0	500.0	0.0	500.0

**Fund:** CA1020-N Mexico Trade Offices

**Non-Appropriated**

0000	FTE	0.0	46.2	0.0	46.2
6000	Personal Services	40.2	46.2	0.0	46.2
6100	Employee Related Expenses	6.8	7.9	0.0	7.9
6200	Professional and Outside Services	272.2	264.6	0.0	264.6
6500	Travel In-State	0.1	1.2	0.0	1.2
6600	Travel Out of State	1.7	4.6	0.0	4.6
6700	Food	0.0	0.0	0.0	0.0
6800	Aid to Organizations and Individuals	0.0	0.0	0.0	0.0
7000	Other Operating Expenses	179.1	175.5	0.0	175.5
8000	Equipment	0.0	0.0	0.0	0.0
8100	Capital Outlay	0.0	0.0	0.0	0.0

## Program Budget Unit Summary of Expenditures and Budget Request for Selected Funds

<b>Agency:</b>	Arizona Commerce Authority			
	<b>FY 2022</b>	<b>FY 2023</b>	<b>FY 2024</b>	<b>FY 2024</b>
	<b>Actual</b>	<b>Expd. Plan</b>	<b>Fund. Issue</b>	<b>Total Request</b>
<b>Program:</b>	SLI Mexico Trade Offices			
<b>Fund:</b>	CA1020-N Mexico Trade Offices			
	<b>Non-Appropriated</b>			
8600 Debt Service	0.0	0.0	0.0	0.0
9000 Cost Allocation	0.0	0.0	0.0	0.0
9100 Transfers	(500.0)	(500.0)	0.0	(500.0)
<b>Non-Appropriated Total:</b>	<b>0.1</b>	<b>0.0</b>	<b>0.0</b>	<b>0.0</b>
<b>Fund Total:</b>	<b>0.1</b>	<b>0.0</b>	<b>0.0</b>	<b>0.0</b>
<b>Program Total For Selected Funds:</b>	<b>500.1</b>	<b>500.0</b>	<b>0.0</b>	<b>500.0</b>

## Program Budget Unit Summary of Expenditures and Budget Request for Selected Funds

**Agency:** Arizona Commerce Authority

FY 2022 Actual	FY 2023 Expd. Plan	FY 2024 Fund. Issue	FY 2024 Total Request
-------------------	-----------------------	------------------------	--------------------------

**Program:** SLI Economic Development Marketing and Attraction

**Fund:** AA1000-A General Fund

**Appropriated**

6000	Personal Services	0.0	0.0	0.0	0.0
6100	Employee Related Expenses	0.0	0.0	0.0	0.0
6200	Professional and Outside Services	0.0	0.0	0.0	0.0
6500	Travel In-State	0.0	0.0	0.0	0.0
6600	Travel Out of State	0.0	0.0	0.0	0.0
6700	Food	0.0	0.0	0.0	0.0
6800	Aid to Organizations and Individuals	0.0	0.0	0.0	0.0
7000	Other Operating Expenses	0.0	0.0	0.0	0.0
8000	Equipment	0.0	0.0	0.0	0.0
8100	Capital Outlay	0.0	0.0	0.0	0.0
8600	Debt Service	0.0	0.0	0.0	0.0
9000	Cost Allocation	0.0	0.0	0.0	0.0
9100	Transfers	0.0	1,000.0	0.0	1,000.0
<b>Appropriated Total:</b>		0.0	1,000.0	0.0	1,000.0
<b>Fund Total:</b>		0.0	1,000.0	0.0	1,000.0

**Fund:** CA1003-N Economic Development Marketing and Attraction Fund

**Non-Appropriated**

6000	Personal Services	0.0	0.0	0.0	0.0
6100	Employee Related Expenses	0.0	0.0	0.0	0.0
6200	Professional and Outside Services	0.0	0.0	0.0	0.0
6500	Travel In-State	0.0	0.0	0.0	0.0
6600	Travel Out of State	0.0	0.0	0.0	0.0
6700	Food	0.0	0.0	0.0	0.0
6800	Aid to Organizations and Individuals	0.0	0.0	0.0	0.0
7000	Other Operating Expenses	0.0	0.0	0.0	0.0
8000	Equipment	0.0	0.0	0.0	0.0
8100	Capital Outlay	0.0	0.0	0.0	0.0

## Program Budget Unit Summary of Expenditures and Budget Request for Selected Funds

Agency:	Arizona Commerce Authority			
	FY 2022 Actual	FY 2023 Expd. Plan	FY 2024 Fund. Issue	FY 2024 Total Request
<b>Program:</b>	SLI Economic Development Marketing and Attraction			
<b>Fund:</b>	CA1003-N Economic Development Marketing and Attraction Fund			
<b>Non-Appropriated</b>				
8600 Debt Service	0.0	0.0	0.0	0.0
9000 Cost Allocation	0.0	0.0	0.0	0.0
9100 Transfers	0.0	(1,000.0)	0.0	(1,000.0)
<b>Non-Appropriated Total:</b>	0.0	(1,000.0)	0.0	(1,000.0)
<b>Fund Total:</b>	0.0	(1,000.0)	0.0	(1,000.0)
<b>Fund:</b>	CA1026-N Economic Development Fund			
<b>Non-Appropriated</b>				
6000 Personal Services	499.8	935.9	0.0	935.9
6100 Employee Related Expenses	106.6	231.5	0.0	231.5
6200 Professional and Outside Services	1,791.8	4,805.2	0.0	4,805.2
6500 Travel In-State	0.1	43.4	0.0	43.4
6600 Travel Out of State	3.8	11.8	0.0	11.8
6700 Food	0.0	0.0	0.0	0.0
6800 Aid to Organizations and Individuals	0.0	0.0	0.0	0.0
7000 Other Operating Expenses	2,086.7	1,819.7	0.0	1,819.7
8000 Equipment	0.0	3.3	0.0	3.3
8100 Capital Outlay	0.0	0.0	0.0	0.0
8600 Debt Service	0.0	0.0	0.0	0.0
9000 Cost Allocation	0.0	0.0	0.0	0.0
9100 Transfers	0.0	0.0	0.0	0.0
<b>Non-Appropriated Total:</b>	4,488.8	7,850.8	0.0	7,850.8
<b>Fund Total:</b>	4,488.8	7,850.8	0.0	7,850.8
<b>Program Total For Selected Funds:</b>	4,488.8	7,850.8	0.0	7,850.8

## Program Expenditure Schedule

<b>Agency:</b>	<b>Arizona Commerce Authority</b>
<b>Program:</b>	<b>Arizona Commerce Authority</b>

	FY 2022 Actual	FY 2023 Expd. Plan
FTE	0.0	0.0
<b>Expenditure Category Total</b>	<b>0.0</b>	<b>0.0</b>
<hr/>		
Personal Services	6,973.1	10,081.0
Boards and Commissions	0.0	0.0
<b>Expenditure Category Total</b>	<b>6,973.1</b>	<b>10,081.0</b>
<b>Non-Appropriated</b>		
CA1001-N Arizona Commerce Authority Carryover (Non-Appropriated)	0.0	225.4
CA1027-N ADOA Business One-Stop Fund (Non-Appropriated)	2.8	19.5
CA2000-N Federal Grants Fund (Non-Appropriated)	1,041.9	1,228.4
CA2547-N Arizona Commerce Authority Fund (Non-Appropriated)	5,220.5	6,191.8
CA2985-N ACA Coronavirus State and Local Fiscal Recovery Fund (N	0.0	484.2
CA3005-N Application Fees Fund (Non-Appropriated)	664.5	836.8
CA9507-N Arizona Innovation Accelerator Fund (Non-Appropriated)	0.0	300.9
CA9971-N RevAZ Fund (Non-Appropriated)	43.4	794.0
<b>Fund Source Total</b>	<b>6,973.1</b>	<b>10,081.0</b>
<hr/>		
Employee Related Expenses	1,401.1	2,187.3
<b>Expenditure Category Total</b>	<b>1,401.1</b>	<b>2,187.3</b>
<b>Non-Appropriated</b>		
CA1001-N Arizona Commerce Authority Carryover (Non-Appropriated)	0.0	45.8
CA1027-N ADOA Business One-Stop Fund (Non-Appropriated)	0.8	4.2
CA2000-N Federal Grants Fund (Non-Appropriated)	215.4	257.8
CA2547-N Arizona Commerce Authority Fund (Non-Appropriated)	1,032.8	1,281.7
CA2985-N ACA Coronavirus State and Local Fiscal Recovery Fund (N	0.0	130.0
CA3005-N Application Fees Fund (Non-Appropriated)	143.2	187.4
CA9507-N Arizona Innovation Accelerator Fund (Non-Appropriated)	0.0	57.5
CA9971-N RevAZ Fund (Non-Appropriated)	8.9	222.9
<b>Fund Source Total</b>	<b>1,401.1</b>	<b>2,187.3</b>
<hr/>		
Professional and Outside Services		11,713.2
External Prof/Outside Serv Budg And Appn	0.0	
External Investment Services	0.0	
Other External Financial Services	14.3	
Attorney General Legal Services	0.0	
External Legal Services	45.0	
External Engineer/Architect Cost - Exp	0.0	
External Engineer/Architect Cost- Cap	0.0	
Other Design	0.0	
Temporary Agency Services	15.2	
Hospital Services	0.0	
Other Medical Services	0.0	
Institutional Care	0.0	
Education And Training	10.7	
Vendor Travel	4.8	
Professional & Outside Services Excluded from Cost Alloca	0.0	
Vendor Travel - Non Reportable	0.0	
External Telecom Consulting Services	0.0	

## Program Expenditure Schedule

<b>Agency:</b>	<b>Arizona Commerce Authority</b>
<b>Program:</b>	<b>Arizona Commerce Authority</b>

	FY 2022 Actual	FY 2023 Expd. Plan
Costs related to those in custody of the State	0.0	
Non - Confidential Specialist Fees	0.0	
Confidential Specialist Fees	0.0	
Outside Actuarial Costs	0.0	
Other Professional And Outside Services	4,206.8	
<b>Expenditure Category Total</b>	<b>4,296.8</b>	<b>11,713.2</b>
<b>Non-Appropriated</b>		
CA1001-N Arizona Commerce Authority Carryover (Non-Appropriated)	0.0	75.0
CA1025-N State Workforce Programs (Non-Appropriated)	37.0	0.0
CA2000-N Federal Grants Fund (Non-Appropriated)	1,160.4	7,100.0
CA2547-N Arizona Commerce Authority Fund (Non-Appropriated)	1,145.1	576.3
CA2985-N ACA Coronavirus State and Local Fiscal Recovery Fund (N	0.0	553.5
CA3002-N Arizona Coronavirus Relief Fund - NEW (Non-Appropriated)	0.2	0.0
CA3005-N Application Fees Fund (Non-Appropriated)	1.4	472.3
CA3010-N Non-Federal Grant Fund (Non-Appropriated)	75.0	0.0
CA4080-N Institute for Automated Mobility (Non-Appropriated)	323.4	317.4
CA9507-N Arizona Innovation Accelerator Fund (Non-Appropriated)	25.4	905.0
CA9971-N RevAZ Fund (Non-Appropriated)	1,528.9	1,713.7
<b>Fund Source Total</b>	<b>4,296.8</b>	<b>11,713.2</b>
<hr/>		
Travel In-State	102.7	187.4
<b>Expenditure Category Total</b>	<b>102.7</b>	<b>187.4</b>
<b>Non-Appropriated</b>		
CA1001-N Arizona Commerce Authority Carryover (Non-Appropriated)	0.0	4.2
CA2000-N Federal Grants Fund (Non-Appropriated)	1.5	24.6
CA2547-N Arizona Commerce Authority Fund (Non-Appropriated)	84.7	123.8
CA2985-N ACA Coronavirus State and Local Fiscal Recovery Fund (N	0.0	30.0
CA3005-N Application Fees Fund (Non-Appropriated)	0.0	0.2
CA9507-N Arizona Innovation Accelerator Fund (Non-Appropriated)	0.0	0.7
CA9971-N RevAZ Fund (Non-Appropriated)	16.5	3.9
<b>Fund Source Total</b>	<b>102.7</b>	<b>187.4</b>
<hr/>		
Travel Out of State	105.7	235.2
<b>Expenditure Category Total</b>	<b>105.7</b>	<b>235.2</b>
<b>Non-Appropriated</b>		
CA1001-N Arizona Commerce Authority Carryover (Non-Appropriated)	0.0	9.3
CA2000-N Federal Grants Fund (Non-Appropriated)	10.1	24.3
CA2547-N Arizona Commerce Authority Fund (Non-Appropriated)	84.2	185.2
CA2985-N ACA Coronavirus State and Local Fiscal Recovery Fund (N	0.0	10.0
CA3189-N Commerce Donations Fund (Non-Appropriated)	10.0	0.0
CA9507-N Arizona Innovation Accelerator Fund (Non-Appropriated)	0.0	4.6
CA9971-N RevAZ Fund (Non-Appropriated)	1.4	1.8
<b>Fund Source Total</b>	<b>105.7</b>	<b>235.2</b>
<hr/>		
Food	0.0	0.0
<b>Expenditure Category Total</b>	<b>0.0</b>	<b>0.0</b>

## Program Expenditure Schedule

<b>Agency:</b>	<b>Arizona Commerce Authority</b>
<b>Program:</b>	<b>Arizona Commerce Authority</b>

	FY 2022 Actual	FY 2023 Expd. Plan
Aid to Organizations and Individuals	4,442.6	38,850.0
<b>Expenditure Category Total</b>	<b>4,442.6</b>	<b>38,850.0</b>
<b>Non-Appropriated</b>		
CA1025-N State Workforce Programs (Non-Appropriated)	796.4	0.0
CA1237-N Work Force Recruitment and Job Training Fund (Non-App)	3,113.8	0.0
CA2000-N Federal Grants Fund (Non-Appropriated)	15.0	0.0
CA2985-N ACA Coronavirus State and Local Fiscal Recovery Fund (N	0.0	35,000.0
CA3002-N Arizona Coronavirus Relief Fund - NEW (Non-Appropriated)	517.4	0.0
CA3005-N Application Fees Fund (Non-Appropriated)	0.0	1,850.0
CA9507-N Arizona Innovation Accelerator Fund (Non-Appropriated)	0.0	2,000.0
<b>Fund Source Total</b>	<b>4,442.6</b>	<b>38,850.0</b>
<hr/>		
Other Operating Expenses		3,843.6
Other Operating Expenditures Budg Approp	0.0	
Other Operating Expenditures Excluded from Cost Allocati	0.0	
Risk Management Charges To State Agency	81.4	
Risk Management Deductible - Indemnity	0.0	
Risk Management Deductible - Legal	0.0	
Risk Management Deductible - Medical	0.0	
Risk Management Deductible - Other	0.0	
Gen Liab- Non Physical-Taxable- Self Ins	0.0	
Gross Proceeds Payments To Attorneys	0.0	
General Liability- Non-Taxable- Self Ins	0.0	
Medical Malpractice - Self-Insured	0.0	
Automobile Liability - Self Insured	0.0	
General Property Damage - Self- Insured	0.0	
Automobile Physical Damage-Self Insured	0.0	
Liability Insurance Premiums	0.0	
Property Insurance Premiums	0.0	
Workers Compensation Benefit Payments	0.0	
Self Insurance - Administrative Fees	0.0	
Self Insurance - Premiums	0.0	
Self Insurance - Claim Payments	0.0	
Self Insurance - Pharmacy Claims	0.0	
Premium Tax On Altcs	0.0	
Other Insurance-Related Charges	0.0	
Internal Service Data Processing	0.0	
Internal Service Data Proc- Pc/Lan	0.0	
External Programming-Mainframe/Legacy	0.0	
External Programming- Pc/Lan/Serv/Web	0.0	
External Data Entry	0.0	
Othr External Data Proc-Mainframe/Legacy	0.0	
Othr External Data Proc-Pc/Lan/Serv/Web	0.0	
Pmt for AFIS Development & Usage	0.0	
Internal Service Telecommunications	0.0	
External Telecom Long Distance-In-State	0.0	
External Telecom Long Distance-Out-State	0.0	
Other External Telecommunication Service	120.3	
Electricity	0.0	
Sanitation Waste Disposal	0.0	

## Program Expenditure Schedule

<b>Agency:</b>	<b>Arizona Commerce Authority</b>
<b>Program:</b>	<b>Arizona Commerce Authority</b>

	FY 2022 Actual	FY 2023 Expd. Plan
Water	0.0	
Gas And Fuel Oil For Buildings	0.0	
Other Utilities	0.0	
Building Rent Charges To State Agencies	386.1	
Priv Lease To Own Bld Rent Chrgs To Agy	0.0	
Cert Of Part Bld Rent Chrgs To Agy	0.0	
Rental Of Land And Buildings	0.0	
Rental Of Computer Equipment	0.0	
Rental Of Other Machinery And Equipment	10.6	
Miscellaneous Rent	279.5	
Interest On Overdue Payments	0.0	
All Other Interest Payments	0.0	
Internal Acct/Budg/Financial Svcs	0.0	
Other Internal Services	0.0	
Repair And Maintenance - Buildings	0.0	
Repair And Maintenance - Vehicles	0.0	
Repair And Maint - Mainframe And Legacy	0.0	
Repair And Maint-Pc/Lan/Serv/Web	12.8	
Repair And Maintenance - Other Equipment	0.7	
Other Repair And Maintenance	18.6	
Software Support And Maintenance	584.7	
Uniforms	0.0	
Inmate Clothing	0.0	
Security Supplies	0.0	
Office Supplies	11.7	
Computer Supplies	0.0	
Housekeeping Supplies	0.0	
Bedding And Bath Supplies	0.0	
Drugs And Medicine Supplies	0.0	
Medical Supplies	0.0	
Dental Supplies	0.0	
Automotive And Transportation Fuels	0.0	
Automotive Lubricants And Supplies	0.0	
Rpr And Maint Supplies-Not Auto Or Build	0.0	
Repair And Maintenance Supplies-Building	0.0	
Other Operating Supplies	0.0	
Publications	0.0	
Aggregate Withheld Or Paid Commissions	0.0	
Lottery Prizes	0.0	
Lottery Distribution Costs	0.0	
Material for Further Processing	0.0	
Other Resale Supplies	0.0	
Loss On Sales Of Capital Assets	0.0	
Loss on Sales of Investments	0.0	
Employee Tuition Reimbursement-Graduate	0.0	
Employee Tuition Reimb Under-Grad/Other	0.0	
Conference Registration-Attendance Fees	53.9	
Other Education And Training Costs	0.0	
Advertising	591.8	
Sponsorships	0.0	
Internal Printing	0.0	



## Program Expenditure Schedule

<b>Agency:</b>	<b>Arizona Commerce Authority</b>
<b>Program:</b>	<b>Arizona Commerce Authority</b>

	FY 2022 Actual	FY 2023 Expd. Plan
External Printing	15.7	
Photography	0.0	
Postage And Delivery	2.1	
Document shredding and Destruction Services	0.0	
Translation and Sign Language Services	0.0	
Distribution To State Universities	0.0	
Other Intrastate Distributions	0.0	
Awards	1.8	
Entertainment And Promotional Items	201.9	
Dues	196.2	
Books- Subscriptions And Publications	180.5	
Costs For Digital Image Or Microfilm	0.0	
Revolving Fund Advances	0.0	
Credit Card Fees Over Approved Limit	0.0	
Relief Bill Expenditures	0.0	
Surplus Property Distr To State Agencies	0.0	
Security Services	0.0	
Judgments - Damages	0.0	
ICA Payments to Claimants Confidential	0.0	
Jdgmnt-Confidential Restitution To Indiv	0.0	
Judgments - Non-Confidential Restitution	0.0	
Judgments - Punitive And Compensatory	0.0	
Pmts Made to Resolve/Disputes/Avoid Costs of Litigation	0.0	
Pmts For Contracted State Inmate Labor	0.0	
Payments To State Inmates	0.0	
Bad Debt Expense	0.0	
Interview Expense	0.0	
Employee Relocations-Nontaxable	0.0	
Employee Relocations-Taxable	0.0	
Non-Confidential Invest/Legal/Law Enf	0.0	
Conf/Sensitive Invest/Legal/Undercover	0.0	
Fingerprinting, Background Checks, Etc.	0.0	
Other Miscellaneous Operating	68.0	
<b>Expenditure Category Total</b>	<b>2,818.3</b>	<b>3,843.6</b>
<b>Non-Appropriated</b>		
CA1001-N Arizona Commerce Authority Carryover (Non-Appropriated)	4.2	57.9
CA1003-N Economic Development Marketing and Attraction Fund (N	0.0	1,000.0
CA1025-N State Workforce Programs (Non-Appropriated)	50.8	0.0
CA1027-N ADOA Business One-Stop Fund (Non-Appropriated)	0.0	121.6
CA2000-N Federal Grants Fund (Non-Appropriated)	309.7	189.5
CA2547-N Arizona Commerce Authority Fund (Non-Appropriated)	2,368.5	1,568.1
CA2985-N ACA Coronavirus State and Local Fiscal Recovery Fund (N	0.0	34.0
CA3005-N Application Fees Fund (Non-Appropriated)	0.0	368.4
CA3189-N Commerce Donations Fund (Non-Appropriated)	29.7	51.0
CA9507-N Arizona Innovation Accelerator Fund (Non-Appropriated)	0.0	383.4
CA9971-N RevAZ Fund (Non-Appropriated)	55.4	69.7
<b>Fund Source Total</b>	<b>2,818.3</b>	<b>3,843.6</b>
<hr/>		
Current Year Expenditures		120.7
Capital Equipment Budget And Approp	0.0	

## Program Expenditure Schedule

<b>Agency:</b>	<b>Arizona Commerce Authority</b>
<b>Program:</b>	<b>Arizona Commerce Authority</b>

	FY 2022 Actual	FY 2023 Expd. Plan
Vehicles Capital Purchase	0.0	
Vehicles Capital Leases	0.0	
Furniture Capital Purchase	0.0	
Depreciable Works Of Art & Hist Treas/Coll Capital Purcha	0.0	
Non Depr Works Of Art & Hist Treas/Coll Cap Purchase	0.0	
Furniture Capital Leases	0.0	
Computer Equipment Capital Purchase	0.0	
Computer Equipment Capital Lease	0.0	
Telecommunication Equip-Capital Purchase	0.0	
Telecommunication Equip-Capital Lease	0.0	
Other Equipment Capital Purchase	0.0	
Other Equipment Capital Leases	0.0	
Purchased Or Licensed Software-Website	0.0	
Internally Generated Software-Website	0.0	
Development in Progress	0.0	
Right-Of-Way/Easement/Extraction Rights	0.0	
Oth Int Assets purchased, licensed or internally generate	0.0	
Other intangible assets acquired by capital lease	0.0	
Other Capital Asset Purchases	0.0	
Leasehold Improvement-Capital Purchase	0.0	
Other Capital Asset Leases	0.0	
Non-Capital Equip Budget And Approp	0.0	
Vehicles Non-Capital Purchase	0.0	
Vehicles Non-Capital Leases	0.0	
Furniture Non-Capital Purchase	4.0	
Works Of Art And Hist Treas-Non Capital	0.0	
Furniture Non-Capital Leases	0.0	
Computer Equipment Non-Capital Purchase	60.8	
Computer Equipment Non-Capital Lease	0.0	
Telecomm Equip Non-Capital Purchase	0.2	
Telecomm Equip Non-Capital Leases	0.0	
Other Equipment Non-Capital Purchase	0.0	
Weapons Non-Capital Purchase	0.0	
Other Equipment Non-Capital Lease	0.9	
Purchased Or Licensed Software/Website	0.0	
Internally Generated Software/Website	0.0	
LICENSES AND PERMITS	0.0	
Right-Of-Way/Easement/Extraction Exp	0.0	
Other Intangible Assets - Purchased, Licensed or Internall	0.0	
Noncapital Software/Web By Capital Lease	0.0	
Other Intangible Assets Acquired by Capital Lease	0.0	
Other Long Lived Tangible Assets to be Expenses	0.0	
Non-Capital Equipment Excluded from Cost Allocation	0.0	
<b>Expenditure Category Total</b>	<b>65.9</b>	<b>120.7</b>
<b>Non-Appropriated</b>		
CA2547-N Arizona Commerce Authority Fund (Non-Appropriated)	64.2	73.1
CA2985-N ACA Coronavirus State and Local Fiscal Recovery Fund (N	0.0	3.6
CA9971-N RevAZ Fund (Non-Appropriated)	1.7	44.0
<b>Fund Source Total</b>	<b>65.9</b>	<b>120.7</b>

## Program Expenditure Schedule

<b>Agency:</b>	Arizona Commerce Authority
<b>Program:</b>	Arizona Commerce Authority

	FY 2022 Actual	FY 2023 Expd. Plan
Capital Outlay	0.0	0.0
<b>Expenditure Category Total</b>	<b>0.0</b>	<b>0.0</b>
<hr/>		
Debt Service	0.0	0.0
<b>Expenditure Category Total</b>	<b>0.0</b>	<b>0.0</b>
<hr/>		
Cost Allocation	0.0	0.0
<b>Expenditure Category Total</b>	<b>0.0</b>	<b>0.0</b>
<hr/>		
Transfers	30.8	0.0
<b>Expenditure Category Total</b>	<b>30.8</b>	<b>0.0</b>
<b>Appropriated</b>		
AA1000-A General Fund (Appropriated)	10,000.0	10,000.0
	<b>10,000.0</b>	<b>10,000.0</b>
<b>Non-Appropriated</b>		
CA2000-N Federal Grants Fund (Non-Appropriated)	30.8	0.0
CA2547-N Arizona Commerce Authority Fund (Non-Appropriated)	(10,000.0)	(10,000.0)
	<b>(9,969.2)</b>	<b>(10,000.0)</b>
<b>Fund Source Total</b>	<b>30.8</b>	<b>0.0</b>

<b>Combined Regular &amp; Elected Positions At/Above FICA Maximum of \$147,000</b>
--

Total FTE	Personal Services	FTE's not eligible for Health, Dental & Life
0.0	0.0	0.0

## Program Expenditure Schedule

<b>Agency:</b>	<b>Arizona Commerce Authority</b>
<b>Program:</b>	<b>SLI Arizona Competes Fund Deposit</b>

	FY 2022 Actual	FY 2023 Expd. Plan
FTE	0.0	0.0
<b>Expenditure Category Total</b>	<b>0.0</b>	<b>0.0</b>
<hr/>		
Personal Services	0.0	0.0
Boards and Commissions	0.0	0.0
<b>Expenditure Category Total</b>	<b>0.0</b>	<b>0.0</b>
<hr/>		
Employee Related Expenses	0.0	0.0
<b>Expenditure Category Total</b>	<b>0.0</b>	<b>0.0</b>
<hr/>		
Professional and Outside Services		0.0
External Prof/Outside Serv Budg And Appn	0.0	
External Investment Services	0.0	
Other External Financial Services	0.0	
Attorney General Legal Services	0.0	
External Legal Services	0.0	
External Engineer/Architect Cost - Exp	0.0	
External Engineer/Architect Cost- Cap	0.0	
Other Design	0.0	
Temporary Agency Services	0.0	
Hospital Services	0.0	
Other Medical Services	0.0	
Institutional Care	0.0	
Education And Training	0.0	
Vendor Travel	0.0	
Professional & Outside Services Excluded from Cost Alloca	0.0	
Vendor Travel - Non Reportable	0.0	
External Telecom Consulting Services	0.0	
Costs related to those in custody of the State	0.0	
Non - Confidential Specialist Fees	0.0	
Confidential Specialist Fees	0.0	
Outside Actuarial Costs	0.0	
Other Professional And Outside Services	0.0	
<b>Expenditure Category Total</b>	<b>0.0</b>	<b>0.0</b>
<hr/>		
Travel In-State	0.0	0.0
<b>Expenditure Category Total</b>	<b>0.0</b>	<b>0.0</b>
<hr/>		
Travel Out of State	0.0	0.0
<b>Expenditure Category Total</b>	<b>0.0</b>	<b>0.0</b>
<hr/>		
Food	0.0	0.0
<b>Expenditure Category Total</b>	<b>0.0</b>	<b>0.0</b>
<hr/>		
Aid to Organizations and Individuals	5,293.4	17,955.0

## Program Expenditure Schedule

<b>Agency:</b>	<b>Arizona Commerce Authority</b>
<b>Program:</b>	<b>SLI Arizona Competes Fund Deposit</b>

	FY 2022 Actual	FY 2023 Expd. Plan
<b>Expenditure Category Total</b>	<b>5,293.4</b>	<b>17,955.0</b>
<b>Non-Appropriated</b>		
CA2548-N Arizona Competes Fund (Non-Appropriated)	5,293.4	17,955.0
<b>Fund Source Total</b>	<b>5,293.4</b>	<b>17,955.0</b>

Other Operating Expenses		0.0
Other Operating Expenditures Budg Approp	0.0	
Other Operating Expenditures Excluded from Cost Allocati	0.0	
Risk Management Charges To State Agency	0.0	
Risk Management Deductible - Indemnity	0.0	
Risk Management Deductible - Legal	0.0	
Risk Management Deductible - Medical	0.0	
Risk Management Deductible - Other	0.0	
Gen Liab- Non Physical-Taxable- Self Ins	0.0	
Gross Proceeds Payments To Attorneys	0.0	
General Liability- Non-Taxable- Self Ins	0.0	
Medical Malpractice - Self-Insured	0.0	
Automobile Liability - Self Insured	0.0	
General Property Damage - Self- Insured	0.0	
Automobile Physical Damage-Self Insured	0.0	
Liability Insurance Premiums	0.0	
Property Insurance Premiums	0.0	
Workers Compensation Benefit Payments	0.0	
Self Insurance - Administrative Fees	0.0	
Self Insurance - Premiums	0.0	
Self Insurance - Claim Payments	0.0	
Self Insurance - Pharmacy Claims	0.0	
Premium Tax On Altcs	0.0	
Other Insurance-Related Charges	0.0	
Internal Service Data Processing	0.0	
Internal Service Data Proc- Pc/Lan	0.0	
External Programming-Mainframe/Legacy	0.0	
External Programming- Pc/Lan/Serv/Web	0.0	
External Data Entry	0.0	
Othr External Data Proc-Mainframe/Legacy	0.0	
Othr External Data Proc-Pc/Lan/Serv/Web	0.0	
Pmt for AFIS Development & Usage	0.0	
Internal Service Telecommunications	0.0	
External Telecom Long Distance-In-State	0.0	
External Telecom Long Distance-Out-State	0.0	
Other External Telecommunication Service	0.0	
Electricity	0.0	
Sanitation Waste Disposal	0.0	
Water	0.0	
Gas And Fuel Oil For Buildings	0.0	
Other Utilities	0.0	
Building Rent Charges To State Agencies	0.0	
Priv Lease To Own Bld Rent Chrgs To Agy	0.0	
Cert Of Part Bld Rent Chrgs To Agy	0.0	
Rental Of Land And Buildings	0.0	

## Program Expenditure Schedule

<b>Agency:</b>	<b>Arizona Commerce Authority</b>
<b>Program:</b>	<b>SLI Arizona Competes Fund Deposit</b>

	FY 2022 Actual	FY 2023 Expd. Plan
Rental Of Computer Equipment	0.0	
Rental Of Other Machinery And Equipment	0.0	
Miscellaneous Rent	0.0	
Interest On Overdue Payments	0.0	
All Other Interest Payments	0.0	
Internal Acct/Budg/Financial Svcs	0.0	
Other Internal Services	0.0	
Repair And Maintenance - Buildings	0.0	
Repair And Maintenance - Vehicles	0.0	
Repair And Maint - Mainframe And Legacy	0.0	
Repair And Maint-Pc/Lan/Serv/Web	0.0	
Repair And Maintenance - Other Equipment	0.0	
Other Repair And Maintenance	0.0	
Software Support And Maintenance	0.0	
Uniforms	0.0	
Inmate Clothing	0.0	
Security Supplies	0.0	
Office Supplies	0.0	
Computer Supplies	0.0	
Housekeeping Supplies	0.0	
Bedding And Bath Supplies	0.0	
Drugs And Medicine Supplies	0.0	
Medical Supplies	0.0	
Dental Supplies	0.0	
Automotive And Transportation Fuels	0.0	
Automotive Lubricants And Supplies	0.0	
Rpr And Maint Supplies-Not Auto Or Build	0.0	
Repair And Maintenance Supplies-Building	0.0	
Other Operating Supplies	0.0	
Publications	0.0	
Aggregate Withheld Or Paid Commissions	0.0	
Lottery Prizes	0.0	
Lottery Distribution Costs	0.0	
Material for Further Processing	0.0	
Other Resale Supplies	0.0	
Loss On Sales Of Capital Assets	0.0	
Loss on Sales of Investments	0.0	
Employee Tuition Reimbursement-Graduate	0.0	
Employee Tuition Reimb Under-Grad/Other	0.0	
Conference Registration-Attendance Fees	0.0	
Other Education And Training Costs	0.0	
Advertising	0.0	
Sponsorships	0.0	
Internal Printing	0.0	
External Printing	0.0	
Photography	0.0	
Postage And Delivery	0.0	
Document shredding and Destruction Services	0.0	
Translation and Sign Language Services	0.0	
Distribution To State Universities	0.0	
Other Intrastate Distributions	0.0	

## Program Expenditure Schedule

<b>Agency:</b>	<b>Arizona Commerce Authority</b>
<b>Program:</b>	<b>SLI Arizona Competes Fund Deposit</b>

	FY 2022 Actual	FY 2023 Expd. Plan
Awards	0.0	
Entertainment And Promotional Items	0.0	
Dues	0.0	
Books- Subscriptions And Publications	0.0	
Costs For Digital Image Or Microfilm	0.0	
Revolving Fund Advances	0.0	
Credit Card Fees Over Approved Limit	0.0	
Relief Bill Expenditures	0.0	
Surplus Property Distr To State Agencies	0.0	
Security Services	0.0	
Judgments - Damages	0.0	
ICA Payments to Claimants Confidential	0.0	
Jdgmnt-Confidential Restitution To Indiv	0.0	
Judgments - Non-Confidential Restitution	0.0	
Judgments - Punitive And Compensatory	0.0	
Pmts Made to Resolve/Disputes/Avoid Costs of Litigation	0.0	
Pmts For Contracted State Inmate Labor	0.0	
Payments To State Inmates	0.0	
Bad Debt Expense	0.0	
Interview Expense	0.0	
Employee Relocations-Nontaxable	0.0	
Employee Relocations-Taxable	0.0	
Non-Confidential Invest/Legal/Law Enf	0.0	
Conf/Sensitive Invest/Legal/Undercover	0.0	
Fingerprinting, Background Checks, Etc.	0.0	
Other Miscellaneous Operating	0.0	
<b>Expenditure Category Total</b>	<b>0.0</b>	<b>0.0</b>
<hr/>		
Current Year Expenditures		0.0
Capital Equipment Budget And Approp	0.0	
Vehicles Capital Purchase	0.0	
Vehicles Capital Leases	0.0	
Furniture Capital Purchase	0.0	
Depreciable Works Of Art & Hist Treas/Coll Capital Purcha	0.0	
Non Depr Works Of Art & Hist Treas/Coll Cap Purchase	0.0	
Furniture Capital Leases	0.0	
Computer Equipment Capital Purchase	0.0	
Computer Equipment Capital Lease	0.0	
Telecommunication Equip-Capital Purchase	0.0	
Telecommunication Equip-Capital Lease	0.0	
Other Equipment Capital Purchase	0.0	
Other Equipment Capital Leases	0.0	
Purchased Or Licensed Software-Website	0.0	
Internally Generated Software-Website	0.0	
Development in Progress	0.0	
Right-Of-Way/Easement/Extraction Rights	0.0	
Oth Int Assets purchased, licensed or internally generate	0.0	
Other intangible assets acquired by capital lease	0.0	
Other Capital Asset Purchases	0.0	
Leasehold Improvement-Capital Purchase	0.0	

## Program Expenditure Schedule

<b>Agency:</b>	<b>Arizona Commerce Authority</b>
<b>Program:</b>	<b>SLI Arizona Competes Fund Deposit</b>

	FY 2022 Actual	FY 2023 Expd. Plan
Other Capital Asset Leases	0.0	
Non-Capital Equip Budget And Approp	0.0	
Vehicles Non-Capital Purchase	0.0	
Vehicles Non-Capital Leases	0.0	
Furniture Non-Capital Purchase	0.0	
Works Of Art And Hist Treas-Non Capital	0.0	
Furniture Non-Capital Leases	0.0	
Computer Equipment Non-Capital Purchase	0.0	
Computer Equipment Non-Capital Lease	0.0	
Telecomm Equip Non-Capital Purchase	0.0	
Telecomm Equip Non-Capital Leases	0.0	
Other Equipment Non-Capital Purchase	0.0	
Weapons Non-Capital Purchase	0.0	
Other Equipment Non-Capital Lease	0.0	
Purchased Or Licensed Software/Website	0.0	
Internally Generated Software/Website	0.0	
LICENSES AND PERMITS	0.0	
Right-Of-Way/Easement/Extraction Exp	0.0	
Other Intangible Assets - Purchased, Licensed or Internall	0.0	
Noncapital Software/Web By Capital Lease	0.0	
Other Intangible Assets Acquired by Capital Lease	0.0	
Other Long Lived Tangible Assets to be Expenses	0.0	
Non-Capital Equipment Excluded from Cost Allocation	0.0	
<b>Expenditure Category Total</b>	<b>0.0</b>	<b>0.0</b>
<hr/>		
Capital Outlay	0.0	0.0
<b>Expenditure Category Total</b>	<b>0.0</b>	<b>0.0</b>
<hr/>		
Debt Service	0.0	0.0
<b>Expenditure Category Total</b>	<b>0.0</b>	<b>0.0</b>
<hr/>		
Cost Allocation	0.0	0.0
<b>Expenditure Category Total</b>	<b>0.0</b>	<b>0.0</b>
<hr/>		
Transfers	0.0	0.0
<b>Expenditure Category Total</b>	<b>0.0</b>	<b>0.0</b>
<hr/>		
<b>Appropriated</b>		
AA1000-A General Fund (Appropriated)	55,500.0	5,500.0
	<b>55,500.0</b>	<b>5,500.0</b>
<hr/>		
<b>Non-Appropriated</b>		
CA2548-N Arizona Competes Fund (Non-Appropriated)	(55,500.0)	(5,500.0)
	<b>(55,500.0)</b>	<b>(5,500.0)</b>
<b>Fund Source Total</b>	<b>0.0</b>	<b>0.0</b>



## Program Expenditure Schedule

<b>Agency:</b>	<b>Arizona Commerce Authority</b>
<b>Program:</b>	<b>SLI Rural Broadband Grants</b>

	FY 2022 Actual	FY 2023 Expd. Plan
FTE	0.0	0.0
<b>Expenditure Category Total</b>	<b>0.0</b>	<b>0.0</b>
<hr/>		
Personal Services	0.0	0.0
Boards and Commissions	0.0	0.0
<b>Expenditure Category Total</b>	<b>0.0</b>	<b>0.0</b>
<hr/>		
Employee Related Expenses	0.0	0.0
<b>Expenditure Category Total</b>	<b>0.0</b>	<b>0.0</b>
<hr/>		
Professional and Outside Services		0.0
External Prof/Outside Serv Budg And Appn	0.0	
External Investment Services	0.0	
Other External Financial Services	0.0	
Attorney General Legal Services	0.0	
External Legal Services	0.0	
External Engineer/Architect Cost - Exp	0.0	
External Engineer/Architect Cost- Cap	0.0	
Other Design	0.0	
Temporary Agency Services	0.0	
Hospital Services	0.0	
Other Medical Services	0.0	
Institutional Care	0.0	
Education And Training	0.0	
Vendor Travel	0.0	
Professional & Outside Services Excluded from Cost Alloca	0.0	
Vendor Travel - Non Reportable	0.0	
External Telecom Consulting Services	0.0	
Costs related to those in custody of the State	0.0	
Non - Confidential Specialist Fees	0.0	
Confidential Specialist Fees	0.0	
Outside Actuarial Costs	0.0	
Other Professional And Outside Services	0.0	
<b>Expenditure Category Total</b>	<b>0.0</b>	<b>0.0</b>
<hr/>		
Travel In-State	0.0	0.0
<b>Expenditure Category Total</b>	<b>0.0</b>	<b>0.0</b>
<hr/>		
Travel Out of State	0.0	0.0
<b>Expenditure Category Total</b>	<b>0.0</b>	<b>0.0</b>
<hr/>		
Food	0.0	0.0
<b>Expenditure Category Total</b>	<b>0.0</b>	<b>0.0</b>
<hr/>		
Aid to Organizations and Individuals	1,810.5	0.6

## Program Expenditure Schedule

<b>Agency:</b>	<b>Arizona Commerce Authority</b>
<b>Program:</b>	<b>SLI Rural Broadband Grants</b>

	FY 2022 Actual	FY 2023 Expd. Plan
<b>Expenditure Category Total</b>	<b>1,810.5</b>	<b>0.6</b>
<b>Non-Appropriated</b>		
CA1006-N Rural Broadband Grants (Non-Appropriated)	1,810.5	0.6
<b>Fund Source Total</b>	<b>1,810.5</b>	<b>0.6</b>

---

Other Operating Expenses		0.0
Other Operating Expenditures Budg Approp	0.0	
Other Operating Expenditures Excluded from Cost Allocati	0.0	
Risk Management Charges To State Agency	0.0	
Risk Management Deductible - Indemnity	0.0	
Risk Management Deductible - Legal	0.0	
Risk Management Deductible - Medical	0.0	
Risk Management Deductible - Other	0.0	
Gen Liab- Non Physical-Taxable- Self Ins	0.0	
Gross Proceeds Payments To Attorneys	0.0	
General Liability- Non-Taxable- Self Ins	0.0	
Medical Malpractice - Self-Insured	0.0	
Automobile Liability - Self Insured	0.0	
General Property Damage - Self- Insured	0.0	
Automobile Physical Damage-Self Insured	0.0	
Liability Insurance Premiums	0.0	
Property Insurance Premiums	0.0	
Workers Compensation Benefit Payments	0.0	
Self Insurance - Administrative Fees	0.0	
Self Insurance - Premiums	0.0	
Self Insurance - Claim Payments	0.0	
Self Insurance - Pharmacy Claims	0.0	
Premium Tax On Altcs	0.0	
Other Insurance-Related Charges	0.0	
Internal Service Data Processing	0.0	
Internal Service Data Proc- Pc/Lan	0.0	
External Programming-Mainframe/Legacy	0.0	
External Programming- Pc/Lan/Serv/Web	0.0	
External Data Entry	0.0	
Othr External Data Proc-Mainframe/Legacy	0.0	
Othr External Data Proc-Pc/Lan/Serv/Web	0.0	
Pmt for AFIS Development & Usage	0.0	
Internal Service Telecommunications	0.0	
External Telecom Long Distance-In-State	0.0	
External Telecom Long Distance-Out-State	0.0	
Other External Telecommunication Service	0.0	
Electricity	0.0	
Sanitation Waste Disposal	0.0	
Water	0.0	
Gas And Fuel Oil For Buildings	0.0	
Other Utilities	0.0	
Building Rent Charges To State Agencies	0.0	
Priv Lease To Own Bld Rent Chrgs To Agy	0.0	
Cert Of Part Bld Rent Chrgs To Agy	0.0	
Rental Of Land And Buildings	0.0	

## Program Expenditure Schedule

<b>Agency:</b>	<b>Arizona Commerce Authority</b>
<b>Program:</b>	<b>SLI Rural Broadband Grants</b>

	FY 2022 Actual	FY 2023 Expd. Plan
Rental Of Computer Equipment	0.0	
Rental Of Other Machinery And Equipment	0.0	
Miscellaneous Rent	0.0	
Interest On Overdue Payments	0.0	
All Other Interest Payments	0.0	
Internal Acct/Budg/Financial Svcs	0.0	
Other Internal Services	0.0	
Repair And Maintenance - Buildings	0.0	
Repair And Maintenance - Vehicles	0.0	
Repair And Maint - Mainframe And Legacy	0.0	
Repair And Maint-Pc/Lan/Serv/Web	0.0	
Repair And Maintenance - Other Equipment	0.0	
Other Repair And Maintenance	0.0	
Software Support And Maintenance	0.0	
Uniforms	0.0	
Inmate Clothing	0.0	
Security Supplies	0.0	
Office Supplies	0.0	
Computer Supplies	0.0	
Housekeeping Supplies	0.0	
Bedding And Bath Supplies	0.0	
Drugs And Medicine Supplies	0.0	
Medical Supplies	0.0	
Dental Supplies	0.0	
Automotive And Transportation Fuels	0.0	
Automotive Lubricants And Supplies	0.0	
Rpr And Maint Supplies-Not Auto Or Build	0.0	
Repair And Maintenance Supplies-Building	0.0	
Other Operating Supplies	0.0	
Publications	0.0	
Aggregate Withheld Or Paid Commissions	0.0	
Lottery Prizes	0.0	
Lottery Distribution Costs	0.0	
Material for Further Processing	0.0	
Other Resale Supplies	0.0	
Loss On Sales Of Capital Assets	0.0	
Loss on Sales of Investments	0.0	
Employee Tuition Reimbursement-Graduate	0.0	
Employee Tuition Reimb Under-Grad/Other	0.0	
Conference Registration-Attendance Fees	0.0	
Other Education And Training Costs	0.0	
Advertising	0.0	
Sponsorships	0.0	
Internal Printing	0.0	
External Printing	0.0	
Photography	0.0	
Postage And Delivery	0.0	
Document shredding and Destruction Services	0.0	
Translation and Sign Language Services	0.0	
Distribution To State Universities	0.0	
Other Intrastate Distributions	0.0	

## Program Expenditure Schedule

<b>Agency:</b>	<b>Arizona Commerce Authority</b>
<b>Program:</b>	<b>SLI Rural Broadband Grants</b>

	FY 2022 Actual	FY 2023 Expd. Plan
Awards	0.0	
Entertainment And Promotional Items	0.0	
Dues	0.0	
Books- Subscriptions And Publications	0.0	
Costs For Digital Image Or Microfilm	0.0	
Revolving Fund Advances	0.0	
Credit Card Fees Over Approved Limit	0.0	
Relief Bill Expenditures	0.0	
Surplus Property Distr To State Agencies	0.0	
Security Services	0.0	
Judgments - Damages	0.0	
ICA Payments to Claimants Confidential	0.0	
Jdgmnt-Confidential Restitution To Indiv	0.0	
Judgments - Non-Confidential Restitution	0.0	
Judgments - Punitive And Compensatory	0.0	
Pmts Made to Resolve/Disputes/Avoid Costs of Litigation	0.0	
Pmts For Contracted State Inmate Labor	0.0	
Payments To State Inmates	0.0	
Bad Debt Expense	0.0	
Interview Expense	0.0	
Employee Relocations-Nontaxable	0.0	
Employee Relocations-Taxable	0.0	
Non-Confidential Invest/Legal/Law Enf	0.0	
Conf/Sensitive Invest/Legal/Undercover	0.0	
Fingerprinting, Background Checks, Etc.	0.0	
Other Miscellaneous Operating	0.0	
<b>Expenditure Category Total</b>	<b>0.0</b>	<b>0.0</b>

Current Year Expenditures		0.0
Capital Equipment Budget And Approp	0.0	
Vehicles Capital Purchase	0.0	
Vehicles Capital Leases	0.0	
Furniture Capital Purchase	0.0	
Depreciable Works Of Art & Hist Treas/Coll Capital Purcha	0.0	
Non Depr Works Of Art & Hist Treas/Coll Cap Purchase	0.0	
Furniture Capital Leases	0.0	
Computer Equipment Capital Purchase	0.0	
Computer Equipment Capital Lease	0.0	
Telecommunication Equip-Capital Purchase	0.0	
Telecommunication Equip-Capital Lease	0.0	
Other Equipment Capital Purchase	0.0	
Other Equipment Capital Leases	0.0	
Purchased Or Licensed Software-Website	0.0	
Internally Generated Software-Website	0.0	
Development in Progress	0.0	
Right-Of-Way/Easement/Extraction Rights	0.0	
Oth Int Assets purchased, licensed or internally generate	0.0	
Other intangible assets acquired by capital lease	0.0	
Other Capital Asset Purchases	0.0	
Leasehold Improvement-Capital Purchase	0.0	

## Program Expenditure Schedule

<b>Agency:</b>	<b>Arizona Commerce Authority</b>
<b>Program:</b>	<b>SLI Rural Broadband Grants</b>

	FY 2022 Actual	FY 2023 Expd. Plan
Other Capital Asset Leases	0.0	
Non-Capital Equip Budget And Approp	0.0	
Vehicles Non-Capital Purchase	0.0	
Vehicles Non-Capital Leases	0.0	
Furniture Non-Capital Purchase	0.0	
Works Of Art And Hist Treas-Non Capital	0.0	
Furniture Non-Capital Leases	0.0	
Computer Equipment Non-Capital Purchase	0.0	
Computer Equipment Non-Capital Lease	0.0	
Telecomm Equip Non-Capital Purchase	0.0	
Telecomm Equip Non-Capital Leases	0.0	
Other Equipment Non-Capital Purchase	0.0	
Weapons Non-Capital Purchase	0.0	
Other Equipment Non-Capital Lease	0.0	
Purchased Or Licensed Software/Website	0.0	
Internally Generated Software/Website	0.0	
LICENSES AND PERMITS	0.0	
Right-Of-Way/Easement/Extraction Exp	0.0	
Other Intangible Assets - Purchased, Licensed or Internall	0.0	
Noncapital Software/Web By Capital Lease	0.0	
Other Intangible Assets Acquired by Capital Lease	0.0	
Other Long Lived Tangible Assets to be Expenses	0.0	
Non-Capital Equipment Excluded from Cost Allocation	0.0	
<b>Expenditure Category Total</b>	<b>0.0</b>	<b>0.0</b>
<hr/>		
Capital Outlay	0.0	0.0
<b>Expenditure Category Total</b>	<b>0.0</b>	<b>0.0</b>
<hr/>		
Debt Service	0.0	0.0
<b>Expenditure Category Total</b>	<b>0.0</b>	<b>0.0</b>
<hr/>		
Cost Allocation	0.0	0.0
<b>Expenditure Category Total</b>	<b>0.0</b>	<b>0.0</b>
<hr/>		
Transfers	0.0	0.0
<b>Expenditure Category Total</b>	<b>0.0</b>	<b>0.0</b>
<hr/>		

## Program Expenditure Schedule

<b>Agency:</b>	<b>Arizona Commerce Authority</b>
<b>Program:</b>	<b>SLI Blockchain/wearable research</b>

	FY 2022 Actual	FY 2023 Expd. Plan
FTE	0.0	0.0
<b>Expenditure Category Total</b>	<b>0.0</b>	<b>0.0</b>
<hr/>		
Personal Services	0.0	0.0
Boards and Commissions	0.0	0.0
<b>Expenditure Category Total</b>	<b>0.0</b>	<b>0.0</b>
<hr/>		
Employee Related Expenses	0.0	0.0
<b>Expenditure Category Total</b>	<b>0.0</b>	<b>0.0</b>
<hr/>		
Professional and Outside Services		0.0
External Prof/Outside Serv Budg And Appn	0.0	
External Investment Services	0.0	
Other External Financial Services	0.0	
Attorney General Legal Services	0.0	
External Legal Services	0.0	
External Engineer/Architect Cost - Exp	0.0	
External Engineer/Architect Cost- Cap	0.0	
Other Design	0.0	
Temporary Agency Services	0.0	
Hospital Services	0.0	
Other Medical Services	0.0	
Institutional Care	0.0	
Education And Training	0.0	
Vendor Travel	0.0	
Professional & Outside Services Excluded from Cost Alloca	0.0	
Vendor Travel - Non Reportable	0.0	
External Telecom Consulting Services	0.0	
Costs related to those in custody of the State	0.0	
Non - Confidential Specialist Fees	0.0	
Confidential Specialist Fees	0.0	
Outside Actuarial Costs	0.0	
Other Professional And Outside Services	0.0	
<b>Expenditure Category Total</b>	<b>0.0</b>	<b>0.0</b>
<hr/>		
Travel In-State	0.0	0.0
<b>Expenditure Category Total</b>	<b>0.0</b>	<b>0.0</b>
<hr/>		
Travel Out of State	0.0	0.0
<b>Expenditure Category Total</b>	<b>0.0</b>	<b>0.0</b>
<hr/>		
Food	0.0	0.0
<b>Expenditure Category Total</b>	<b>0.0</b>	<b>0.0</b>
<hr/>		
Aid to Organizations and Individuals	2,750.0	5,150.0

## Program Expenditure Schedule

<b>Agency:</b>	<b>Arizona Commerce Authority</b>
<b>Program:</b>	<b>SLI Blockchain/wearable research</b>

	<b>FY 2022 Actual</b>	<b>FY 2023 Expd. Plan</b>
<b>Expenditure Category Total</b>	<b>2,750.0</b>	<b>5,150.0</b>
<b>Non-Appropriated</b>		
CA1016-N Blockchain/Wearables Fund (Non-Appropriated)	2,750.0	5,150.0
<b>Fund Source Total</b>	<b>2,750.0</b>	<b>5,150.0</b>

Other Operating Expenses		0.0
Other Operating Expenditures Budg Approp	0.0	
Other Operating Expenditures Excluded from Cost Allocati	0.0	
Risk Management Charges To State Agency	0.0	
Risk Management Deductible - Indemnity	0.0	
Risk Management Deductible - Legal	0.0	
Risk Management Deductible - Medical	0.0	
Risk Management Deductible - Other	0.0	
Gen Liab- Non Physical-Taxable- Self Ins	0.0	
Gross Proceeds Payments To Attorneys	0.0	
General Liability- Non-Taxable- Self Ins	0.0	
Medical Malpractice - Self-Insured	0.0	
Automobile Liability - Self Insured	0.0	
General Property Damage - Self- Insured	0.0	
Automobile Physical Damage-Self Insured	0.0	
Liability Insurance Premiums	0.0	
Property Insurance Premiums	0.0	
Workers Compensation Benefit Payments	0.0	
Self Insurance - Administrative Fees	0.0	
Self Insurance - Premiums	0.0	
Self Insurance - Claim Payments	0.0	
Self Insurance - Pharmacy Claims	0.0	
Premium Tax On Altcs	0.0	
Other Insurance-Related Charges	0.0	
Internal Service Data Processing	0.0	
Internal Service Data Proc- Pc/Lan	0.0	
External Programming-Mainframe/Legacy	0.0	
External Programming- Pc/Lan/Serv/Web	0.0	
External Data Entry	0.0	
Othr External Data Proc-Mainframe/Legacy	0.0	
Othr External Data Proc-Pc/Lan/Serv/Web	0.0	
Pmt for AFIS Development & Usage	0.0	
Internal Service Telecommunications	0.0	
External Telecom Long Distance-In-State	0.0	
External Telecom Long Distance-Out-State	0.0	
Other External Telecommunication Service	0.0	
Electricity	0.0	
Sanitation Waste Disposal	0.0	
Water	0.0	
Gas And Fuel Oil For Buildings	0.0	
Other Utilities	0.0	
Building Rent Charges To State Agencies	0.0	
Priv Lease To Own Bld Rent Chrgs To Agy	0.0	
Cert Of Part Bld Rent Chrgs To Agy	0.0	
Rental Of Land And Buildings	0.0	

## Program Expenditure Schedule

<b>Agency:</b>	<b>Arizona Commerce Authority</b>
<b>Program:</b>	<b>SLI Blockchain/wearable research</b>

	FY 2022 Actual	FY 2023 Expd. Plan
Rental Of Computer Equipment	0.0	
Rental Of Other Machinery And Equipment	0.0	
Miscellaneous Rent	0.0	
Interest On Overdue Payments	0.0	
All Other Interest Payments	0.0	
Internal Acct/Budg/Financial Svcs	0.0	
Other Internal Services	0.0	
Repair And Maintenance - Buildings	0.0	
Repair And Maintenance - Vehicles	0.0	
Repair And Maint - Mainframe And Legacy	0.0	
Repair And Maint-Pc/Lan/Serv/Web	0.0	
Repair And Maintenance - Other Equipment	0.0	
Other Repair And Maintenance	0.0	
Software Support And Maintenance	0.0	
Uniforms	0.0	
Inmate Clothing	0.0	
Security Supplies	0.0	
Office Supplies	0.0	
Computer Supplies	0.0	
Housekeeping Supplies	0.0	
Bedding And Bath Supplies	0.0	
Drugs And Medicine Supplies	0.0	
Medical Supplies	0.0	
Dental Supplies	0.0	
Automotive And Transportation Fuels	0.0	
Automotive Lubricants And Supplies	0.0	
Rpr And Maint Supplies-Not Auto Or Build	0.0	
Repair And Maintenance Supplies-Building	0.0	
Other Operating Supplies	0.0	
Publications	0.0	
Aggregate Withheld Or Paid Commissions	0.0	
Lottery Prizes	0.0	
Lottery Distribution Costs	0.0	
Material for Further Processing	0.0	
Other Resale Supplies	0.0	
Loss On Sales Of Capital Assets	0.0	
Loss on Sales of Investments	0.0	
Employee Tuition Reimbursement-Graduate	0.0	
Employee Tuition Reimb Under-Grad/Other	0.0	
Conference Registration-Attendance Fees	0.0	
Other Education And Training Costs	0.0	
Advertising	0.0	
Sponsorships	0.0	
Internal Printing	0.0	
External Printing	0.0	
Photography	0.0	
Postage And Delivery	0.0	
Document shredding and Destruction Services	0.0	
Translation and Sign Language Services	0.0	
Distribution To State Universities	0.0	
Other Intrastate Distributions	0.0	



## Program Expenditure Schedule

<b>Agency:</b>	<b>Arizona Commerce Authority</b>
<b>Program:</b>	<b>SLI Blockchain/wearable research</b>

	FY 2022 Actual	FY 2023 Expd. Plan
Awards	0.0	
Entertainment And Promotional Items	0.0	
Dues	0.0	
Books- Subscriptions And Publications	0.0	
Costs For Digital Image Or Microfilm	0.0	
Revolving Fund Advances	0.0	
Credit Card Fees Over Approved Limit	0.0	
Relief Bill Expenditures	0.0	
Surplus Property Distr To State Agencies	0.0	
Security Services	0.0	
Judgments - Damages	0.0	
ICA Payments to Claimants Confidential	0.0	
Jdgmnt-Confidential Restitution To Indiv	0.0	
Judgments - Non-Confidential Restitution	0.0	
Judgments - Punitive And Compensatory	0.0	
Pmts Made to Resolve/Disputes/Avoid Costs of Litigation	0.0	
Pmts For Contracted State Inmate Labor	0.0	
Payments To State Inmates	0.0	
Bad Debt Expense	0.0	
Interview Expense	0.0	
Employee Relocations-Nontaxable	0.0	
Employee Relocations-Taxable	0.0	
Non-Confidential Invest/Legal/Law Enf	0.0	
Conf/Sensitive Invest/Legal/Undercover	0.0	
Fingerprinting, Background Checks, Etc.	0.0	
Other Miscellaneous Operating	0.0	
<b>Expenditure Category Total</b>	<b>0.0</b>	<b>0.0</b>
<hr/>		
Current Year Expenditures		0.0
Capital Equipment Budget And Approp	0.0	
Vehicles Capital Purchase	0.0	
Vehicles Capital Leases	0.0	
Furniture Capital Purchase	0.0	
Depreciable Works Of Art & Hist Treas/Coll Capital Purcha	0.0	
Non Depr Works Of Art & Hist Treas/Coll Cap Purchase	0.0	
Furniture Capital Leases	0.0	
Computer Equipment Capital Purchase	0.0	
Computer Equipment Capital Lease	0.0	
Telecommunication Equip-Capital Purchase	0.0	
Telecommunication Equip-Capital Lease	0.0	
Other Equipment Capital Purchase	0.0	
Other Equipment Capital Leases	0.0	
Purchased Or Licensed Software-Website	0.0	
Internally Generated Software-Website	0.0	
Development in Progress	0.0	
Right-Of-Way/Easement/Extraction Rights	0.0	
Oth Int Assets purchased, licensed or internally generate	0.0	
Other intangible assets acquired by capital lease	0.0	
Other Capital Asset Purchases	0.0	
Leasehold Improvement-Capital Purchase	0.0	

## Program Expenditure Schedule

<b>Agency:</b>	<b>Arizona Commerce Authority</b>	
<b>Program:</b>	<b>SLI Blockchain/wearable research</b>	
	<u>FY 2022 Actual</u>	<u>FY 2023 Expd. Plan</u>
Other Capital Asset Leases	0.0	
Non-Capital Equip Budget And Approp	0.0	
Vehicles Non-Capital Purchase	0.0	
Vehicles Non-Capital Leases	0.0	
Furniture Non-Capital Purchase	0.0	
Works Of Art And Hist Treas-Non Capital	0.0	
Furniture Non-Capital Leases	0.0	
Computer Equipment Non-Capital Purchase	0.0	
Computer Equipment Non-Capital Lease	0.0	
Telecomm Equip Non-Capital Purchase	0.0	
Telecomm Equip Non-Capital Leases	0.0	
Other Equipment Non-Capital Purchase	0.0	
Weapons Non-Capital Purchase	0.0	
Other Equipment Non-Capital Lease	0.0	
Purchased Or Licensed Software/Website	0.0	
Internally Generated Software/Website	0.0	
LICENSES AND PERMITS	0.0	
Right-Of-Way/Easement/Extraction Exp	0.0	
Other Intangible Assets - Purchased, Licensed or Internall	0.0	
Noncapital Software/Web By Capital Lease	0.0	
Other Intangible Assets Acquired by Capital Lease	0.0	
Other Long Lived Tangible Assets to be Expenses	0.0	
Non-Capital Equipment Excluded from Cost Allocation	0.0	
<b>Expenditure Category Total</b>	<b>0.0</b>	<b>0.0</b>
<hr/>		
Capital Outlay	0.0	0.0
<b>Expenditure Category Total</b>	<b>0.0</b>	<b>0.0</b>
<hr/>		
Debt Service	0.0	0.0
<b>Expenditure Category Total</b>	<b>0.0</b>	<b>0.0</b>
<hr/>		
Cost Allocation	0.0	0.0
<b>Expenditure Category Total</b>	<b>0.0</b>	<b>0.0</b>
<hr/>		
Transfers	0.0	0.0
<b>Expenditure Category Total</b>	<b>0.0</b>	<b>0.0</b>
<hr/>		
<b>Appropriated</b>		
AA1000-A General Fund (Appropriated)	5,000.0	0.0
AD2531-A State Web Portal Fund (Appropriated)	0.0	5,000.0
	<b>5,000.0</b>	<b>5,000.0</b>
<hr/>		
<b>Non-Appropriated</b>		
CA1016-N Blockchain/Wearables Fund (Non-Appropriated)	(5,000.0)	(5,000.0)
	<b>(5,000.0)</b>	<b>(5,000.0)</b>
<b>Fund Source Total</b>	<b>0.0</b>	<b>0.0</b>

## Program Expenditure Schedule

<b>Agency:</b>	<b>Arizona Commerce Authority</b>
<b>Program:</b>	<b>SLI Frankfurt, Germany trade office</b>

	FY 2022 Actual	FY 2023 Expd. Plan
FTE	0.0	0.0
<b>Expenditure Category Total</b>	<b>0.0</b>	<b>0.0</b>
<hr/>		
Personal Services	0.0	23.1
Boards and Commissions	0.0	0.0
<b>Expenditure Category Total</b>	<b>0.0</b>	<b>23.1</b>
<b>Non-Appropriated</b>		
CA1023-N Frankfurt Germany Trade Office Fund (Non-Appropriated)	0.0	23.1
<b>Fund Source Total</b>	<b>0.0</b>	<b>23.1</b>
<hr/>		
Employee Related Expenses	0.0	6.6
<b>Expenditure Category Total</b>	<b>0.0</b>	<b>6.6</b>
<b>Non-Appropriated</b>		
CA1023-N Frankfurt Germany Trade Office Fund (Non-Appropriated)	0.0	6.6
<b>Fund Source Total</b>	<b>0.0</b>	<b>6.6</b>
<hr/>		
Professional and Outside Services		210.0
External Prof/Outside Serv Budg And Appn	0.0	
External Investment Services	0.0	
Other External Financial Services	0.0	
Attorney General Legal Services	0.0	
External Legal Services	0.0	
External Engineer/Architect Cost - Exp	0.0	
External Engineer/Architect Cost- Cap	0.0	
Other Design	0.0	
Temporary Agency Services	0.0	
Hospital Services	0.0	
Other Medical Services	0.0	
Institutional Care	0.0	
Education And Training	0.0	
Vendor Travel	0.1	
Professional & Outside Services Excluded from Cost Alloca	0.0	
Vendor Travel - Non Reportable	0.0	
External Telecom Consulting Services	0.0	
Costs related to those in custody of the State	0.0	
Non - Confidential Specialist Fees	0.0	
Confidential Specialist Fees	0.0	
Outside Actuarial Costs	0.0	
Other Professional And Outside Services	79.8	
<b>Expenditure Category Total</b>	<b>79.9</b>	<b>210.0</b>
<b>Non-Appropriated</b>		
CA1023-N Frankfurt Germany Trade Office Fund (Non-Appropriated)	79.9	210.0
<b>Fund Source Total</b>	<b>79.9</b>	<b>210.0</b>
<hr/>		
Travel In-State	0.1	3.6

## Program Expenditure Schedule

<b>Agency:</b>	<b>Arizona Commerce Authority</b>
<b>Program:</b>	<b>SLI Frankfurt, Germany trade office</b>

	FY 2022 Actual	FY 2023 Expd. Plan
<b>Expenditure Category Total</b>	<b>0.1</b>	<b>3.6</b>
<b>Non-Appropriated</b>		
CA1023-N Frankfurt Germany Trade Office Fund (Non-Appropriated)	0.1	3.6
<b>Fund Source Total</b>	<b>0.1</b>	<b>3.6</b>
<hr/>		
Travel Out of State	9.0	40.6
<b>Expenditure Category Total</b>	<b>9.0</b>	<b>40.6</b>
<b>Non-Appropriated</b>		
CA1023-N Frankfurt Germany Trade Office Fund (Non-Appropriated)	9.0	40.6
<b>Fund Source Total</b>	<b>9.0</b>	<b>40.6</b>
<hr/>		
Food	0.0	0.0
<b>Expenditure Category Total</b>	<b>0.0</b>	<b>0.0</b>
<hr/>		
Aid to Organizations and Individuals	0.0	0.0
<b>Expenditure Category Total</b>	<b>0.0</b>	<b>0.0</b>
<hr/>		
Other Operating Expenses		216.1
Other Operating Expenditures Budg Approp	0.0	
Other Operating Expenditures Excluded from Cost Allocati	0.0	
Risk Management Charges To State Agency	0.0	
Risk Management Deductible - Indemnity	0.0	
Risk Management Deductible - Legal	0.0	
Risk Management Deductible - Medical	0.0	
Risk Management Deductible - Other	0.0	
Gen Liab- Non Physical-Taxable- Self Ins	0.0	
Gross Proceeds Payments To Attorneys	0.0	
General Liability- Non-Taxable- Self Ins	0.0	
Medical Malpractice - Self-Insured	0.0	
Automobile Liability - Self Insured	0.0	
General Property Damage - Self- Insured	0.0	
Automobile Physical Damage-Self Insured	0.0	
Liability Insurance Premiums	0.0	
Property Insurance Premiums	0.0	
Workers Compensation Benefit Payments	0.0	
Self Insurance - Administrative Fees	0.0	
Self Insurance - Premiums	0.0	
Self Insurance - Claim Payments	0.0	
Self Insurance - Pharmacy Claims	0.0	
Premium Tax On Altcs	0.0	
Other Insurance-Related Charges	0.0	
Internal Service Data Processing	0.0	
Internal Service Data Proc- Pc/Lan	0.0	
External Programming-Mainframe/Legacy	0.0	
External Programming- Pc/Lan/Serv/Web	0.0	
External Data Entry	0.0	
Othr External Data Proc-Mainframe/Legacy	0.0	
Othr External Data Proc-Pc/Lan/Serv/Web	0.0	

## Program Expenditure Schedule

<b>Agency:</b>	<b>Arizona Commerce Authority</b>
<b>Program:</b>	<b>SLI Frankfurt, Germany trade office</b>

	FY 2022 Actual	FY 2023 Expd. Plan
Pmt for AFIS Development & Usage	0.0	
Internal Service Telecommunications	0.0	
External Telecom Long Distance-In-State	0.0	
External Telecom Long Distance-Out-State	0.0	
Other External Telecommunication Service	0.0	
Electricity	0.0	
Sanitation Waste Disposal	0.0	
Water	0.0	
Gas And Fuel Oil For Buildings	0.0	
Other Utilities	0.0	
Building Rent Charges To State Agencies	0.0	
Priv Lease To Own Bld Rent Chrgs To Agy	0.0	
Cert Of Part Bld Rent Chrgs To Agy	0.0	
Rental Of Land And Buildings	0.0	
Rental Of Computer Equipment	0.0	
Rental Of Other Machinery And Equipment	0.0	
Miscellaneous Rent	155.7	
Interest On Overdue Payments	0.0	
All Other Interest Payments	0.0	
Internal Acct/Budg/Financial Svcs	0.0	
Other Internal Services	0.0	
Repair And Maintenance - Buildings	0.0	
Repair And Maintenance - Vehicles	0.0	
Repair And Maint - Mainframe And Legacy	0.0	
Repair And Maint-Pc/Lan/Serv/Web	0.0	
Repair And Maintenance - Other Equipment	0.0	
Other Repair And Maintenance	0.0	
Software Support And Maintenance	0.0	
Uniforms	0.0	
Inmate Clothing	0.0	
Security Supplies	0.0	
Office Supplies	0.0	
Computer Supplies	0.0	
Housekeeping Supplies	0.0	
Bedding And Bath Supplies	0.0	
Drugs And Medicine Supplies	0.0	
Medical Supplies	0.0	
Dental Supplies	0.0	
Automotive And Transportation Fuels	0.0	
Automotive Lubricants And Supplies	0.0	
Rpr And Maint Supplies-Not Auto Or Build	0.0	
Repair And Maintenance Supplies-Building	0.0	
Other Operating Supplies	0.0	
Publications	0.0	
Aggregate Withheld Or Paid Commissions	0.0	
Lottery Prizes	0.0	
Lottery Distribution Costs	0.0	
Material for Further Processing	0.0	
Other Resale Supplies	0.0	
Loss On Sales Of Capital Assets	0.0	
Loss on Sales of Investments	0.0	

## Program Expenditure Schedule

<b>Agency:</b>	<b>Arizona Commerce Authority</b>
<b>Program:</b>	<b>SLI Frankfurt, Germany trade office</b>

	FY 2022 Actual	FY 2023 Expd. Plan
Employee Tuition Reimbursement-Graduate	0.0	
Employee Tuition Reimb Under-Grad/Other	0.0	
Conference Registration-Attendance Fees	1.4	
Other Education And Training Costs	0.0	
Advertising	0.0	
Sponsorships	0.0	
Internal Printing	0.3	
External Printing	0.0	
Photography	0.0	
Postage And Delivery	0.0	
Document shredding and Destruction Services	0.0	
Translation and Sign Language Services	0.0	
Distribution To State Universities	0.0	
Other Intrastate Distributions	0.0	
Awards	0.0	
Entertainment And Promotional Items	0.1	
Dues	3.5	
Books- Subscriptions And Publications	0.0	
Costs For Digital Image Or Microfilm	0.0	
Revolving Fund Advances	0.0	
Credit Card Fees Over Approved Limit	0.0	
Relief Bill Expenditures	0.0	
Surplus Property Distr To State Agencies	0.0	
Security Services	0.0	
Judgments - Damages	0.0	
ICA Payments to Claimants Confidential	0.0	
Jdgmnt-Confidential Restitution To Indiv	0.0	
Judgments - Non-Confidential Restitution	0.0	
Judgments - Punitive And Compensatory	0.0	
Pmts Made to Resolve/Disputes/Avoid Costs of Litigation	0.0	
Pmts For Contracted State Inmate Labor	0.0	
Payments To State Inmates	0.0	
Bad Debt Expense	0.0	
Interview Expense	0.0	
Employee Relocations-Nontaxable	0.0	
Employee Relocations-Taxable	0.0	
Non-Confidential Invest/Legal/Law Enf	0.0	
Conf/Sensitive Invest/Legal/Undercover	0.0	
Fingerprinting, Background Checks, Etc.	0.0	
Other Miscellaneous Operating	0.0	
<b>Expenditure Category Total</b>	<b>161.0</b>	<b>216.1</b>
<b>Non-Appropriated</b>		
CA1023-N Frankfurt Germany Trade Office Fund (Non-Appropriated)	161.0	216.1
<b>Fund Source Total</b>	<b>161.0</b>	<b>216.1</b>
<hr/>		
Current Year Expenditures		0.0
Capital Equipment Budget And Approp	0.0	
Vehicles Capital Purchase	0.0	
Vehicles Capital Leases	0.0	
Furniture Capital Purchase	0.0	

## Program Expenditure Schedule

<b>Agency:</b>	<b>Arizona Commerce Authority</b>
<b>Program:</b>	<b>SLI Frankfurt, Germany trade office</b>

	FY 2022 Actual	FY 2023 Expd. Plan
Depreciable Works Of Art & Hist Treas/Coll Capital Purcha	0.0	
Non Depr Works Of Art & Hist Treas/Coll Cap Purchase	0.0	
Furniture Capital Leases	0.0	
Computer Equipment Capital Purchase	0.0	
Computer Equipment Capital Lease	0.0	
Telecommunication Equip-Capital Purchase	0.0	
Telecommunication Equip-Capital Lease	0.0	
Other Equipment Capital Purchase	0.0	
Other Equipment Capital Leases	0.0	
Purchased Or Licensed Software-Website	0.0	
Internally Generated Software-Website	0.0	
Development in Progress	0.0	
Right-Of-Way/Easement/Extraction Rights	0.0	
Oth Int Assets purchased, licensed or internally generate	0.0	
Other intangible assets acquired by capital lease	0.0	
Other Capital Asset Purchases	0.0	
Leasehold Improvement-Capital Purchase	0.0	
Other Capital Asset Leases	0.0	
Non-Capital Equip Budget And Approp	0.0	
Vehicles Non-Capital Purchase	0.0	
Vehicles Non-Capital Leases	0.0	
Furniture Non-Capital Purchase	0.0	
Works Of Art And Hist Treas-Non Capital	0.0	
Furniture Non-Capital Leases	0.0	
Computer Equipment Non-Capital Purchase	0.0	
Computer Equipment Non-Capital Lease	0.0	
Telecomm Equip Non-Capital Purchase	0.0	
Telecomm Equip Non-Capital Leases	0.0	
Other Equipment Non-Capital Purchase	0.0	
Weapons Non-Capital Purchase	0.0	
Other Equipment Non-Capital Lease	0.0	
Purchased Or Licensed Software/Website	0.0	
Internally Generated Software/Website	0.0	
LICENSES AND PERMITS	0.0	
Right-Of-Way/Easement/Extraction Exp	0.0	
Other Intangible Assets - Purchased, Licensed or Internall	0.0	
Noncapital Software/Web By Capital Lease	0.0	
Other Intangible Assets Acquired by Capital Lease	0.0	
Other Long Lived Tangible Assets to be Expenses	0.0	
Non-Capital Equipment Excluded from Cost Allocation	0.0	
<b>Expenditure Category Total</b>	<b>0.0</b>	<b>0.0</b>
<hr/>		
Capital Outlay	0.0	0.0
<b>Expenditure Category Total</b>	<b>0.0</b>	<b>0.0</b>
<hr/>		
Debt Service	0.0	0.0
<b>Expenditure Category Total</b>	<b>0.0</b>	<b>0.0</b>
<hr/>		
Cost Allocation	0.0	0.0

# Program Expenditure Schedule

<b>Agency:</b>	Arizona Commerce Authority
<b>Program:</b>	SLI Frankfurt, Germany trade office

	FY 2022 Actual	FY 2023 Expd. Plan
<b>Expenditure Category Total</b>	<b>0.0</b>	<b>0.0</b>
<hr/>		
Transfers	0.0	0.0
<b>Expenditure Category Total</b>	<b>0.0</b>	<b>0.0</b>
<b>Appropriated</b>		
AA1000-A General Fund (Appropriated)	250.0	500.0
	<b>250.0</b>	<b>500.0</b>
<b>Non-Appropriated</b>		
CA1023-N Frankfurt Germany Trade Office Fund (Non-Appropriated)	(250.0)	(500.0)
	<b>(250.0)</b>	<b>(500.0)</b>
<b>Fund Source Total</b>	<b>0.0</b>	<b>0.0</b>



## Program Expenditure Schedule

<b>Agency:</b>	<b>Arizona Commerce Authority</b>
<b>Program:</b>	<b>SLI Major Events Fund Deposit</b>

	FY 2022 Actual	FY 2023 Expd. Plan
FTE	0.0	0.0
<b>Expenditure Category Total</b>	<b>0.0</b>	<b>0.0</b>
<hr/>		
Personal Services	0.0	0.0
Boards and Commissions	0.0	0.0
<b>Expenditure Category Total</b>	<b>0.0</b>	<b>0.0</b>
<hr/>		
Employee Related Expenses	0.0	0.0
<b>Expenditure Category Total</b>	<b>0.0</b>	<b>0.0</b>
<hr/>		
Professional and Outside Services		3,898.8
External Prof/Outside Serv Budg And Appn	0.0	
External Investment Services	0.0	
Other External Financial Services	0.0	
Attorney General Legal Services	0.0	
External Legal Services	0.0	
External Engineer/Architect Cost - Exp	0.0	
External Engineer/Architect Cost- Cap	0.0	
Other Design	0.0	
Temporary Agency Services	0.0	
Hospital Services	0.0	
Other Medical Services	0.0	
Institutional Care	0.0	
Education And Training	0.0	
Vendor Travel	0.0	
Professional & Outside Services Excluded from Cost Alloca	0.0	
Vendor Travel - Non Reportable	0.0	
External Telecom Consulting Services	0.0	
Costs related to those in custody of the State	0.0	
Non - Confidential Specialist Fees	0.0	
Confidential Specialist Fees	0.0	
Outside Actuarial Costs	0.0	
Other Professional And Outside Services	0.0	
<b>Expenditure Category Total</b>	<b>0.0</b>	<b>3,898.8</b>
<b>Non-Appropriated</b>		
CA1007-N Major Events Fund (Non-Appropriated)	0.0	3,898.8
<b>Fund Source Total</b>	<b>0.0</b>	<b>3,898.8</b>
<hr/>		
Travel In-State	0.0	0.0
<b>Expenditure Category Total</b>	<b>0.0</b>	<b>0.0</b>
<hr/>		
Travel Out of State	0.0	0.0
<b>Expenditure Category Total</b>	<b>0.0</b>	<b>0.0</b>
<hr/>		
Food	0.0	0.0
<b>Expenditure Category Total</b>	<b>0.0</b>	<b>0.0</b>

## Program Expenditure Schedule

<b>Agency:</b>	<b>Arizona Commerce Authority</b>
<b>Program:</b>	<b>SLI Major Events Fund Deposit</b>

	FY 2022 Actual	FY 2023 Expd. Plan
Aid to Organizations and Individuals	0.0	10,000.0
<b>Expenditure Category Total</b>	<b>0.0</b>	<b>10,000.0</b>
<b>Non-Appropriated</b>		
CA1007-N Major Events Fund (Non-Appropriated)	0.0	10,000.0
<b>Fund Source Total</b>	<b>0.0</b>	<b>10,000.0</b>

---

Other Operating Expenses		0.0
Other Operating Expenditures Budg Approp	0.0	
Other Operating Expenditures Excluded from Cost Allocati	0.0	
Risk Management Charges To State Agency	0.0	
Risk Management Deductible - Indemnity	0.0	
Risk Management Deductible - Legal	0.0	
Risk Management Deductible - Medical	0.0	
Risk Management Deductible - Other	0.0	
Gen Liab- Non Physical-Taxable- Self Ins	0.0	
Gross Proceeds Payments To Attorneys	0.0	
General Liability- Non-Taxable- Self Ins	0.0	
Medical Malpractice - Self-Insured	0.0	
Automobile Liability - Self Insured	0.0	
General Property Damage - Self- Insured	0.0	
Automobile Physical Damage-Self Insured	0.0	
Liability Insurance Premiums	0.0	
Property Insurance Premiums	0.0	
Workers Compensation Benefit Payments	0.0	
Self Insurance - Administrative Fees	0.0	
Self Insurance - Premiums	0.0	
Self Insurance - Claim Payments	0.0	
Self Insurance - Pharmacy Claims	0.0	
Premium Tax On Altcs	0.0	
Other Insurance-Related Charges	0.0	
Internal Service Data Processing	0.0	
Internal Service Data Proc- Pc/Lan	0.0	
External Programming-Mainframe/Legacy	0.0	
External Programming- Pc/Lan/Serv/Web	0.0	
External Data Entry	0.0	
Othr External Data Proc-Mainframe/Legacy	0.0	
Othr External Data Proc-Pc/Lan/Serv/Web	0.0	
Pmt for AFIS Development & Usage	0.0	
Internal Service Telecommunications	0.0	
External Telecom Long Distance-In-State	0.0	
External Telecom Long Distance-Out-State	0.0	
Other External Telecommunication Service	0.0	
Electricity	0.0	
Sanitation Waste Disposal	0.0	
Water	0.0	
Gas And Fuel Oil For Buildings	0.0	
Other Utilities	0.0	
Building Rent Charges To State Agencies	0.0	
Priv Lease To Own Bld Rent Chrgs To Agy	0.0	
Cert Of Part Bld Rent Chrgs To Agy	0.0	

## Program Expenditure Schedule

<b>Agency:</b>	<b>Arizona Commerce Authority</b>
<b>Program:</b>	<b>SLI Major Events Fund Deposit</b>

	FY 2022 Actual	FY 2023 Expd. Plan
Rental Of Land And Buildings	0.0	
Rental Of Computer Equipment	0.0	
Rental Of Other Machinery And Equipment	0.0	
Miscellaneous Rent	0.0	
Interest On Overdue Payments	0.0	
All Other Interest Payments	0.0	
Internal Acct/Budg/Financial Svcs	0.0	
Other Internal Services	0.0	
Repair And Maintenance - Buildings	0.0	
Repair And Maintenance - Vehicles	0.0	
Repair And Maint - Mainframe And Legacy	0.0	
Repair And Maint-Pc/Lan/Serv/Web	0.0	
Repair And Maintenance - Other Equipment	0.0	
Other Repair And Maintenance	0.0	
Software Support And Maintenance	0.0	
Uniforms	0.0	
Inmate Clothing	0.0	
Security Supplies	0.0	
Office Supplies	0.0	
Computer Supplies	0.0	
Housekeeping Supplies	0.0	
Bedding And Bath Supplies	0.0	
Drugs And Medicine Supplies	0.0	
Medical Supplies	0.0	
Dental Supplies	0.0	
Automotive And Transportation Fuels	0.0	
Automotive Lubricants And Supplies	0.0	
Rpr And Maint Supplies-Not Auto Or Build	0.0	
Repair And Maintenance Supplies-Building	0.0	
Other Operating Supplies	0.0	
Publications	0.0	
Aggregate Withheld Or Paid Commissions	0.0	
Lottery Prizes	0.0	
Lottery Distribution Costs	0.0	
Material for Further Processing	0.0	
Other Resale Supplies	0.0	
Loss On Sales Of Capital Assets	0.0	
Loss on Sales of Investments	0.0	
Employee Tuition Reimbursement-Graduate	0.0	
Employee Tuition Reimb Under-Grad/Other	0.0	
Conference Registration-Attendance Fees	0.0	
Other Education And Training Costs	0.0	
Advertising	0.0	
Sponsorships	0.0	
Internal Printing	0.0	
External Printing	0.0	
Photography	0.0	
Postage And Delivery	0.0	
Document shredding and Destruction Services	0.0	
Translation and Sign Language Services	0.0	
Distribution To State Universities	0.0	

## Program Expenditure Schedule

<b>Agency:</b>	<b>Arizona Commerce Authority</b>
<b>Program:</b>	<b>SLI Major Events Fund Deposit</b>

	FY 2022 Actual	FY 2023 Expd. Plan
Other Intrastate Distributions	0.0	
Awards	0.0	
Entertainment And Promotional Items	0.0	
Dues	0.0	
Books- Subscriptions And Publications	0.0	
Costs For Digital Image Or Microfilm	0.0	
Revolving Fund Advances	0.0	
Credit Card Fees Over Approved Limit	0.0	
Relief Bill Expenditures	0.0	
Surplus Property Distr To State Agencies	0.0	
Security Services	0.0	
Judgments - Damages	0.0	
ICA Payments to Claimants Confidential	0.0	
Jdgmnt-Confidential Restitution To Indiv	0.0	
Judgments - Non-Confidential Restitution	0.0	
Judgments - Punitive And Compensatory	0.0	
Pmts Made to Resolve/Disputes/Avoid Costs of Litigation	0.0	
Pmts For Contracted State Inmate Labor	0.0	
Payments To State Inmates	0.0	
Bad Debt Expense	0.0	
Interview Expense	0.0	
Employee Relocations-Nontaxable	0.0	
Employee Relocations-Taxable	0.0	
Non-Confidential Invest/Legal/Law Enf	0.0	
Conf/Sensitive Invest/Legal/Undercover	0.0	
Fingerprinting, Background Checks, Etc.	0.0	
Other Miscellaneous Operating	0.0	
<b>Expenditure Category Total</b>	<b>0.0</b>	<b>0.0</b>
<hr/>		
Current Year Expenditures		0.0
Capital Equipment Budget And Approp	0.0	
Vehicles Capital Purchase	0.0	
Vehicles Capital Leases	0.0	
Furniture Capital Purchase	0.0	
Depreciable Works Of Art & Hist Treas/Coll Capital Purcha	0.0	
Non Depr Works Of Art & Hist Treas/Coll Cap Purchase	0.0	
Furniture Capital Leases	0.0	
Computer Equipment Capital Purchase	0.0	
Computer Equipment Capital Lease	0.0	
Telecommunication Equip-Capital Purchase	0.0	
Telecommunication Equip-Capital Lease	0.0	
Other Equipment Capital Purchase	0.0	
Other Equipment Capital Leases	0.0	
Purchased Or Licensed Software-Website	0.0	
Internally Generated Software-Website	0.0	
Development in Progress	0.0	
Right-Of-Way/Easement/Extraction Rights	0.0	
Oth Int Assets purchased, licensed or internally generate	0.0	
Other intangible assets acquired by capital lease	0.0	
Other Capital Asset Purchases	0.0	

## Program Expenditure Schedule

<b>Agency:</b>	<b>Arizona Commerce Authority</b>
<b>Program:</b>	<b>SLI Major Events Fund Deposit</b>

	FY 2022 Actual	FY 2023 Expd. Plan
Leasehold Improvement-Capital Purchase	0.0	
Other Capital Asset Leases	0.0	
Non-Capital Equip Budget And Approp	0.0	
Vehicles Non-Capital Purchase	0.0	
Vehicles Non-Capital Leases	0.0	
Furniture Non-Capital Purchase	0.0	
Works Of Art And Hist Treas-Non Capital	0.0	
Furniture Non-Capital Leases	0.0	
Computer Equipment Non-Capital Purchase	0.0	
Computer Equipment Non-Capital Lease	0.0	
Telecomm Equip Non-Capital Purchase	0.0	
Telecomm Equip Non-Capital Leases	0.0	
Other Equipment Non-Capital Purchase	0.0	
Weapons Non-Capital Purchase	0.0	
Other Equipment Non-Capital Lease	0.0	
Purchased Or Licensed Software/Website	0.0	
Internally Generated Software/Website	0.0	
LICENSES AND PERMITS	0.0	
Right-Of-Way/Easement/Extraction Exp	0.0	
Other Intangible Assets - Purchased, Licensed or Internall	0.0	
Noncapital Software/Web By Capital Lease	0.0	
Other Intangible Assets Acquired by Capital Lease	0.0	
Other Long Lived Tangible Assets to be Expenses	0.0	
Non-Capital Equipment Excluded from Cost Allocation	0.0	
<b>Expenditure Category Total</b>	<b>0.0</b>	<b>0.0</b>
<hr/>		
Capital Outlay	0.0	0.0
<b>Expenditure Category Total</b>	<b>0.0</b>	<b>0.0</b>
<hr/>		
Debt Service	0.0	0.0
<b>Expenditure Category Total</b>	<b>0.0</b>	<b>0.0</b>
<hr/>		
Cost Allocation	0.0	0.0
<b>Expenditure Category Total</b>	<b>0.0</b>	<b>0.0</b>
<hr/>		
Transfers	0.0	0.0
<b>Expenditure Category Total</b>	<b>0.0</b>	<b>0.0</b>
<hr/>		
<b>Appropriated</b>		
AA1000-A General Fund (Appropriated)	7,500.0	7,500.0
	<b>7,500.0</b>	<b>7,500.0</b>
<hr/>		
<b>Non-Appropriated</b>		
CA1007-N Major Events Fund (Non-Appropriated)	(7,500.0)	(7,500.0)
	<b>(7,500.0)</b>	<b>(7,500.0)</b>
<b>Fund Source Total</b>	<b>0.0</b>	<b>0.0</b>

## Program Expenditure Schedule

<b>Agency:</b>	<b>Arizona Commerce Authority</b>
<b>Program:</b>	<b>SLI Water Infrastructure and Commerce Grant Fund Deposit</b>

	FY 2022 Actual	FY 2023 Expd. Plan
FTE	0.0	0.0
<b>Expenditure Category Total</b>	<b>0.0</b>	<b>0.0</b>
<hr/>		
Personal Services	0.0	0.0
Boards and Commissions	0.0	0.0
<b>Expenditure Category Total</b>	<b>0.0</b>	<b>0.0</b>
<hr/>		
Employee Related Expenses	0.0	0.0
<b>Expenditure Category Total</b>	<b>0.0</b>	<b>0.0</b>
<hr/>		
Professional and Outside Services		0.0
External Prof/Outside Serv Budg And Appn	0.0	
External Investment Services	0.0	
Other External Financial Services	0.0	
Attorney General Legal Services	0.0	
External Legal Services	0.0	
External Engineer/Architect Cost - Exp	0.0	
External Engineer/Architect Cost- Cap	0.0	
Other Design	0.0	
Temporary Agency Services	0.0	
Hospital Services	0.0	
Other Medical Services	0.0	
Institutional Care	0.0	
Education And Training	0.0	
Vendor Travel	0.0	
Professional & Outside Services Excluded from Cost Alloca	0.0	
Vendor Travel - Non Reportable	0.0	
External Telecom Consulting Services	0.0	
Costs related to those in custody of the State	0.0	
Non - Confidential Specialist Fees	0.0	
Confidential Specialist Fees	0.0	
Outside Actuarial Costs	0.0	
Other Professional And Outside Services	0.0	
<b>Expenditure Category Total</b>	<b>0.0</b>	<b>0.0</b>
<hr/>		
Travel In-State	0.0	0.0
<b>Expenditure Category Total</b>	<b>0.0</b>	<b>0.0</b>
<hr/>		
Travel Out of State	0.0	0.0
<b>Expenditure Category Total</b>	<b>0.0</b>	<b>0.0</b>
<hr/>		
Food	0.0	0.0
<b>Expenditure Category Total</b>	<b>0.0</b>	<b>0.0</b>
<hr/>		
Aid to Organizations and Individuals	0.0	15,000.0

## Program Expenditure Schedule

<b>Agency:</b>	<b>Arizona Commerce Authority</b>
<b>Program:</b>	<b>SLI Water Infrastructure and Commerce Grant Fund Deposit</b>

	FY 2022 Actual	FY 2023 Expd. Plan
<b>Expenditure Category Total</b>	<b>0.0</b>	<b>15,000.0</b>
<b>Non-Appropriated</b>		
CA1090-N Water Infrastructure and Commerce Grant Fund (Non-Ap	0.0	15,000.0
<b>Fund Source Total</b>	<b>0.0</b>	<b>15,000.0</b>

Other Operating Expenses		0.0
Other Operating Expenditures Budg Approp	0.0	
Other Operating Expenditures Excluded from Cost Allocati	0.0	
Risk Management Charges To State Agency	0.0	
Risk Management Deductible - Indemnity	0.0	
Risk Management Deductible - Legal	0.0	
Risk Management Deductible - Medical	0.0	
Risk Management Deductible - Other	0.0	
Gen Liab- Non Physical-Taxable- Self Ins	0.0	
Gross Proceeds Payments To Attorneys	0.0	
General Liability- Non-Taxable- Self Ins	0.0	
Medical Malpractice - Self-Insured	0.0	
Automobile Liability - Self Insured	0.0	
General Property Damage - Self- Insured	0.0	
Automobile Physical Damage-Self Insured	0.0	
Liability Insurance Premiums	0.0	
Property Insurance Premiums	0.0	
Workers Compensation Benefit Payments	0.0	
Self Insurance - Administrative Fees	0.0	
Self Insurance - Premiums	0.0	
Self Insurance - Claim Payments	0.0	
Self Insurance - Pharmacy Claims	0.0	
Premium Tax On Altcs	0.0	
Other Insurance-Related Charges	0.0	
Internal Service Data Processing	0.0	
Internal Service Data Proc- Pc/Lan	0.0	
External Programming-Mainframe/Legacy	0.0	
External Programming- Pc/Lan/Serv/Web	0.0	
External Data Entry	0.0	
Othr External Data Proc-Mainframe/Legacy	0.0	
Othr External Data Proc-Pc/Lan/Serv/Web	0.0	
Pmt for AFIS Development & Usage	0.0	
Internal Service Telecommunications	0.0	
External Telecom Long Distance-In-State	0.0	
External Telecom Long Distance-Out-State	0.0	
Other External Telecommunication Service	0.0	
Electricity	0.0	
Sanitation Waste Disposal	0.0	
Water	0.0	
Gas And Fuel Oil For Buildings	0.0	
Other Utilities	0.0	
Building Rent Charges To State Agencies	0.0	
Priv Lease To Own Bld Rent Chrgs To Agy	0.0	
Cert Of Part Bld Rent Chrgs To Agy	0.0	
Rental Of Land And Buildings	0.0	

## Program Expenditure Schedule

<b>Agency:</b>	<b>Arizona Commerce Authority</b>
<b>Program:</b>	<b>SLI Water Infrastructure and Commerce Grant Fund Deposit</b>

	FY 2022 Actual	FY 2023 Expd. Plan
Rental Of Computer Equipment	0.0	
Rental Of Other Machinery And Equipment	0.0	
Miscellaneous Rent	0.0	
Interest On Overdue Payments	0.0	
All Other Interest Payments	0.0	
Internal Acct/Budg/Financial Svcs	0.0	
Other Internal Services	0.0	
Repair And Maintenance - Buildings	0.0	
Repair And Maintenance - Vehicles	0.0	
Repair And Maint - Mainframe And Legacy	0.0	
Repair And Maint-Pc/Lan/Serv/Web	0.0	
Repair And Maintenance - Other Equipment	0.0	
Other Repair And Maintenance	0.0	
Software Support And Maintenance	0.0	
Uniforms	0.0	
Inmate Clothing	0.0	
Security Supplies	0.0	
Office Supplies	0.0	
Computer Supplies	0.0	
Housekeeping Supplies	0.0	
Bedding And Bath Supplies	0.0	
Drugs And Medicine Supplies	0.0	
Medical Supplies	0.0	
Dental Supplies	0.0	
Automotive And Transportation Fuels	0.0	
Automotive Lubricants And Supplies	0.0	
Rpr And Maint Supplies-Not Auto Or Build	0.0	
Repair And Maintenance Supplies-Building	0.0	
Other Operating Supplies	0.0	
Publications	0.0	
Aggregate Withheld Or Paid Commissions	0.0	
Lottery Prizes	0.0	
Lottery Distribution Costs	0.0	
Material for Further Processing	0.0	
Other Resale Supplies	0.0	
Loss On Sales Of Capital Assets	0.0	
Loss on Sales of Investments	0.0	
Employee Tuition Reimbursement-Graduate	0.0	
Employee Tuition Reimb Under-Grad/Other	0.0	
Conference Registration-Attendance Fees	0.0	
Other Education And Training Costs	0.0	
Advertising	0.0	
Sponsorships	0.0	
Internal Printing	0.0	
External Printing	0.0	
Photography	0.0	
Postage And Delivery	0.0	
Document shredding and Destruction Services	0.0	
Translation and Sign Language Services	0.0	
Distribution To State Universities	0.0	
Other Intrastate Distributions	0.0	



## Program Expenditure Schedule

<b>Agency:</b>	<b>Arizona Commerce Authority</b>
<b>Program:</b>	<b>SLI Water Infrastructure and Commerce Grant Fund Deposit</b>

	FY 2022 Actual	FY 2023 Expd. Plan
Awards	0.0	
Entertainment And Promotional Items	0.0	
Dues	0.0	
Books- Subscriptions And Publications	0.0	
Costs For Digital Image Or Microfilm	0.0	
Revolving Fund Advances	0.0	
Credit Card Fees Over Approved Limit	0.0	
Relief Bill Expenditures	0.0	
Surplus Property Distr To State Agencies	0.0	
Security Services	0.0	
Judgments - Damages	0.0	
ICA Payments to Claimants Confidential	0.0	
Jdgmnt-Confidential Restitution To Indiv	0.0	
Judgments - Non-Confidential Restitution	0.0	
Judgments - Punitive And Compensatory	0.0	
Pmts Made to Resolve/Disputes/Avoid Costs of Litigation	0.0	
Pmts For Contracted State Inmate Labor	0.0	
Payments To State Inmates	0.0	
Bad Debt Expense	0.0	
Interview Expense	0.0	
Employee Relocations-Nontaxable	0.0	
Employee Relocations-Taxable	0.0	
Non-Confidential Invest/Legal/Law Enf	0.0	
Conf/Sensitive Invest/Legal/Undercover	0.0	
Fingerprinting, Background Checks, Etc.	0.0	
Other Miscellaneous Operating	0.0	
<b>Expenditure Category Total</b>	<b>0.0</b>	<b>0.0</b>

Current Year Expenditures		0.0
Capital Equipment Budget And Approp	0.0	
Vehicles Capital Purchase	0.0	
Vehicles Capital Leases	0.0	
Furniture Capital Purchase	0.0	
Depreciable Works Of Art & Hist Treas/Coll Capital Purcha	0.0	
Non Depr Works Of Art & Hist Treas/Coll Cap Purchase	0.0	
Furniture Capital Leases	0.0	
Computer Equipment Capital Purchase	0.0	
Computer Equipment Capital Lease	0.0	
Telecommunication Equip-Capital Purchase	0.0	
Telecommunication Equip-Capital Lease	0.0	
Other Equipment Capital Purchase	0.0	
Other Equipment Capital Leases	0.0	
Purchased Or Licensed Software-Website	0.0	
Internally Generated Software-Website	0.0	
Development in Progress	0.0	
Right-Of-Way/Easement/Extraction Rights	0.0	
Oth Int Assets purchased, licensed or internally generate	0.0	
Other intangible assets acquired by capital lease	0.0	
Other Capital Asset Purchases	0.0	
Leasehold Improvement-Capital Purchase	0.0	

## Program Expenditure Schedule

<b>Agency:</b>	<b>Arizona Commerce Authority</b>
<b>Program:</b>	<b>SLI Water Infrastructure and Commerce Grant Fund Deposit</b>

	FY 2022 Actual	FY 2023 Expd. Plan
Other Capital Asset Leases	0.0	
Non-Capital Equip Budget And Approp	0.0	
Vehicles Non-Capital Purchase	0.0	
Vehicles Non-Capital Leases	0.0	
Furniture Non-Capital Purchase	0.0	
Works Of Art And Hist Treas-Non Capital	0.0	
Furniture Non-Capital Leases	0.0	
Computer Equipment Non-Capital Purchase	0.0	
Computer Equipment Non-Capital Lease	0.0	
Telecomm Equip Non-Capital Purchase	0.0	
Telecomm Equip Non-Capital Leases	0.0	
Other Equipment Non-Capital Purchase	0.0	
Weapons Non-Capital Purchase	0.0	
Other Equipment Non-Capital Lease	0.0	
Purchased Or Licensed Software/Website	0.0	
Internally Generated Software/Website	0.0	
LICENSES AND PERMITS	0.0	
Right-Of-Way/Easement/Extraction Exp	0.0	
Other Intangible Assets - Purchased, Licensed or Internall	0.0	
Noncapital Software/Web By Capital Lease	0.0	
Other Intangible Assets Acquired by Capital Lease	0.0	
Other Long Lived Tangible Assets to be Expenses	0.0	
Non-Capital Equipment Excluded from Cost Allocation	0.0	
<b>Expenditure Category Total</b>	<b>0.0</b>	<b>0.0</b>
<hr/>		
Capital Outlay	0.0	0.0
<b>Expenditure Category Total</b>	<b>0.0</b>	<b>0.0</b>
<hr/>		
Debt Service	0.0	0.0
<b>Expenditure Category Total</b>	<b>0.0</b>	<b>0.0</b>
<hr/>		
Cost Allocation	0.0	0.0
<b>Expenditure Category Total</b>	<b>0.0</b>	<b>0.0</b>
<hr/>		
Transfers	0.0	0.0
<b>Expenditure Category Total</b>	<b>0.0</b>	<b>0.0</b>
<hr/>		
<b>Appropriated</b>		
AA1000-A General Fund (Appropriated)	0.0	15,000.0
<b>Expenditure Category Total</b>	<b>0.0</b>	<b>15,000.0</b>
<hr/>		
<b>Non-Appropriated</b>		
CA1090-N Water Infrastructure and Commerce Grant Fund (Non-Ap	0.0	(15,000.0)
<b>Expenditure Category Total</b>	<b>0.0</b>	<b>(15,000.0)</b>
<b>Fund Source Total</b>	<b>0.0</b>	<b>0.0</b>

## Program Expenditure Schedule

<b>Agency:</b>	<b>Arizona Commerce Authority</b>
<b>Program:</b>	<b>SLI Asian Trade Offices</b>

	FY 2022 Actual	FY 2023 Expd. Plan
FTE	0.0	0.0
<b>Expenditure Category Total</b>	<b>0.0</b>	<b>0.0</b>
<hr/>		
Personal Services	0.0	38.5
Boards and Commissions	0.0	0.0
<b>Expenditure Category Total</b>	<b>0.0</b>	<b>38.5</b>
<b>Non-Appropriated</b>		
CA1024-N Asian Trade Offices Fund (Non-Appropriated)	0.0	38.5
<b>Fund Source Total</b>	<b>0.0</b>	<b>38.5</b>
<hr/>		
Employee Related Expenses	0.0	11.0
<b>Expenditure Category Total</b>	<b>0.0</b>	<b>11.0</b>
<b>Non-Appropriated</b>		
CA1024-N Asian Trade Offices Fund (Non-Appropriated)	0.0	11.0
<b>Fund Source Total</b>	<b>0.0</b>	<b>11.0</b>
<hr/>		
Professional and Outside Services		130.3
External Prof/Outside Serv Budg And Appn	0.0	
External Investment Services	0.0	
Other External Financial Services	0.0	
Attorney General Legal Services	0.0	
External Legal Services	0.0	
External Engineer/Architect Cost - Exp	0.0	
External Engineer/Architect Cost- Cap	0.0	
Other Design	0.0	
Temporary Agency Services	0.0	
Hospital Services	0.0	
Other Medical Services	0.0	
Institutional Care	0.0	
Education And Training	0.0	
Vendor Travel	0.0	
Professional & Outside Services Excluded from Cost Alloca	0.0	
Vendor Travel - Non Reportable	0.0	
External Telecom Consulting Services	0.0	
Costs related to those in custody of the State	0.0	
Non - Confidential Specialist Fees	0.0	
Confidential Specialist Fees	0.0	
Outside Actuarial Costs	0.0	
Other Professional And Outside Services	0.0	
<b>Expenditure Category Total</b>	<b>0.0</b>	<b>130.3</b>
<b>Non-Appropriated</b>		
CA1024-N Asian Trade Offices Fund (Non-Appropriated)	0.0	130.3
<b>Fund Source Total</b>	<b>0.0</b>	<b>130.3</b>
<hr/>		
Travel In-State	0.0	0.0

## Program Expenditure Schedule

<b>Agency:</b>	<b>Arizona Commerce Authority</b>
<b>Program:</b>	<b>SLI Asian Trade Offices</b>

	FY 2022 Actual	FY 2023 Expd. Plan
<b>Expenditure Category Total</b>	<b>0.0</b>	<b>0.0</b>
<hr/>		
Travel Out of State	0.0	26.5
<b>Expenditure Category Total</b>	<b>0.0</b>	<b>26.5</b>
<b>Non-Appropriated</b>		
CA1024-N Asian Trade Offices Fund (Non-Appropriated)	0.0	26.5
<b>Fund Source Total</b>	<b>0.0</b>	<b>26.5</b>
<hr/>		
Food	0.0	0.0
<b>Expenditure Category Total</b>	<b>0.0</b>	<b>0.0</b>
<hr/>		
Aid to Organizations and Individuals	0.0	0.0
<b>Expenditure Category Total</b>	<b>0.0</b>	<b>0.0</b>
<hr/>		
Other Operating Expenses		543.7
Other Operating Expenditures Budg Approp	0.0	
Other Operating Expenditures Excluded from Cost Allocati	0.0	
Risk Management Charges To State Agency	0.0	
Risk Management Deductible - Indemnity	0.0	
Risk Management Deductible - Legal	0.0	
Risk Management Deductible - Medical	0.0	
Risk Management Deductible - Other	0.0	
Gen Liab- Non Physical-Taxable- Self Ins	0.0	
Gross Proceeds Payments To Attorneys	0.0	
General Liability- Non-Taxable- Self Ins	0.0	
Medical Malpractice - Self-Insured	0.0	
Automobile Liability - Self Insured	0.0	
General Property Damage - Self- Insured	0.0	
Automobile Physical Damage-Self Insured	0.0	
Liability Insurance Premiums	0.0	
Property Insurance Premiums	0.0	
Workers Compensation Benefit Payments	0.0	
Self Insurance - Administrative Fees	0.0	
Self Insurance - Premiums	0.0	
Self Insurance - Claim Payments	0.0	
Self Insurance - Pharmacy Claims	0.0	
Premium Tax On Altcs	0.0	
Other Insurance-Related Charges	0.0	
Internal Service Data Processing	0.0	
Internal Service Data Proc- Pc/Lan	0.0	
External Programming-Mainframe/Legacy	0.0	
External Programming- Pc/Lan/Serv/Web	0.0	
External Data Entry	0.0	
Othr External Data Proc-Mainframe/Legacy	0.0	
Othr External Data Proc-Pc/Lan/Serv/Web	0.0	
Pmt for AFIS Development & Usage	0.0	
Internal Service Telecommunications	0.0	
External Telecom Long Distance-In-State	0.0	

## Program Expenditure Schedule

<b>Agency:</b>	<b>Arizona Commerce Authority</b>
<b>Program:</b>	<b>SLI Asian Trade Offices</b>

	FY 2022 Actual	FY 2023 Expd. Plan
External Telecom Long Distance-Out-State	0.0	
Other External Telecommunication Service	0.0	
Electricity	0.0	
Sanitation Waste Disposal	0.0	
Water	0.0	
Gas And Fuel Oil For Buildings	0.0	
Other Utilities	0.0	
Building Rent Charges To State Agencies	0.0	
Priv Lease To Own Bld Rent Chrgs To Agy	0.0	
Cert Of Part Bld Rent Chrgs To Agy	0.0	
Rental Of Land And Buildings	0.0	
Rental Of Computer Equipment	0.0	
Rental Of Other Machinery And Equipment	0.0	
Miscellaneous Rent	0.0	
Interest On Overdue Payments	0.0	
All Other Interest Payments	0.0	
Internal Acct/Budg/Financial Svcs	0.0	
Other Internal Services	0.0	
Repair And Maintenance - Buildings	0.0	
Repair And Maintenance - Vehicles	0.0	
Repair And Maint - Mainframe And Legacy	0.0	
Repair And Maint-Pc/Lan/Serv/Web	0.0	
Repair And Maintenance - Other Equipment	0.0	
Other Repair And Maintenance	0.0	
Software Support And Maintenance	0.0	
Uniforms	0.0	
Inmate Clothing	0.0	
Security Supplies	0.0	
Office Supplies	0.0	
Computer Supplies	0.0	
Housekeeping Supplies	0.0	
Bedding And Bath Supplies	0.0	
Drugs And Medicine Supplies	0.0	
Medical Supplies	0.0	
Dental Supplies	0.0	
Automotive And Transportation Fuels	0.0	
Automotive Lubricants And Supplies	0.0	
Rpr And Maint Supplies-Not Auto Or Build	0.0	
Repair And Maintenance Supplies-Building	0.0	
Other Operating Supplies	0.0	
Publications	0.0	
Aggregate Withheld Or Paid Commissions	0.0	
Lottery Prizes	0.0	
Lottery Distribution Costs	0.0	
Material for Further Processing	0.0	
Other Resale Supplies	0.0	
Loss On Sales Of Capital Assets	0.0	
Loss on Sales of Investments	0.0	
Employee Tuition Reimbursement-Graduate	0.0	
Employee Tuition Reimb Under-Grad/Other	0.0	
Conference Registration-Attendance Fees	0.0	

## Program Expenditure Schedule

<b>Agency:</b>	<b>Arizona Commerce Authority</b>
<b>Program:</b>	<b>SLI Asian Trade Offices</b>

	FY 2022 Actual	FY 2023 Expd. Plan
Other Education And Training Costs	0.0	
Advertising	0.0	
Sponsorships	0.0	
Internal Printing	0.0	
External Printing	0.0	
Photography	0.0	
Postage And Delivery	0.0	
Document shredding and Destruction Services	0.0	
Translation and Sign Language Services	0.0	
Distribution To State Universities	0.0	
Other Intrastate Distributions	0.0	
Awards	0.0	
Entertainment And Promotional Items	0.0	
Dues	0.0	
Books- Subscriptions And Publications	0.0	
Costs For Digital Image Or Microfilm	0.0	
Revolving Fund Advances	0.0	
Credit Card Fees Over Approved Limit	0.0	
Relief Bill Expenditures	0.0	
Surplus Property Distr To State Agencies	0.0	
Security Services	0.0	
Judgments - Damages	0.0	
ICA Payments to Claimants Confidential	0.0	
Jdgmnt-Confidential Restitution To Indiv	0.0	
Judgments - Non-Confidential Restitution	0.0	
Judgments - Punitive And Compensatory	0.0	
Pmts Made to Resolve/Disputes/Avoid Costs of Litigation	0.0	
Pmts For Contracted State Inmate Labor	0.0	
Payments To State Inmates	0.0	
Bad Debt Expense	0.0	
Interview Expense	0.0	
Employee Relocations-Nontaxable	0.0	
Employee Relocations-Taxable	0.0	
Non-Confidential Invest/Legal/Law Enf	0.0	
Conf/Sensitive Invest/Legal/Undercover	0.0	
Fingerprinting, Background Checks, Etc.	0.0	
Other Miscellaneous Operating	0.0	
<b>Expenditure Category Total</b>	<b>0.0</b>	<b>543.7</b>
<b>Non-Appropriated</b>		
CA1024-N Asian Trade Offices Fund (Non-Appropriated)	0.0	543.7
<b>Fund Source Total</b>	<b>0.0</b>	<b>543.7</b>
<hr/>		
Current Year Expenditures		0.0
Capital Equipment Budget And Approp	0.0	
Vehicles Capital Purchase	0.0	
Vehicles Capital Leases	0.0	
Furniture Capital Purchase	0.0	
Depreciable Works Of Art & Hist Treas/Coll Capital Purcha	0.0	
Non Depr Works Of Art & Hist Treas/Coll Cap Purchase	0.0	
Furniture Capital Leases	0.0	

## Program Expenditure Schedule

<b>Agency:</b>	<b>Arizona Commerce Authority</b>
<b>Program:</b>	<b>SLI Asian Trade Offices</b>

	FY 2022 Actual	FY 2023 Expd. Plan
Computer Equipment Capital Purchase	0.0	
Computer Equipment Capital Lease	0.0	
Telecommunication Equip-Capital Purchase	0.0	
Telecommunication Equip-Capital Lease	0.0	
Other Equipment Capital Purchase	0.0	
Other Equipment Capital Leases	0.0	
Purchased Or Licensed Software-Website	0.0	
Internally Generated Software-Website	0.0	
Development in Progress	0.0	
Right-Of-Way/Easement/Extraction Rights	0.0	
Oth Int Assets purchased, licensed or internally generate	0.0	
Other intangible assets acquired by capital lease	0.0	
Other Capital Asset Purchases	0.0	
Leasehold Improvement-Capital Purchase	0.0	
Other Capital Asset Leases	0.0	
Non-Capital Equip Budget And Approp	0.0	
Vehicles Non-Capital Purchase	0.0	
Vehicles Non-Capital Leases	0.0	
Furniture Non-Capital Purchase	0.0	
Works Of Art And Hist Treas-Non Capital	0.0	
Furniture Non-Capital Leases	0.0	
Computer Equipment Non-Capital Purchase	0.0	
Computer Equipment Non-Capital Lease	0.0	
Telecomm Equip Non-Capital Purchase	0.0	
Telecomm Equip Non-Capital Leases	0.0	
Other Equipment Non-Capital Purchase	0.0	
Weapons Non-Capital Purchase	0.0	
Other Equipment Non-Capital Lease	0.0	
Purchased Or Licensed Software/Website	0.0	
Internally Generated Software/Website	0.0	
LICENSES AND PERMITS	0.0	
Right-Of-Way/Easement/Extraction Exp	0.0	
Other Intangible Assets - Purchased, Licensed or Internall	0.0	
Noncapital Software/Web By Capital Lease	0.0	
Other Intangible Assets Acquired by Capital Lease	0.0	
Other Long Lived Tangible Assets to be Expenses	0.0	
Non-Capital Equipment Excluded from Cost Allocation	0.0	
<b>Expenditure Category Total</b>	<b>0.0</b>	<b>0.0</b>
<hr/>		
Capital Outlay	0.0	0.0
<b>Expenditure Category Total</b>	<b>0.0</b>	<b>0.0</b>
<hr/>		
Debt Service	0.0	0.0
<b>Expenditure Category Total</b>	<b>0.0</b>	<b>0.0</b>
<hr/>		
Cost Allocation	0.0	0.0
<b>Expenditure Category Total</b>	<b>0.0</b>	<b>0.0</b>
<hr/>		
Transfers	0.0	0.0

# Program Expenditure Schedule

<b>Agency:</b>	<b>Arizona Commerce Authority</b>
<b>Program:</b>	<b>SLI Asian Trade Offices</b>

	FY 2022 Actual	FY 2023 Expd. Plan
<b>Expenditure Category Total</b>	<b>0.0</b>	<b>0.0</b>
<b>Appropriated</b>		
AA1000-A General Fund (Appropriated)	0.0	750.0
	<b>0.0</b>	<b>750.0</b>
<b>Non-Appropriated</b>		
CA1024-N Asian Trade Offices Fund (Non-Appropriated)	0.0	(750.0)
	<b>0.0</b>	<b>(750.0)</b>
<b>Fund Source Total</b>	<b>0.0</b>	<b>0.0</b>

---



## Program Expenditure Schedule

<b>Agency:</b>	<b>Arizona Commerce Authority</b>
<b>Program:</b>	<b>SLI Israel Trade Offices</b>

	FY 2022 Actual	FY 2023 Expd. Plan
FTE	0.0	0.0
<b>Expenditure Category Total</b>	<b>0.0</b>	<b>0.0</b>
<hr/>		
Personal Services	0.0	15.4
Boards and Commissions	0.0	0.0
<b>Expenditure Category Total</b>	<b>0.0</b>	<b>15.4</b>
<b>Non-Appropriated</b>		
CA1021-N Israel Trade Offices (Non-Appropriated)	0.0	15.4
<b>Fund Source Total</b>	<b>0.0</b>	<b>15.4</b>
<hr/>		
Employee Related Expenses	0.0	4.4
<b>Expenditure Category Total</b>	<b>0.0</b>	<b>4.4</b>
<b>Non-Appropriated</b>		
CA1021-N Israel Trade Offices (Non-Appropriated)	0.0	4.4
<b>Fund Source Total</b>	<b>0.0</b>	<b>4.4</b>
<hr/>		
Professional and Outside Services		117.5
External Prof/Outside Serv Budg And Appn	0.0	
External Investment Services	0.0	
Other External Financial Services	0.0	
Attorney General Legal Services	0.0	
External Legal Services	0.0	
External Engineer/Architect Cost - Exp	0.0	
External Engineer/Architect Cost- Cap	0.0	
Other Design	0.0	
Temporary Agency Services	0.0	
Hospital Services	0.0	
Other Medical Services	0.0	
Institutional Care	0.0	
Education And Training	0.0	
Vendor Travel	0.0	
Professional & Outside Services Excluded from Cost Alloca	0.0	
Vendor Travel - Non Reportable	0.0	
External Telecom Consulting Services	0.0	
Costs related to those in custody of the State	0.0	
Non - Confidential Specialist Fees	0.0	
Confidential Specialist Fees	0.0	
Outside Actuarial Costs	0.0	
Other Professional And Outside Services	114.0	
<b>Expenditure Category Total</b>	<b>114.0</b>	<b>117.5</b>
<b>Non-Appropriated</b>		
CA1021-N Israel Trade Offices (Non-Appropriated)	114.0	117.5
<b>Fund Source Total</b>	<b>114.0</b>	<b>117.5</b>
<hr/>		
Travel In-State	0.8	1.5

## Program Expenditure Schedule

<b>Agency:</b>	<b>Arizona Commerce Authority</b>
<b>Program:</b>	<b>SLI Israel Trade Offices</b>

	FY 2022 Actual	FY 2023 Expd. Plan
<b>Expenditure Category Total</b>	<b>0.8</b>	<b>1.5</b>
<b>Non-Appropriated</b>		
CA1021-N Israel Trade Offices (Non-Appropriated)	0.8	1.5
<b>Fund Source Total</b>	<b>0.8</b>	<b>1.5</b>
<hr/>		
Travel Out of State	12.1	21.4
<b>Expenditure Category Total</b>	<b>12.1</b>	<b>21.4</b>
<b>Non-Appropriated</b>		
CA1021-N Israel Trade Offices (Non-Appropriated)	12.1	21.4
<b>Fund Source Total</b>	<b>12.1</b>	<b>21.4</b>
<hr/>		
Food	0.0	0.0
<b>Expenditure Category Total</b>	<b>0.0</b>	<b>0.0</b>
<hr/>		
Aid to Organizations and Individuals	0.0	0.0
<b>Expenditure Category Total</b>	<b>0.0</b>	<b>0.0</b>
<hr/>		
Other Operating Expenses		139.8
Other Operating Expenditures Budg Approp	0.0	
Other Operating Expenditures Excluded from Cost Allocati	0.0	
Risk Management Charges To State Agency	0.0	
Risk Management Deductible - Indemnity	0.0	
Risk Management Deductible - Legal	0.0	
Risk Management Deductible - Medical	0.0	
Risk Management Deductible - Other	0.0	
Gen Liab- Non Physical-Taxable- Self Ins	0.0	
Gross Proceeds Payments To Attorneys	0.0	
General Liability- Non-Taxable- Self Ins	0.0	
Medical Malpractice - Self-Insured	0.0	
Automobile Liability - Self Insured	0.0	
General Property Damage - Self- Insured	0.0	
Automobile Physical Damage-Self Insured	0.0	
Liability Insurance Premiums	0.0	
Property Insurance Premiums	0.0	
Workers Compensation Benefit Payments	0.0	
Self Insurance - Administrative Fees	0.0	
Self Insurance - Premiums	0.0	
Self Insurance - Claim Payments	0.0	
Self Insurance - Pharmacy Claims	0.0	
Premium Tax On Altcs	0.0	
Other Insurance-Related Charges	0.0	
Internal Service Data Processing	0.0	
Internal Service Data Proc- Pc/Lan	0.0	
External Programming-Mainframe/Legacy	0.0	
External Programming- Pc/Lan/Serv/Web	0.0	
External Data Entry	0.0	
Othr External Data Proc-Mainframe/Legacy	0.0	
Othr External Data Proc-Pc/Lan/Serv/Web	0.0	

## Program Expenditure Schedule

<b>Agency:</b>	<b>Arizona Commerce Authority</b>
<b>Program:</b>	<b>SLI Israel Trade Offices</b>

	FY 2022 Actual	FY 2023 Expd. Plan
Pmt for AFIS Development & Usage	0.0	
Internal Service Telecommunications	0.0	
External Telecom Long Distance-In-State	0.0	
External Telecom Long Distance-Out-State	0.0	
Other External Telecommunication Service	0.1	
Electricity	0.0	
Sanitation Waste Disposal	0.0	
Water	0.0	
Gas And Fuel Oil For Buildings	0.0	
Other Utilities	38.5	
Building Rent Charges To State Agencies	0.0	
Priv Lease To Own Bld Rent Chrgs To Agy	0.0	
Cert Of Part Bld Rent Chrgs To Agy	0.0	
Rental Of Land And Buildings	0.0	
Rental Of Computer Equipment	0.0	
Rental Of Other Machinery And Equipment	0.0	
Miscellaneous Rent	0.0	
Interest On Overdue Payments	0.0	
All Other Interest Payments	0.0	
Internal Acct/Budg/Financial Svcs	0.0	
Other Internal Services	0.0	
Repair And Maintenance - Buildings	0.0	
Repair And Maintenance - Vehicles	0.0	
Repair And Maint - Mainframe And Legacy	0.0	
Repair And Maint-Pc/Lan/Serv/Web	0.0	
Repair And Maintenance - Other Equipment	0.0	
Other Repair And Maintenance	0.0	
Software Support And Maintenance	0.0	
Uniforms	0.0	
Inmate Clothing	0.0	
Security Supplies	0.0	
Office Supplies	0.0	
Computer Supplies	0.0	
Housekeeping Supplies	0.0	
Bedding And Bath Supplies	0.0	
Drugs And Medicine Supplies	0.0	
Medical Supplies	0.0	
Dental Supplies	0.0	
Automotive And Transportation Fuels	0.0	
Automotive Lubricants And Supplies	0.0	
Rpr And Maint Supplies-Not Auto Or Build	0.0	
Repair And Maintenance Supplies-Building	0.0	
Other Operating Supplies	0.0	
Publications	0.0	
Aggregate Withheld Or Paid Commissions	0.0	
Lottery Prizes	0.0	
Lottery Distribution Costs	0.0	
Material for Further Processing	0.0	
Other Resale Supplies	0.0	
Loss On Sales Of Capital Assets	0.0	
Loss on Sales of Investments	0.0	

## Program Expenditure Schedule

<b>Agency:</b>	<b>Arizona Commerce Authority</b>
<b>Program:</b>	<b>SLI Israel Trade Offices</b>

	FY 2022 Actual	FY 2023 Expd. Plan
Employee Tuition Reimbursement-Graduate	0.0	
Employee Tuition Reimb Under-Grad/Other	0.0	
Conference Registration-Attendance Fees	6.2	
Other Education And Training Costs	0.0	
Advertising	0.0	
Sponsorships	0.0	
Internal Printing	0.0	
External Printing	0.0	
Photography	0.0	
Postage And Delivery	0.0	
Document shredding and Destruction Services	0.0	
Translation and Sign Language Services	0.0	
Distribution To State Universities	0.0	
Other Intrastate Distributions	0.0	
Awards	0.0	
Entertainment And Promotional Items	0.0	
Dues	3.3	
Books- Subscriptions And Publications	0.0	
Costs For Digital Image Or Microfilm	0.0	
Revolving Fund Advances	0.0	
Credit Card Fees Over Approved Limit	0.0	
Relief Bill Expenditures	0.0	
Surplus Property Distr To State Agencies	0.0	
Security Services	0.0	
Judgments - Damages	0.0	
ICA Payments to Claimants Confidential	0.0	
Jdgmnt-Confidential Restitution To Indiv	0.0	
Judgments - Non-Confidential Restitution	0.0	
Judgments - Punitive And Compensatory	0.0	
Pmts Made to Resolve/Disputes/Avoid Costs of Litigation	0.0	
Pmts For Contracted State Inmate Labor	0.0	
Payments To State Inmates	0.0	
Bad Debt Expense	0.0	
Interview Expense	0.0	
Employee Relocations-Nontaxable	0.0	
Employee Relocations-Taxable	0.0	
Non-Confidential Invest/Legal/Law Enf	0.0	
Conf/Sensitive Invest/Legal/Undercover	0.0	
Fingerprinting, Background Checks, Etc.	0.0	
Other Miscellaneous Operating	0.0	
<b>Expenditure Category Total</b>	<b>48.1</b>	<b>139.8</b>
<b>Non-Appropriated</b>		
CA1021-N Israel Trade Offices (Non-Appropriated)	48.1	139.8
	<b>48.1</b>	<b>139.8</b>
<b>Fund Source Total</b>	<b>48.1</b>	<b>139.8</b>
<hr/>		
Current Year Expenditures		0.0
Capital Equipment Budget And Approp	0.0	
Vehicles Capital Purchase	0.0	
Vehicles Capital Leases	0.0	
Furniture Capital Purchase	0.0	

## Program Expenditure Schedule

<b>Agency:</b>	<b>Arizona Commerce Authority</b>
<b>Program:</b>	<b>SLI Israel Trade Offices</b>

	FY 2022 Actual	FY 2023 Expd. Plan
Depreciable Works Of Art & Hist Treas/Coll Capital Purcha	0.0	
Non Depr Works Of Art & Hist Treas/Coll Cap Purchase	0.0	
Furniture Capital Leases	0.0	
Computer Equipment Capital Purchase	0.0	
Computer Equipment Capital Lease	0.0	
Telecommunication Equip-Capital Purchase	0.0	
Telecommunication Equip-Capital Lease	0.0	
Other Equipment Capital Purchase	0.0	
Other Equipment Capital Leases	0.0	
Purchased Or Licensed Software-Website	0.0	
Internally Generated Software-Website	0.0	
Development in Progress	0.0	
Right-Of-Way/Easement/Extraction Rights	0.0	
Oth Int Assets purchased, licensed or internally generate	0.0	
Other intangible assets acquired by capital lease	0.0	
Other Capital Asset Purchases	0.0	
Leasehold Improvement-Capital Purchase	0.0	
Other Capital Asset Leases	0.0	
Non-Capital Equip Budget And Approp	0.0	
Vehicles Non-Capital Purchase	0.0	
Vehicles Non-Capital Leases	0.0	
Furniture Non-Capital Purchase	0.0	
Works Of Art And Hist Treas-Non Capital	0.0	
Furniture Non-Capital Leases	0.0	
Computer Equipment Non-Capital Purchase	0.0	
Computer Equipment Non-Capital Lease	0.0	
Telecomm Equip Non-Capital Purchase	0.0	
Telecomm Equip Non-Capital Leases	0.0	
Other Equipment Non-Capital Purchase	0.0	
Weapons Non-Capital Purchase	0.0	
Other Equipment Non-Capital Lease	0.0	
Purchased Or Licensed Software/Website	0.0	
Internally Generated Software/Website	0.0	
LICENSES AND PERMITS	0.0	
Right-Of-Way/Easement/Extraction Exp	0.0	
Other Intangible Assets - Purchased, Licensed or Internall	0.0	
Noncapital Software/Web By Capital Lease	0.0	
Other Intangible Assets Acquired by Capital Lease	0.0	
Other Long Lived Tangible Assets to be Expenses	0.0	
Non-Capital Equipment Excluded from Cost Allocation	0.0	
<b>Expenditure Category Total</b>	<b>0.0</b>	<b>0.0</b>
<hr/>		
Capital Outlay	0.0	0.0
<b>Expenditure Category Total</b>	<b>0.0</b>	<b>0.0</b>
<hr/>		
Debt Service	0.0	0.0
<b>Expenditure Category Total</b>	<b>0.0</b>	<b>0.0</b>
<hr/>		
Cost Allocation	0.0	0.0

# Program Expenditure Schedule

<b>Agency:</b>	Arizona Commerce Authority
<b>Program:</b>	SLI Israel Trade Offices

	FY 2022 Actual	FY 2023 Expd. Plan
<b>Expenditure Category Total</b>	<b>0.0</b>	<b>0.0</b>
<hr/>		
Transfers	0.0	0.0
<b>Expenditure Category Total</b>	<b>0.0</b>	<b>0.0</b>
<b>Appropriated</b>		
AA1000-A General Fund (Appropriated)	175.0	300.0
	<b>175.0</b>	<b>300.0</b>
<b>Non-Appropriated</b>		
CA1021-N Israel Trade Offices (Non-Appropriated)	(175.0)	(300.0)
	<b>(175.0)</b>	<b>(300.0)</b>
<b>Fund Source Total</b>	<b>0.0</b>	<b>0.0</b>

## Program Expenditure Schedule

Agency:	Arizona Commerce Authority	
Program:	SLI Mexico Trade Offices	
	FY 2022 Actual	FY 2023 Expd. Plan
FTE	0.0	46.2
<b>Expenditure Category Total</b>	<b>0.0</b>	<b>46.2</b>
<b>Non-Appropriated</b>		
CA1020-N Mexico Trade Offices (Non-Appropriated)	0.0	46.2
<b>Fund Source Total</b>	<b>0.0</b>	<b>46.2</b>
<hr/>		
Personal Services	40.2	46.2
Boards and Commissions	0.0	0.0
<b>Expenditure Category Total</b>	<b>40.2</b>	<b>46.2</b>
<b>Non-Appropriated</b>		
CA1020-N Mexico Trade Offices (Non-Appropriated)	40.2	46.2
<b>Fund Source Total</b>	<b>40.2</b>	<b>46.2</b>
<hr/>		
Employee Related Expenses	6.8	7.9
<b>Expenditure Category Total</b>	<b>6.8</b>	<b>7.9</b>
<b>Non-Appropriated</b>		
CA1020-N Mexico Trade Offices (Non-Appropriated)	6.8	7.9
<b>Fund Source Total</b>	<b>6.8</b>	<b>7.9</b>
<hr/>		
Professional and Outside Services		264.6
External Prof/Outside Serv Budg And Appn	0.0	
External Investment Services	0.0	
Other External Financial Services	0.0	
Attorney General Legal Services	0.0	
External Legal Services	0.0	
External Engineer/Architect Cost - Exp	0.0	
External Engineer/Architect Cost- Cap	0.0	
Other Design	0.0	
Temporary Agency Services	0.0	
Hospital Services	0.0	
Other Medical Services	0.0	
Institutional Care	0.0	
Education And Training	0.0	
Vendor Travel	10.9	
Professional & Outside Services Excluded from Cost Alloca	0.0	
Vendor Travel - Non Reportable	0.0	
External Telecom Consulting Services	0.0	
Costs related to those in custody of the State	0.0	
Non - Confidential Specialist Fees	0.0	
Confidential Specialist Fees	0.0	
Outside Actuarial Costs	0.0	
Other Professional And Outside Services	261.3	

## Program Expenditure Schedule

Agency:	Arizona Commerce Authority	
Program:	SLI Mexico Trade Offices	
	FY 2022 Actual	FY 2023 Expd. Plan
<b>Expenditure Category Total</b>	<b>272.2</b>	<b>264.6</b>
<b>Non-Appropriated</b>		
CA1020-N Mexico Trade Offices (Non-Appropriated)	272.2	264.6
<b>Fund Source Total</b>	<b>272.2</b>	<b>264.6</b>
<hr/>		
Travel In-State	0.1	1.2
<b>Expenditure Category Total</b>	<b>0.1</b>	<b>1.2</b>
<b>Non-Appropriated</b>		
CA1020-N Mexico Trade Offices (Non-Appropriated)	0.1	1.2
<b>Fund Source Total</b>	<b>0.1</b>	<b>1.2</b>
<hr/>		
Travel Out of State	1.7	4.6
<b>Expenditure Category Total</b>	<b>1.7</b>	<b>4.6</b>
<b>Non-Appropriated</b>		
CA1020-N Mexico Trade Offices (Non-Appropriated)	1.7	4.6
<b>Fund Source Total</b>	<b>1.7</b>	<b>4.6</b>
<hr/>		
Food	0.0	0.0
<b>Expenditure Category Total</b>	<b>0.0</b>	<b>0.0</b>
<hr/>		
Aid to Organizations and Individuals	0.0	0.0
<b>Expenditure Category Total</b>	<b>0.0</b>	<b>0.0</b>
<hr/>		
Other Operating Expenses		175.5
Other Operating Expenditures Budg Approp	0.0	
Other Operating Expenditures Excluded from Cost Allocati	0.0	
Risk Management Charges To State Agency	0.0	
Risk Management Deductible - Indemnity	0.0	
Risk Management Deductible - Legal	0.0	
Risk Management Deductible - Medical	0.0	
Risk Management Deductible - Other	0.0	
Gen Liab- Non Physical-Taxable- Self Ins	0.0	
Gross Proceeds Payments To Attorneys	0.0	
General Liability- Non-Taxable- Self Ins	0.0	
Medical Malpractice - Self-Insured	0.0	
Automobile Liability - Self Insured	0.0	
General Property Damage - Self- Insured	0.0	
Automobile Physical Damage-Self Insured	0.0	
Liability Insurance Premiums	0.0	
Property Insurance Premiums	0.0	
Workers Compensation Benefit Payments	0.0	
Self Insurance - Administrative Fees	0.0	
Self Insurance - Premiums	0.0	
Self Insurance - Claim Payments	0.0	
Self Insurance - Pharmacy Claims	0.0	
Premium Tax On Altcs	0.0	



## Program Expenditure Schedule

<b>Agency:</b>	<b>Arizona Commerce Authority</b>
<b>Program:</b>	<b>SLI Mexico Trade Offices</b>

	FY 2022 Actual	FY 2023 Expd. Plan
Other Insurance-Related Charges	0.0	
Internal Service Data Processing	0.0	
Internal Service Data Proc- Pc/Lan	0.0	
External Programming-Mainframe/Legacy	0.0	
External Programming- Pc/Lan/Serv/Web	0.0	
External Data Entry	0.0	
Othr External Data Proc-Mainframe/Legacy	0.0	
Othr External Data Proc-Pc/Lan/Serv/Web	0.0	
Pmt for AFIS Development & Usage	0.0	
Internal Service Telecommunications	0.0	
External Telecom Long Distance-In-State	0.0	
External Telecom Long Distance-Out-State	0.0	
Other External Telecommunication Service	0.4	
Electricity	3.2	
Sanitation Waste Disposal	0.0	
Water	0.0	
Gas And Fuel Oil For Buildings	0.0	
Other Utilities	1.4	
Building Rent Charges To State Agencies	63.2	
Priv Lease To Own Bld Rent Chrgs To Agy	0.0	
Cert Of Part Bld Rent Chrgs To Agy	0.0	
Rental Of Land And Buildings	0.0	
Rental Of Computer Equipment	0.0	
Rental Of Other Machinery And Equipment	0.0	
Miscellaneous Rent	61.5	
Interest On Overdue Payments	0.0	
All Other Interest Payments	0.0	
Internal Acct/Budg/Financial Svcs	0.0	
Other Internal Services	0.0	
Repair And Maintenance - Buildings	0.0	
Repair And Maintenance - Vehicles	0.0	
Repair And Maint - Mainframe And Legacy	0.0	
Repair And Maint-Pc/Lan/Serv/Web	0.0	
Repair And Maintenance - Other Equipment	0.0	
Other Repair And Maintenance	0.0	
Software Support And Maintenance	0.5	
Uniforms	0.0	
Inmate Clothing	0.0	
Security Supplies	0.0	
Office Supplies	0.1	
Computer Supplies	0.0	
Housekeeping Supplies	0.0	
Bedding And Bath Supplies	0.0	
Drugs And Medicine Supplies	0.0	
Medical Supplies	0.0	
Dental Supplies	0.0	
Automotive And Transportation Fuels	0.0	
Automotive Lubricants And Supplies	0.0	
Rpr And Maint Supplies-Not Auto Or Build	0.0	
Repair And Maintenance Supplies-Building	0.0	
Other Operating Supplies	0.0	

## Program Expenditure Schedule

<b>Agency:</b>	<b>Arizona Commerce Authority</b>
<b>Program:</b>	<b>SLI Mexico Trade Offices</b>

	FY 2022 Actual	FY 2023 Expd. Plan
Publications	0.0	
Aggregate Withheld Or Paid Commissions	0.0	
Lottery Prizes	0.0	
Lottery Distribution Costs	0.0	
Material for Further Processing	0.0	
Other Resale Supplies	0.0	
Loss On Sales Of Capital Assets	0.0	
Loss on Sales of Investments	0.0	
Employee Tuition Reimbursement-Graduate	0.0	
Employee Tuition Reimb Under-Grad/Other	0.0	
Conference Registration-Attendance Fees	3.0	
Other Education And Training Costs	0.0	
Advertising	39.0	
Sponsorships	0.0	
Internal Printing	0.0	
External Printing	0.0	
Photography	0.0	
Postage And Delivery	0.0	
Document shredding and Destruction Services	0.0	
Translation and Sign Language Services	0.0	
Distribution To State Universities	0.0	
Other Intrastate Distributions	0.0	
Awards	0.0	
Entertainment And Promotional Items	6.8	
Dues	0.0	
Books- Subscriptions And Publications	0.0	
Costs For Digital Image Or Microfilm	0.0	
Revolving Fund Advances	0.0	
Credit Card Fees Over Approved Limit	0.0	
Relief Bill Expenditures	0.0	
Surplus Property Distr To State Agencies	0.0	
Security Services	0.0	
Judgments - Damages	0.0	
ICA Payments to Claimants Confidential	0.0	
Jdgmnt-Confidential Restitution To Indiv	0.0	
Judgments - Non-Confidential Restitution	0.0	
Judgments - Punitive And Compensatory	0.0	
Pmts Made to Resolve/Disputes/Avoid Costs of Litigation	0.0	
Pmts For Contracted State Inmate Labor	0.0	
Payments To State Inmates	0.0	
Bad Debt Expense	0.0	
Interview Expense	0.0	
Employee Relocations-Nontaxable	0.0	
Employee Relocations-Taxable	0.0	
Non-Confidential Invest/Legal/Law Enf	0.0	
Conf/Sensitive Invest/Legal/Undercover	0.0	
Fingerprinting, Background Checks, Etc.	0.0	
Other Miscellaneous Operating	0.0	

## Program Expenditure Schedule

<b>Agency:</b>	<b>Arizona Commerce Authority</b>
<b>Program:</b>	<b>SLI Mexico Trade Offices</b>

	FY 2022 Actual	FY 2023 Expd. Plan
<b>Expenditure Category Total</b>	<b>179.1</b>	<b>175.5</b>
<b>Non-Appropriated</b>		
CA1020-N Mexico Trade Offices (Non-Appropriated)	179.1	175.5
<b>Fund Source Total</b>	<b>179.1</b>	<b>175.5</b>

Current Year Expenditures		0.0
Capital Equipment Budget And Approp	0.0	
Vehicles Capital Purchase	0.0	
Vehicles Capital Leases	0.0	
Furniture Capital Purchase	0.0	
Depreciable Works Of Art & Hist Treas/Coll Capital Purcha	0.0	
Non Depr Works Of Art & Hist Treas/Coll Cap Purchase	0.0	
Furniture Capital Leases	0.0	
Computer Equipment Capital Purchase	0.0	
Computer Equipment Capital Lease	0.0	
Telecommunication Equip-Capital Purchase	0.0	
Telecommunication Equip-Capital Lease	0.0	
Other Equipment Capital Purchase	0.0	
Other Equipment Capital Leases	0.0	
Purchased Or Licensed Software-Website	0.0	
Internally Generated Software-Website	0.0	
Development in Progress	0.0	
Right-Of-Way/Easement/Extraction Rights	0.0	
Oth Int Assets purchased, licensed or internally generate	0.0	
Other intangible assets acquired by capital lease	0.0	
Other Capital Asset Purchases	0.0	
Leasehold Improvement-Capital Purchase	0.0	
Other Capital Asset Leases	0.0	
Non-Capital Equip Budget And Approp	0.0	
Vehicles Non-Capital Purchase	0.0	
Vehicles Non-Capital Leases	0.0	
Furniture Non-Capital Purchase	0.0	
Works Of Art And Hist Treas-Non Capital	0.0	
Furniture Non-Capital Leases	0.0	
Computer Equipment Non-Capital Purchase	0.0	
Computer Equipment Non-Capital Lease	0.0	
Telecomm Equip Non-Capital Purchase	0.0	
Telecomm Equip Non-Capital Leases	0.0	
Other Equipment Non-Capital Purchase	0.0	
Weapons Non-Capital Purchase	0.0	
Other Equipment Non-Capital Lease	0.0	
Purchased Or Licensed Software/Website	0.0	
Internally Generated Software/Website	0.0	
LICENSES AND PERMITS	0.0	
Right-Of-Way/Easement/Extraction Exp	0.0	
Other Intangible Assets - Purchased, Licensed or Internall	0.0	
Noncapital Software/Web By Capital Lease	0.0	
Other Intangible Assets Acquired by Capital Lease	0.0	
Other Long Lived Tangible Assets to be Expenses	0.0	
Non-Capital Equipment Excluded from Cost Allocation	0.0	

## Program Expenditure Schedule

<b>Agency:</b>	Arizona Commerce Authority
<b>Program:</b>	SLI Mexico Trade Offices

	<u>FY 2022 Actual</u>	<u>FY 2023 Expd. Plan</u>
<b>Expenditure Category Total</b>	<b>0.0</b>	<b>0.0</b>
<hr/>		
Capital Outlay	0.0	0.0
<b>Expenditure Category Total</b>	<b>0.0</b>	<b>0.0</b>
<hr/>		
Debt Service	0.0	0.0
<b>Expenditure Category Total</b>	<b>0.0</b>	<b>0.0</b>
<hr/>		
Cost Allocation	0.0	0.0
<b>Expenditure Category Total</b>	<b>0.0</b>	<b>0.0</b>
<hr/>		
Transfers	0.0	0.0
<b>Expenditure Category Total</b>	<b>0.0</b>	<b>0.0</b>
<hr/>		
<b>Appropriated</b>		
AA1000-A General Fund (Appropriated)	500.0	500.0
	<b>500.0</b>	<b>500.0</b>
<hr/>		
<b>Non-Appropriated</b>		
CA1020-N Mexico Trade Offices (Non-Appropriated)	(500.0)	(500.0)
	<b>(500.0)</b>	<b>(500.0)</b>
<b>Fund Source Total</b>	<b>0.0</b>	<b>0.0</b>

## Program Expenditure Schedule

<b>Agency:</b>	<b>Arizona Commerce Authority</b>
<b>Program:</b>	<b>SLI Economic Development Marketing and Attraction</b>

	FY 2022 Actual	FY 2023 Expd. Plan
FTE	0.0	0.0
<b>Expenditure Category Total</b>	<b>0.0</b>	<b>0.0</b>
<hr/>		
Personal Services	499.8	935.9
Boards and Commissions	0.0	0.0
<b>Expenditure Category Total</b>	<b>499.8</b>	<b>935.9</b>
<b>Non-Appropriated</b>		
CA1026-N Economic Development Fund (Non-Appropriated)	499.8	935.9
<b>Fund Source Total</b>	<b>499.8</b>	<b>935.9</b>
<hr/>		
Employee Related Expenses	106.6	231.5
<b>Expenditure Category Total</b>	<b>106.6</b>	<b>231.5</b>
<b>Non-Appropriated</b>		
CA1026-N Economic Development Fund (Non-Appropriated)	106.6	231.5
<b>Fund Source Total</b>	<b>106.6</b>	<b>231.5</b>
<hr/>		
Professional and Outside Services		4,805.2
External Prof/Outside Serv Budg And Appn	0.0	
External Investment Services	0.0	
Other External Financial Services	0.0	
Attorney General Legal Services	0.0	
External Legal Services	0.0	
External Engineer/Architect Cost - Exp	0.0	
External Engineer/Architect Cost- Cap	0.0	
Other Design	0.0	
Temporary Agency Services	25.3	
Hospital Services	0.0	
Other Medical Services	0.0	
Institutional Care	0.0	
Education And Training	0.4	
Vendor Travel	4.2	
Professional & Outside Services Excluded from Cost Alloca	0.0	
Vendor Travel - Non Reportable	0.0	
External Telecom Consulting Services	0.0	
Costs related to those in custody of the State	0.0	
Non - Confidential Specialist Fees	0.0	
Confidential Specialist Fees	0.0	
Outside Actuarial Costs	0.0	
Other Professional And Outside Services	1,761.9	
<b>Expenditure Category Total</b>	<b>1,791.8</b>	<b>4,805.2</b>
<b>Non-Appropriated</b>		
CA1026-N Economic Development Fund (Non-Appropriated)	1,791.8	4,805.2
<b>Fund Source Total</b>	<b>1,791.8</b>	<b>4,805.2</b>
<hr/>		
Travel In-State	0.1	43.4

## Program Expenditure Schedule

<b>Agency:</b>	<b>Arizona Commerce Authority</b>
<b>Program:</b>	<b>SLI Economic Development Marketing and Attraction</b>

	FY 2022 Actual	FY 2023 Expd. Plan
<b>Expenditure Category Total</b>	<b>0.1</b>	<b>43.4</b>
<b>Non-Appropriated</b>		
CA1026-N Economic Development Fund (Non-Appropriated)	0.1	43.4
<b>Fund Source Total</b>	<b>0.1</b>	<b>43.4</b>
<hr/>		
Travel Out of State	3.8	11.8
<b>Expenditure Category Total</b>	<b>3.8</b>	<b>11.8</b>
<b>Non-Appropriated</b>		
CA1026-N Economic Development Fund (Non-Appropriated)	3.8	11.8
<b>Fund Source Total</b>	<b>3.8</b>	<b>11.8</b>
<hr/>		
Food	0.0	0.0
<b>Expenditure Category Total</b>	<b>0.0</b>	<b>0.0</b>
<hr/>		
Aid to Organizations and Individuals	0.0	0.0
<b>Expenditure Category Total</b>	<b>0.0</b>	<b>0.0</b>
<hr/>		
Other Operating Expenses		1,819.7
Other Operating Expenditures Budg Approp	0.0	
Other Operating Expenditures Excluded from Cost Allocati	0.0	
Risk Management Charges To State Agency	0.0	
Risk Management Deductible - Indemnity	0.0	
Risk Management Deductible - Legal	0.0	
Risk Management Deductible - Medical	0.0	
Risk Management Deductible - Other	0.0	
Gen Liab- Non Physical-Taxable- Self Ins	0.0	
Gross Proceeds Payments To Attorneys	0.0	
General Liability- Non-Taxable- Self Ins	0.0	
Medical Malpractice - Self-Insured	0.0	
Automobile Liability - Self Insured	0.0	
General Property Damage - Self- Insured	0.0	
Automobile Physical Damage-Self Insured	0.0	
Liability Insurance Premiums	0.0	
Property Insurance Premiums	0.0	
Workers Compensation Benefit Payments	0.0	
Self Insurance - Administrative Fees	0.0	
Self Insurance - Premiums	0.0	
Self Insurance - Claim Payments	0.0	
Self Insurance - Pharmacy Claims	0.0	
Premium Tax On Altcs	0.0	
Other Insurance-Related Charges	0.0	
Internal Service Data Processing	0.0	
Internal Service Data Proc- Pc/Lan	0.0	
External Programming-Mainframe/Legacy	0.0	
External Programming- Pc/Lan/Serv/Web	0.0	
External Data Entry	0.0	
Othr External Data Proc-Mainframe/Legacy	0.0	
Othr External Data Proc-Pc/Lan/Serv/Web	0.0	

## Program Expenditure Schedule

<b>Agency:</b>	<b>Arizona Commerce Authority</b>
<b>Program:</b>	<b>SLI Economic Development Marketing and Attraction</b>

	FY 2022 Actual	FY 2023 Expd. Plan
Pmt for AFIS Development & Usage	0.0	
Internal Service Telecommunications	0.0	
External Telecom Long Distance-In-State	0.0	
External Telecom Long Distance-Out-State	0.0	
Other External Telecommunication Service	0.7	
Electricity	0.0	
Sanitation Waste Disposal	0.0	
Water	0.0	
Gas And Fuel Oil For Buildings	0.0	
Other Utilities	0.0	
Building Rent Charges To State Agencies	0.0	
Priv Lease To Own Bld Rent Chrgs To Agy	0.0	
Cert Of Part Bld Rent Chrgs To Agy	0.0	
Rental Of Land And Buildings	0.0	
Rental Of Computer Equipment	0.0	
Rental Of Other Machinery And Equipment	0.0	
Miscellaneous Rent	0.0	
Interest On Overdue Payments	0.0	
All Other Interest Payments	0.0	
Internal Acct/Budg/Financial Svcs	0.0	
Other Internal Services	0.0	
Repair And Maintenance - Buildings	0.0	
Repair And Maintenance - Vehicles	0.0	
Repair And Maint - Mainframe And Legacy	0.0	
Repair And Maint-Pc/Lan/Serv/Web	0.0	
Repair And Maintenance - Other Equipment	0.0	
Other Repair And Maintenance	0.0	
Software Support And Maintenance	0.0	
Uniforms	0.0	
Inmate Clothing	0.0	
Security Supplies	0.0	
Office Supplies	1.5	
Computer Supplies	0.0	
Housekeeping Supplies	0.0	
Bedding And Bath Supplies	0.0	
Drugs And Medicine Supplies	0.0	
Medical Supplies	0.0	
Dental Supplies	0.0	
Automotive And Transportation Fuels	0.0	
Automotive Lubricants And Supplies	0.0	
Rpr And Maint Supplies-Not Auto Or Build	0.0	
Repair And Maintenance Supplies-Building	0.0	
Other Operating Supplies	0.0	
Publications	0.0	
Aggregate Withheld Or Paid Commissions	0.0	
Lottery Prizes	0.0	
Lottery Distribution Costs	0.0	
Material for Further Processing	0.0	
Other Resale Supplies	0.0	
Loss On Sales Of Capital Assets	0.0	
Loss on Sales of Investments	0.0	

## Program Expenditure Schedule

<b>Agency:</b>	<b>Arizona Commerce Authority</b>
<b>Program:</b>	<b>SLI Economic Development Marketing and Attraction</b>

	FY 2022 Actual	FY 2023 Expd. Plan
Employee Tuition Reimbursement-Graduate	0.0	
Employee Tuition Reimb Under-Grad/Other	0.0	
Conference Registration-Attendance Fees	0.8	
Other Education And Training Costs	0.0	
Advertising	2,035.7	
Sponsorships	0.0	
Internal Printing	0.0	
External Printing	5.9	
Photography	0.0	
Postage And Delivery	1.0	
Document shredding and Destruction Services	0.0	
Translation and Sign Language Services	0.0	
Distribution To State Universities	0.0	
Other Intrastate Distributions	0.0	
Awards	0.0	
Entertainment And Promotional Items	0.0	
Dues	0.0	
Books- Subscriptions And Publications	41.1	
Costs For Digital Image Or Microfilm	0.0	
Revolving Fund Advances	0.0	
Credit Card Fees Over Approved Limit	0.0	
Relief Bill Expenditures	0.0	
Surplus Property Distr To State Agencies	0.0	
Security Services	0.0	
Judgments - Damages	0.0	
ICA Payments to Claimants Confidential	0.0	
Jdgmnt-Confidential Restitution To Indiv	0.0	
Judgments - Non-Confidential Restitution	0.0	
Judgments - Punitive And Compensatory	0.0	
Pmts Made to Resolve/Disputes/Avoid Costs of Litigation	0.0	
Pmts For Contracted State Inmate Labor	0.0	
Payments To State Inmates	0.0	
Bad Debt Expense	0.0	
Interview Expense	0.0	
Employee Relocations-Nontaxable	0.0	
Employee Relocations-Taxable	0.0	
Non-Confidential Invest/Legal/Law Enf	0.0	
Conf/Sensitive Invest/Legal/Undercover	0.0	
Fingerprinting, Background Checks, Etc.	0.0	
Other Miscellaneous Operating	0.0	
<b>Expenditure Category Total</b>	<b>2,086.7</b>	<b>1,819.7</b>
<b>Non-Appropriated</b>		
CA1026-N Economic Development Fund (Non-Appropriated)	2,086.7	1,819.7
<b>Fund Source Total</b>	<b>2,086.7</b>	<b>1,819.7</b>
<hr/>		
Current Year Expenditures		3.3
Capital Equipment Budget And Approp	0.0	
Vehicles Capital Purchase	0.0	
Vehicles Capital Leases	0.0	
Furniture Capital Purchase	0.0	



## Program Expenditure Schedule

<b>Agency:</b>	<b>Arizona Commerce Authority</b>
<b>Program:</b>	<b>SLI Economic Development Marketing and Attraction</b>

	FY 2022 Actual	FY 2023 Expd. Plan
Depreciable Works Of Art & Hist Treas/Coll Capital Purcha	0.0	
Non Depr Works Of Art & Hist Treas/Coll Cap Purchase	0.0	
Furniture Capital Leases	0.0	
Computer Equipment Capital Purchase	0.0	
Computer Equipment Capital Lease	0.0	
Telecommunication Equip-Capital Purchase	0.0	
Telecommunication Equip-Capital Lease	0.0	
Other Equipment Capital Purchase	0.0	
Other Equipment Capital Leases	0.0	
Purchased Or Licensed Software-Website	0.0	
Internally Generated Software-Website	0.0	
Development in Progress	0.0	
Right-Of-Way/Easement/Extraction Rights	0.0	
Oth Int Assets purchased, licensed or internally generate	0.0	
Other intangible assets acquired by capital lease	0.0	
Other Capital Asset Purchases	0.0	
Leasehold Improvement-Capital Purchase	0.0	
Other Capital Asset Leases	0.0	
Non-Capital Equip Budget And Approp	0.0	
Vehicles Non-Capital Purchase	0.0	
Vehicles Non-Capital Leases	0.0	
Furniture Non-Capital Purchase	0.0	
Works Of Art And Hist Treas-Non Capital	0.0	
Furniture Non-Capital Leases	0.0	
Computer Equipment Non-Capital Purchase	0.0	
Computer Equipment Non-Capital Lease	0.0	
Telecomm Equip Non-Capital Purchase	0.0	
Telecomm Equip Non-Capital Leases	0.0	
Other Equipment Non-Capital Purchase	0.0	
Weapons Non-Capital Purchase	0.0	
Other Equipment Non-Capital Lease	0.0	
Purchased Or Licensed Software/Website	0.0	
Internally Generated Software/Website	0.0	
LICENSES AND PERMITS	0.0	
Right-Of-Way/Easement/Extraction Exp	0.0	
Other Intangible Assets - Purchased, Licensed or Internall	0.0	
Noncapital Software/Web By Capital Lease	0.0	
Other Intangible Assets Acquired by Capital Lease	0.0	
Other Long Lived Tangible Assets to be Expenses	0.0	
Non-Capital Equipment Excluded from Cost Allocation	0.0	
<b>Expenditure Category Total</b>	<b>0.0</b>	<b>3.3</b>
<b>Non-Appropriated</b>		
CA1026-N Economic Development Fund (Non-Appropriated)	0.0	3.3
<b>Fund Source Total</b>	<b>0.0</b>	<b>3.3</b>
<hr/>		
Capital Outlay	0.0	0.0
<b>Expenditure Category Total</b>	<b>0.0</b>	<b>0.0</b>
<hr/>		
Debt Service	0.0	0.0

## Program Expenditure Schedule

<b>Agency:</b>	Arizona Commerce Authority
<b>Program:</b>	SLI Economic Development Marketing and Attraction

	FY 2022 Actual	FY 2023 Expd. Plan
<b>Expenditure Category Total</b>	<u>0.0</u>	<u>0.0</u>
<hr/>		
Cost Allocation	0.0	0.0
<b>Expenditure Category Total</b>	<u>0.0</u>	<u>0.0</u>
<hr/>		
Transfers	0.0	0.0
<b>Expenditure Category Total</b>	<u>0.0</u>	<u>0.0</u>
<hr/>		
<b>Appropriated</b>		
AA1000-A General Fund (Appropriated)	0.0	1,000.0
	<u>0.0</u>	<u>1,000.0</u>
<b>Non-Appropriated</b>		
CA1003-N Economic Development Marketing and Attraction Fund (N	0.0	(1,000.0)
	<u>0.0</u>	<u>(1,000.0)</u>
<b>Fund Source Total</b>	<u>0.0</u>	<u>0.0</u>

<b>Employee Retirement Coverage</b>			
Retirement System	FTE	Personal Services	Fund#
Arizona State Retirement System	0.0	935.9	CA1003-N

# Administrative Costs

Agency: Arizona Commerce Authority

## Administrative Costs Summary

Common Administrative Area	FY 2023
Personal Services	1,198.4
ERE	404.4
All Other	105.0
<b>Administrative Costs Total:</b>	<b>1,707.8</b>

## Administrative Cost / Total Expenditure Ratio

	Request	Admin %
FY 2023	92,139.0	1.9%

**Transmittal Statement**

Commerce Authority

Governor Ducey:

This and the accompanying schedules constitute the Statement of Federal Funds for this agency for Fiscal Year 2024.

To the best of my knowledge all statements and explanations submitted are true and correct

Agency Head Signature  \_\_\_\_\_

Grant Name	2022 Expenditures	2023 Expenditures	2024 Expenditures
BUILD TO SCALE	5.4	256.9	256.9
Coronavirus Capital Projects Fund	0.0	36,245.3	36,245.3
CORONAVIRUS STATE AND LOCAL FISCAL RECOVERY FUNDS	0.0	1,000.0	0.0
Economic Adjustment Assistance	197.5	0.0	0.0
Economic Adjustment Assistance	0.0	1,000.0	0.0
Federal and State Technology Partnership Program	63.2	4.8	0.0
Manufacturing Extension Partnership	457.7	0.0	0.0
Manufacturing Extension Partnership	1,241.1	1,368.3	0.0
Manufacturing Extension Partnership	339.2	215.9	0.0
State Trade Expansion	192.9	0.0	0.0
State Trade Expansion	5.3	0.0	0.0
State Trade Expansion	71.6	0.0	0.0
State Trade Expansion	7.8	175.0	0.0

State of Arizona Federal Funds Statement

**Transmittal Statement**

Commerce Authority

Governor Ducey:

This and the accompanying schedules constitute the Statement of Federal Funds for this agency for Fiscal Year 2024.

To the best of my knowledge all statements and explanations submitted are true and correct

Agency Head Signature \_\_\_\_\_

Grant Name	2022 Expenditures	2023 Expenditures	2024 Expenditures
BUILD TO SCALE	5.4	256.9	256.9
Coronavirus Capital Projects Fund	0.0	36,245.3	36,245.3
CORONAVIRUS STATE AND LOCAL FISCAL RECOVERY FUNDS	0.0	1,000.0	0.0
Economic Adjustment Assistance	197.5	0.0	0.0
Economic Adjustment Assistance	0.0	1,000.0	0.0
Federal and State Technology Partnership Program	63.2	4.8	0.0
Manufacturing Extension Partnership	457.7	0.0	0.0
Manufacturing Extension Partnership	1,241.1	1,368.3	0.0
Manufacturing Extension Partnership	339.2	215.9	0.0
State Trade Expansion	192.9	0.0	0.0
State Trade Expansion	5.3	0.0	0.0
State Trade Expansion	71.6	0.0	0.0
State Trade Expansion	7.8	175.0	0.0

## Listing of All Federal Funds by Grant

Agency: **CAA Commerce Authority**

**Title:** BUILD TO SCALE

**AFIS Grant No:** N/A      **CFDA:** 11.024      **Grantor:** ECONOMIC DEVELOPMENT ADMINISTRATION

**Periodic:** One-Time      **Start Date:** 10/1/2021      **End Date:** 9/30/2024

**Type of Grant:** Competitive Fundin      **If Other, Explain:** Administrative costs are permitted to be paid using this federal money:

**Fed. % or \$ Cap:**      **Source of Match:**

**AFIS fund number where the grant is maintained:** N/A

**Is this American Recovery and Reinvestment Act money (Stimulus)?** No

**Is this from 2020 federal stimulus funding?** No

**Description:** EDA's Office of Innovation & Entrepreneurship is committed to furthering technology-based economic development initiatives that accelerate high quality job growth, create more economic opportunities, and support the future of the next generation of industry leading companies. To advance these goals, EDA awards grants through the Build to Scale for activities designed to develop and support regional innovation initiatives.1 EDA thereby advances the growth of connected, innovation-centric economies that increase job growth, enable the workforce of tomorrow, enhance global competitiveness, and foster global competitiveness through technology commercialization and entrepreneurship as described in Stevenson-Wydler Technology Innovation Act of 1980 (hereafter "Section 27"). The Build to Scale Program invites organizations who are aiding companies in developing the next generation of technologies to apply for funding. These organizations may be operating initiatives to unlock investment capital across a region or sector, operating programs to accelerate company growth, empowering the next generation of entrepreneurs, and/or enabling technology commercialization. Under the Build to Scale Program, EDA is soliciting applications for two separate competitions: (1) the Venture Challenge and (2) the Capital Challenge. Applicants may apply to both challenges. As discussed further below, these activities are designed to develop and support regional innovation initiatives.

**Title:** Coronavirus Capital Projects Fund

**AFIS Grant No:** N/A      **CFDA:** 21.029      **Grantor:** DEPARTMENTAL OFFICES, TREASURY, DEPAR

**Periodic:** One-Time      **Start Date:** 6/1/2022      **End Date:** 12/31/2026

**Type of Grant:** Competitive Fundin      **If Other, Explain:** Administrative costs are permitted to be paid using this federal money:

**Fed. % or \$ Cap:**      **Source of Match:**

**AFIS fund number where the grant is maintained:** N/A

**Is this American Recovery and Reinvestment Act money (Stimulus)?** No

**Is this from 2020 federal stimulus funding?** No

**Description:** Section 604 of the Social Security Act, as added by section 9901 of the American Rescue Plan Act of 2021 (the "Act"), Pub. L. No. 117-2 (Mar. 11, 2021), established the \$10 billion Coronavirus Capital Projects Fund (CPF). The Secretary of the Treasury (the "Secretary") will make payments directly to States (defined to include each of the 50 states, the District of Columbia, and Puerto Rico), U.S. Territories and freely associated states (United States Virgin Islands, Guam, American Samoa, the Commonwealth of the Northern Mariana Islands, the Republic of the Marshall Islands, the Federated States of Micronesia, and the Republic of Palau), and Tribal governments to carry out critical capital projects directly enabling work, education, and health monitoring, including remote options, in response to the public health emergency with respect to the Coronavirus Disease (COVID-19).

**Title:** CORONAVIRUS STATE AND LOCAL FISCAL RECOVERY FUNDS

**AFIS Grant No:** N/A      **CFDA:** 21.027      **Grantor:** DEPARTMENTAL OFFICES, TREASURY, DEPAR

**Periodic:** One-Time      **Start Date:** 3/1/2022      **End Date:** 1/31/2023

**Type of Grant:** Competitive Fundin      **If Other, Explain:** State agency funded.      Administrative costs are permitted to be paid using this federal money:

**Fed. % or \$ Cap:**      **Source of Match:** ADOT

**AFIS fund number where the grant is maintained:** N/A

**Is this American Recovery and Reinvestment Act money (Stimulus)?** No

**Is this from 2020 federal stimulus funding?** No

**Description:** Sections 602 and 603 of the Social Security Act as added by section 9901 of the American Rescue Plan Act of 2021 (the "Act"), Pub. L. No. 117-2 (Mar. 11, 2021) authorizes the Coronavirus State Fiscal Recovery Fund (CSFRF) and Coronavirus Local Fiscal Recovery Fund (CLFRF) respectively (referred to as the "Coronavirus State and Local Fiscal Recovery Funds" or "SLFRF"), which provides \$350 billion in total funding to Treasury to make payments generally to States (defined to include the District of Columbia), U.S. Territories (defined to include, Puerto Rico, U.S. Virgin Islands, Guam, Northern Mariana Islands, and American Samoa), Tribes, Metropolitan cities, Counties, and Nonentitlement units of local government to respond to the COVID-19 public health emergency or its negative economic impact, including to provide assistance to households, small business, nonprofits, and impacted industries, such as tourism, travel, and hospitality; respond to workers performing essential work during the COVID-19 pandemic by providing premium pay to eligible workers of the State, territory, tribal government, metropolitan city, county, or nonentitlement units of local government performing essential work or by providing grants to eligible employers that have eligible workers; provide government services, to the extent of the reduction of revenue due to COVID-19 relative to revenues collected in the most recent full fiscal year of the State, territory, tribal government, metropolitan city, county, or nonentitlement units of local government; or make necessary investments in water, sewer, or broadband infrastructure.

**Title:** Economic Adjustment Assistance

**AFIS Grant No:** N/A      **CFDA:** 11.307      **Grantor:** ECONOMIC DEVELOPMENT ADMINISTRATION

**Periodic:** One-Time      **Start Date:** 7/1/2021      **End Date:** 12/31/2022

# Listing of All Federal Funds by Grant

Agency: **CAA Commerce Authority**

**Type of Grant:** Competitive Fundin **If Other, Explain:** **Administrative costs are permitted to be paid using this federal money:**   
**Fed. % or \$ Cap:** **Source of Match:**  
**AFIS fund number where the grant is maintained:** N/A  
**Is this American Recovery and Reinvestment Act money (Stimulus)?** No  
**Is this from 2020 federal stimulus funding?** No  
**Description:** The EAA program provides a wide range of technical, planning, and public works and infrastructure assistance in regions experiencing adverse economic changes that may occur suddenly or over time. These adverse economic impacts may result from a steep decline in manufacturing employment following a plant closure, changing trade patterns, catastrophic natural disaster, a military base closure, or environmental changes and regulations.

**Title:** **Economic Adjustment Assistance**  
**AFIS Grant No:** N/A **CFDA:** 11.307 **Grantor:** ECONOMIC DEVELOPMENT ADMINISTRATION  
**Periodic:** One-Time **Start Date:** 11/1/2021 **End Date:** 4/30/2024  
**Type of Grant:** Competitive Fundin **If Other, Explain:** **Administrative costs are permitted to be paid using this federal money:**   
**Fed. % or \$ Cap:** **Source of Match:**  
**AFIS fund number where the grant is maintained:** N/A  
**Is this American Recovery and Reinvestment Act money (Stimulus)?** No  
**Is this from 2020 federal stimulus funding?** No  
**Description:** The EAA program provides a wide range of technical, planning, and public works and infrastructure assistance in regions experiencing adverse economic changes that may occur suddenly or over time. These adverse economic impacts may result from a steep decline in manufacturing employment following a plant closure, changing trade patterns, catastrophic natural disaster, a military base closure, or environmental changes and regulations.

**Title:** **Federal and State Technology Partnership Program**  
**AFIS Grant No:** N/A **CFDA:** 59.058 **Grantor:** SMALL BUSINESS ADMINISTRATION, SMALL B  
**Periodic:** One-Time **Start Date:** 9/30/2021 **End Date:** 9/24/2022  
**Type of Grant:** Competitive Fundin **If Other, Explain:** **Administrative costs are permitted to be paid using this federal money:**   
**Fed. % or \$ Cap:** **Source of Match:**  
**AFIS fund number where the grant is maintained:**  
**Is this American Recovery and Reinvestment Act money (Stimulus)?** No  
**Is this from 2020 federal stimulus funding?** No  
**Description:** The purpose of the FAST program is to strengthen the technological competitiveness of small business concerns in the U.S.

**Title:** **Manufacturing Extension Partnership**  
**AFIS Grant No:** N/A **CFDA:** 11.611 **Grantor:** NATIONAL INSTITUTE OF STANDARDS AND T  
**Periodic:** One-Time **Start Date:** 6/15/2020 **End Date:** 9/30/2021  
**Type of Grant:** Competitive Fundin **If Other, Explain:** **Administrative costs are permitted to be paid using this federal money:**   
**Fed. % or \$ Cap:** **Source of Match:**  
**AFIS fund number where the grant is maintained:**  
**Is this American Recovery and Reinvestment Act money (Stimulus)?** No  
**Is this from 2020 federal stimulus funding?** Yes  
**Description:** Enhance competitiveness, productivity, and technological performance in United States manufacturing. Establish, maintain, and support Manufacturing Extension Centers and services, the functions of which are to improve the competitiveness of firms by accelerating the usage of appropriate manufacturing technology by smaller U.S. based manufacturing firms, and partner with the States in developing such technical assistance programs and services for their manufacturing base.

**Title:** **Manufacturing Extension Partnership**  
**AFIS Grant No:** N/A **CFDA:** 11.611 **Grantor:** NATIONAL INSTITUTE OF STANDARDS AND T  
**Periodic:** Periodic Renewal **Start Date:** 7/1/2018 **End Date:** 6/30/2023  
**Type of Grant:** Competitive Fundin **If Other, Explain:** **Administrative costs are permitted to be paid using this federal money:**   
**Fed. % or \$ Cap:** 29.0% **Source of Match:** Arizona Commerce Authority Fund  
**AFIS fund number where the grant is maintained:** N/A  
**Is this American Recovery and Reinvestment Act money (Stimulus)?** No  
**Is this from 2020 federal stimulus funding?** No  
**Description:** Enhance competitiveness, productivity, and technological performance in United States manufacturing. Establish, maintain, and support Manufacturing Extension Centers and services, the functions of which are to improve the competitiveness of firms by accelerating the usage of appropriate manufacturing technology by smaller U.S. based manufacturing firms, and partner with the States in developing such technical assistance programs and services for their manufacturing base.

## Listing of All Federal Funds by Grant

Agency: **CAA Commerce Authority**

**Title:** Manufacturing Extension Partnership

**AFIS Grant No:** N/A      **CFDA:** 11.611      **Grantor:** NATIONAL INSTITUTE OF STANDARDS AND T

**Periodic:** One-Time      **Start Date:** 9/1/2021      **End Date:** 8/31/2022

**Type of Grant:** Competitive Fundin      **If Other, Explain:** Administrative costs are permitted to be paid using this federal money:

**Fed. % or \$ Cap:**      **Source of Match:**

**AFIS fund number where the grant is maintained:** N/A

**Is this American Recovery and Reinvestment Act money (Stimulus)?** No

**Is this from 2020 federal stimulus funding?** No

**Description:** Enhance competitiveness, productivity, and technological performance in United States manufacturing. Establish, maintain, and support Manufacturing Extension Centers and services, the functions of which are to improve the competitiveness of firms by accelerating the usage of appropriate manufacturing technology by smaller U.S. based manufacturing firms, and partner with the States in developing such technical assistance programs and services for their manufacturing base.

**Title:** State Trade Expansion

**AFIS Grant No:** N/A      **CFDA:** 59.061      **Grantor:** SMALL BUSINESS ADMINISTRATION, SMALL B

**Periodic:** One-Time      **Start Date:** 9/30/2020      **End Date:** 9/29/2022

**Type of Grant:** Competitive Fundin      **If Other, Explain:** Administrative costs are permitted to be paid using this federal money:

**Fed. % or \$ Cap:** 66%      **Source of Match:** State Match

**AFIS fund number where the grant is maintained:** N/A

**Is this American Recovery and Reinvestment Act money (Stimulus)?** No

**Is this from 2020 federal stimulus funding?** No

**Description:** Grants made to state governments to increase the number of small businesses that are exporting and increase the value of exports for those small businesses that export.

**Title:** State Trade Expansion

**AFIS Grant No:** N/A      **CFDA:** 59.061      **Grantor:** SMALL BUSINESS ADMINISTRATION, SMALL B

**Periodic:** One-Time      **Start Date:** 9/30/2018      **End Date:** 9/29/2020

**Type of Grant:** Competitive Fundin      **If Other, Explain:** Administrative costs are permitted to be paid using this federal money:

**Fed. % or \$ Cap:** 66%      **Source of Match:** State

**AFIS fund number where the grant is maintained:** n/a

**Is this American Recovery and Reinvestment Act money (Stimulus)?** No

**Is this from 2020 federal stimulus funding?** No

**Description:** Grants made to state governments to increase the number of small businesses that are exporting and increase the value of exports for those small businesses that export.

**Title:** State Trade Expansion

**AFIS Grant No:** N/A      **CFDA:** 59.061      **Grantor:** SMALL BUSINESS ADMINISTRATION, SMALL B

**Periodic:** One-Time      **Start Date:** 9/29/2017      **End Date:** 9/29/2019

**Type of Grant:** Competitive Fundin      **If Other, Explain:** Administrative costs are permitted to be paid using this federal money:

**Fed. % or \$ Cap:** 66%      **Source of Match:** STATE MATCH

**AFIS fund number where the grant is maintained:** N/A

**Is this American Recovery and Reinvestment Act money (Stimulus)?** No

**Is this from 2020 federal stimulus funding?** No

**Description:** Grants made to state governments to increase the number of small businesses that are exporting and increase the value of exports for those small businesses that export.

**Title:** State Trade Expansion

**AFIS Grant No:** N/A      **CFDA:** 59.061      **Grantor:** SMALL BUSINESS ADMINISTRATION, SMALL B

**Periodic:** One-Time      **Start Date:** 9/30/2019      **End Date:** 9/29/2021

**Type of Grant:** Competitive Fundin      **If Other, Explain:** Administrative costs are permitted to be paid using this federal money:

**Fed. % or \$ Cap:** 66%      **Source of Match:** State Match

**AFIS fund number where the grant is maintained:** N/A

**Is this American Recovery and Reinvestment Act money (Stimulus)?** No

**Is this from 2020 federal stimulus funding?** No

**Description:** Grants made to state governments to increase the number of small businesses that are exporting and increase the value of exports for those small businesses that export.

**Title:** State Trade Expansion



## Listing of All Federal Funds by Grant

Agency: CAA Commerce Authority

---

**AFIS Grant No:** N/A      **CFDA:** 59.061      **Grantor:** SMALL BUSINESS ADMINISTRATION, SMALL B  
**Periodic:** One-Time      **Start Date:** 9/30/2021      **End Date:** 9/29/2022  
**Type of Grant:** Competitive Fundin      **If Other, Explain:**      **Administrative costs are permitted to**  
**Fed. % or \$ Cap:** 66%      **Source of Match:** State Match      **be paid using this federal money:**   
**AFIS fund number where the grant is maintained:** N/A  
**Is this American Recovery and Reinvestment Act money (Stimulus)?** No  
**Is this from 2020 federal stimulus funding?** No  
**Description:** Grants made to state governments to increase the number of small businesses that are exporting and increase the value of exports for those small businesses that export.

---

# Federal Funds' Sources & Uses

## Summary Of All Federal Funds Grants

Agency: **CAA Commerce Authority**

	FY 2022 Actual	FY 2023 Estimate	FY 2024 Estimate
FTE Positions	0.0	0.0	0.0
<b>Beginning Balance</b>	<b>(696.6)</b>	<b>(419.5)</b>	<b>(1,192.2)</b>
<b>Revenues</b>			
New Federal Revenue	2,858.8	39,466.4	37,427.5
Pass Through Funds (From other state agencies)	0.0	0.0	0.0
Transfers and Other Funds (In)	0.0	27.1	0.0
<b>Total Revenue</b>	<b>2,858.8</b>	<b>39,493.5</b>	<b>37,427.5</b>
<b>Expenditures</b>			
Personal Services	1,041.9	1,653.1	517.3
Employee Related Expenses	215.4	364.9	138.2
Professional and Outside Services	957.4	2,902.4	753.5
Travel In-State	1.5	54.6	30.6
Travel Out-of-State	10.1	36.1	15.4
Food	0.0	0.0	0.0
Pass-Through Funds (To Other State Agencies)	0.0	0.0	0.0
Pass-Through Funds (To Non-State Agencies)	0.0	0.0	0.0
Aid to Individuals	15.0	35,000.0	35,000.0
Other Operating Expenditures	309.6	251.5	43.6
Land Acquisition and Captial Projects	0.0	0.0	0.0
Capital and Non Capital Equipment	0.0	3.6	3.6
Cost Allocation / Indirect Costs	30.8	0.0	0.0
Transfers and Refunds (Out)	0.0	0.0	0.0
<b>Total Expenditures</b>	<b>2,581.7</b>	<b>40,266.2</b>	<b>36,502.2</b>
<b>Ending Balance</b>	<b>(419.5)</b>	<b>(1,192.2)</b>	<b>(266.9)</b>

## Sources & Uses Details of All Grants

Agency: CAA Commerce Authority

Grant Title: BUILD TO SCALE

AFIS Grant # : N/A

CFDA: 11.024

	FY 2022 Actual	FY 2023 Estimate	FY 2024 Estimate
FTE Positions	0.0	0.0	0.0
<b>Beginning Balance</b>	<b>0.0</b>	<b>(5.4)</b>	<b>(67.3)</b>
<b>Revenues</b>			
New Federal Revenue	0.0	195.0	195.0
Pass Through Funds (From other state agencies)	0.0	0.0	0.0
Transfers and Other Funds (In)	0.0	0.0	0.0
<b>Total Revenue</b>	<b>0.0</b>	<b>195.0</b>	<b>195.0</b>
<b>Expenditures</b>			
Personal Services	0.0	33.0	33.0
Employee Related Expenses	0.0	8.3	8.3
Professional and Outside Services	5.4	200.0	200.0
Travel In-State	0.0	0.6	0.6
Travel Out-of-State	0.0	5.4	5.4
Food	0.0	0.0	0.0
Pass-Through Funds (To Other State Agencies)	0.0	0.0	0.0
Pass-Through Funds (To Non-State Agencies)	0.0	0.0	0.0
Aid to Individuals	0.0	0.0	0.0
Other Operating Expenditures	0.0	9.6	9.6
Land Acquisition and Captial Projects	0.0	0.0	0.0
Capital and Non Capital Equipment	0.0	0.0	0.0
Cost Allocation / Indirect Costs	0.0	0.0	0.0
Transfers and Refunds (Out)	0.0	0.0	0.0
<b>Total Expenditures</b>	<b>5.4</b>	<b>256.9</b>	<b>256.9</b>
<b>Ending Balance</b>	<b>(5.4)</b>	<b>(67.3)</b>	<b>(129.2)</b>

## Sources & Uses Details of All Grants

<b>Agency:</b> CAA Commerce Authority
<b>Grant Title:</b> Coronavirus Capital Projects Fund
<b>AFIS Grant # :</b> N/A

**CFDA:** 21.029

	FY 2022 Actual	FY 2023 Estimate	FY 2024 Estimate
FTE Positions	0.0	0.0	0.0
<b>Beginning Balance</b>	<b>0.0</b>	<b>0.0</b>	<b>(137.7)</b>
<b>Revenues</b>			
New Federal Revenue	0.0	36,107.6	36,245.3
Pass Through Funds (From other state agencies)	0.0	0.0	0.0
Transfers and Other Funds (In)	0.0	0.0	0.0
<b>Total Revenue</b>	<b>0.0</b>	<b>36,107.6</b>	<b>36,245.3</b>
<b>Expenditures</b>			
Personal Services	0.0	484.3	484.3
Employee Related Expenses	0.0	129.9	129.9
Professional and Outside Services	0.0	553.5	553.5
Travel In-State	0.0	30.0	30.0
Travel Out-of-State	0.0	10.0	10.0
Food	0.0	0.0	0.0
Pass-Through Funds (To Other State Agencies)	0.0	0.0	0.0
Pass-Through Funds (To Non-State Agencies)	0.0	0.0	0.0
Aid to Individuals	0.0	35,000.0	35,000.0
Other Operating Expenditures	0.0	34.0	34.0
Land Acquisition and Captial Projects	0.0	0.0	0.0
Capital and Non Capital Equipment	0.0	3.6	3.6
Cost Allocation / Indirect Costs	0.0	0.0	0.0
Transfers and Refunds (Out)	0.0	0.0	0.0
<b>Total Expenditures</b>	<b>0.0</b>	<b>36,245.3</b>	<b>36,245.3</b>
<b>Ending Balance</b>	<b>0.0</b>	<b>(137.7)</b>	<b>(137.7)</b>

## Sources & Uses Details of All Grants

<b>Agency:</b> CAA Commerce Authority
<b>Grant Title:</b> CORONAVIRUS STATE AND LOCAL FISCAL RECOVERY FUNDS
<b>AFIS Grant # :</b> N/A <span style="float: right;"><b>CFDA:</b> 21.027</span>

	FY 2022 Actual	FY 2023 Estimate	FY 2024 Estimate
FTE Positions	0.0	0.0	0.0
<b>Beginning Balance</b>	<b>0.0</b>	<b>500.0</b>	<b>0.0</b>
<b>Revenues</b>			
New Federal Revenue	500.0	500.0	0.0
Pass Through Funds (From other state agencies)	0.0	0.0	0.0
Transfers and Other Funds (In)	0.0	0.0	0.0
<b>Total Revenue</b>	<b>500.0</b>	<b>500.0</b>	<b>0.0</b>
<b>Expenditures</b>			
Personal Services	0.0	0.0	0.0
Employee Related Expenses	0.0	0.0	0.0
Professional and Outside Services	0.0	1,000.0	0.0
Travel In-State	0.0	0.0	0.0
Travel Out-of-State	0.0	0.0	0.0
Food	0.0	0.0	0.0
Pass-Through Funds (To Other State Agencies)	0.0	0.0	0.0
Pass-Through Funds (To Non-State Agencies)	0.0	0.0	0.0
Aid to Individuals	0.0	0.0	0.0
Other Operating Expenditures	0.0	0.0	0.0
Land Acquisition and Captial Projects	0.0	0.0	0.0
Capital and Non Capital Equipment	0.0	0.0	0.0
Cost Allocation / Indirect Costs	0.0	0.0	0.0
Transfers and Refunds (Out)	0.0	0.0	0.0
<b>Total Expenditures</b>	<b>0.0</b>	<b>1,000.0</b>	<b>0.0</b>
<b>Ending Balance</b>	<b>500.0</b>	<b>0.0</b>	<b>0.0</b>

## Sources & Uses Details of All Grants

<b>Agency:</b> CAA Commerce Authority
<b>Grant Title:</b> Economic Adjustment Assistance
<b>AFIS Grant # :</b> N/A

CFDA: 11.307

	FY 2022 Actual	FY 2023 Estimate	FY 2024 Estimate
FTE Positions	0.0	0.0	0.0
<b>Beginning Balance</b>	<b>0.0</b>	<b>(65.0)</b>	<b>0.0</b>
<b>Revenues</b>			
New Federal Revenue	132.5	65.0	0.0
Pass Through Funds (From other state agencies)	0.0	0.0	0.0
Transfers and Other Funds (In)	0.0	0.0	0.0
<b>Total Revenue</b>	<b>132.5</b>	<b>65.0</b>	<b>0.0</b>
<b>Expenditures</b>			
Personal Services	0.0	0.0	0.0
Employee Related Expenses	0.0	0.0	0.0
Professional and Outside Services	197.5	0.0	0.0
Travel In-State	0.0	0.0	0.0
Travel Out-of-State	0.0	0.0	0.0
Food	0.0	0.0	0.0
Pass-Through Funds (To Other State Agencies)	0.0	0.0	0.0
Pass-Through Funds (To Non-State Agencies)	0.0	0.0	0.0
Aid to Individuals	0.0	0.0	0.0
Other Operating Expenditures	0.0	0.0	0.0
Land Acquisition and Captial Projects	0.0	0.0	0.0
Capital and Non Capital Equipment	0.0	0.0	0.0
Cost Allocation / Indirect Costs	0.0	0.0	0.0
Transfers and Refunds (Out)	0.0	0.0	0.0
<b>Total Expenditures</b>	<b>197.5</b>	<b>0.0</b>	<b>0.0</b>
<b>Ending Balance</b>	<b>(65.0)</b>	<b>0.0</b>	<b>0.0</b>

## Sources & Uses Details of All Grants

<b>Agency:</b> CAA Commerce Authority
<b>Grant Title:</b> Economic Adjustment Assistance
<b>AFIS Grant # :</b> N/A

CFDA: 11.307

	FY 2022 Actual	FY 2023 Estimate	FY 2024 Estimate
FTE Positions	0.0	0.0	0.0
<b>Beginning Balance</b>	<b>0.0</b>	<b>0.0</b>	<b>(300.0)</b>
<b>Revenues</b>			
New Federal Revenue	0.0	700.0	300.0
Pass Through Funds (From other state agencies)	0.0	0.0	0.0
Transfers and Other Funds (In)	0.0	0.0	0.0
<b>Total Revenue</b>	<b>0.0</b>	<b>700.0</b>	<b>300.0</b>
<b>Expenditures</b>			
Personal Services	0.0	0.0	0.0
Employee Related Expenses	0.0	0.0	0.0
Professional and Outside Services	0.0	1,000.0	0.0
Travel In-State	0.0	0.0	0.0
Travel Out-of-State	0.0	0.0	0.0
Food	0.0	0.0	0.0
Pass-Through Funds (To Other State Agencies)	0.0	0.0	0.0
Pass-Through Funds (To Non-State Agencies)	0.0	0.0	0.0
Aid to Individuals	0.0	0.0	0.0
Other Operating Expenditures	0.0	0.0	0.0
Land Acquisition and Captial Projects	0.0	0.0	0.0
Capital and Non Capital Equipment	0.0	0.0	0.0
Cost Allocation / Indirect Costs	0.0	0.0	0.0
Transfers and Refunds (Out)	0.0	0.0	0.0
<b>Total Expenditures</b>	<b>0.0</b>	<b>1,000.0</b>	<b>0.0</b>
<b>Ending Balance</b>	<b>0.0</b>	<b>(300.0)</b>	<b>0.0</b>

## Sources & Uses Details of All Grants

<b>Agency:</b>	CAA Commerce Authority	
<b>Grant Title:</b>	Federal and State Technology Partnership Program	
<b>AFIS Grant # :</b>	N/A	<b>CFDA: 59.058</b>

	FY 2022 Actual	FY 2023 Estimate	FY 2024 Estimate
FTE Positions	0.0	0.0	0.0
<b>Beginning Balance</b>	<b>0.0</b>	<b>(63.2)</b>	<b>0.0</b>
<b>Revenues</b>			
New Federal Revenue	0.0	68.0	0.0
Pass Through Funds (From other state agencies)	0.0	0.0	0.0
Transfers and Other Funds (In)	0.0	0.0	0.0
<b>Total Revenue</b>	<b>0.0</b>	<b>68.0</b>	<b>0.0</b>
<b>Expenditures</b>			
Personal Services	0.0	0.0	0.0
Employee Related Expenses	0.0	0.0	0.0
Professional and Outside Services	4.0	0.0	0.0
Travel In-State	1.2	0.0	0.0
Travel Out-of-State	2.2	0.0	0.0
Food	0.0	0.0	0.0
Pass-Through Funds (To Other State Agencies)	0.0	0.0	0.0
Pass-Through Funds (To Non-State Agencies)	0.0	0.0	0.0
Aid to Individuals	15.0	0.0	0.0
Other Operating Expenditures	40.8	4.8	0.0
Land Acquisition and Captial Projects	0.0	0.0	0.0
Capital and Non Capital Equipment	0.0	0.0	0.0
Cost Allocation / Indirect Costs	0.0	0.0	0.0
Transfers and Refunds (Out)	0.0	0.0	0.0
<b>Total Expenditures</b>	<b>63.2</b>	<b>4.8</b>	<b>0.0</b>
<b>Ending Balance</b>	<b>(63.2)</b>	<b>0.0</b>	<b>0.0</b>



## Sources & Uses Details of All Grants

<b>Agency:</b> CAA Commerce Authority
<b>Grant Title:</b> Manufacturing Extension Partnership
<b>AFIS Grant # :</b> N/A

CFDA: 11.611

	FY 2022 Actual	FY 2023 Estimate	FY 2024 Estimate
FTE Positions	0.0	0.0	0.0
<b>Beginning Balance</b>	<b>(207.1)</b>	<b>(13.3)</b>	<b>0.0</b>
<b>Revenues</b>			
New Federal Revenue	651.5	13.3	0.0
Pass Through Funds (From other state agencies)	0.0	0.0	0.0
Transfers and Other Funds (In)	0.0	0.0	0.0
<b>Total Revenue</b>	<b>651.5</b>	<b>13.3</b>	<b>0.0</b>
<b>Expenditures</b>			
Personal Services	7.7	0.0	0.0
Employee Related Expenses	1.7	0.0	0.0
Professional and Outside Services	448.3	0.0	0.0
Travel In-State	0.0	0.0	0.0
Travel Out-of-State	0.0	0.0	0.0
Food	0.0	0.0	0.0
Pass-Through Funds (To Other State Agencies)	0.0	0.0	0.0
Pass-Through Funds (To Non-State Agencies)	0.0	0.0	0.0
Aid to Individuals	0.0	0.0	0.0
Other Operating Expenditures	0.0	0.0	0.0
Land Acquisition and Captial Projects	0.0	0.0	0.0
Capital and Non Capital Equipment	0.0	0.0	0.0
Cost Allocation / Indirect Costs	0.0	0.0	0.0
Transfers and Refunds (Out)	0.0	0.0	0.0
<b>Total Expenditures</b>	<b>457.7</b>	<b>0.0</b>	<b>0.0</b>
<b>Ending Balance</b>	<b>(13.3)</b>	<b>0.0</b>	<b>0.0</b>

## Sources & Uses Details of All Grants

<b>Agency:</b> CAA Commerce Authority
<b>Grant Title:</b> Manufacturing Extension Partnership
<b>AFIS Grant # :</b> N/A

CFDA: 11.611

	FY 2022 Actual	FY 2023 Estimate	FY 2024 Estimate
FTE Positions	0.0	0.0	0.0
<b>Beginning Balance</b>	<b>(423.9)</b>	<b>(625.7)</b>	<b>(625.7)</b>
<b>Revenues</b>			
New Federal Revenue	1,039.3	1,341.2	625.7
Pass Through Funds (From other state agencies)	0.0	0.0	0.0
Transfers and Other Funds (In)	0.0	27.1	0.0
<b>Total Revenue</b>	<b>1,039.3</b>	<b>1,368.3</b>	<b>625.7</b>
<b>Expenditures</b>			
Personal Services	1,028.5	1,103.6	0.0
Employee Related Expenses	212.6	222.0	0.0
Professional and Outside Services	0.0	0.0	0.0
Travel In-State	0.0	24.0	0.0
Travel Out-of-State	0.0	18.7	0.0
Food	0.0	0.0	0.0
Pass-Through Funds (To Other State Agencies)	0.0	0.0	0.0
Pass-Through Funds (To Non-State Agencies)	0.0	0.0	0.0
Aid to Individuals	0.0	0.0	0.0
Other Operating Expenditures	0.0	0.0	0.0
Land Acquisition and Captial Projects	0.0	0.0	0.0
Capital and Non Capital Equipment	0.0	0.0	0.0
Cost Allocation / Indirect Costs	0.0	0.0	0.0
Transfers and Refunds (Out)	0.0	0.0	0.0
<b>Total Expenditures</b>	<b>1,241.1</b>	<b>1,368.3</b>	<b>0.0</b>
<b>Ending Balance</b>	<b>(625.7)</b>	<b>(625.7)</b>	<b>0.0</b>

## Sources & Uses Details of All Grants

<b>Agency:</b> CAA Commerce Authority
<b>Grant Title:</b> Manufacturing Extension Partnership
<b>AFIS Grant # :</b> N/A

CFDA: 11.611

	FY 2022 Actual	FY 2023 Estimate	FY 2024 Estimate
FTE Positions	0.0	0.0	0.0
<b>Beginning Balance</b>	<b>0.0</b>	<b>(100.9)</b>	<b>(17.7)</b>
<b>Revenues</b>			
New Federal Revenue	238.3	299.1	17.7
Pass Through Funds (From other state agencies)	0.0	0.0	0.0
Transfers and Other Funds (In)	0.0	0.0	0.0
<b>Total Revenue</b>	<b>238.3</b>	<b>299.1</b>	<b>17.7</b>
<b>Expenditures</b>			
Personal Services	5.7	32.2	0.0
Employee Related Expenses	1.1	4.7	0.0
Professional and Outside Services	300.8	148.9	0.0
Travel In-State	0.2	0.0	0.0
Travel Out-of-State	0.6	2.0	0.0
Food	0.0	0.0	0.0
Pass-Through Funds (To Other State Agencies)	0.0	0.0	0.0
Pass-Through Funds (To Non-State Agencies)	0.0	0.0	0.0
Aid to Individuals	0.0	0.0	0.0
Other Operating Expenditures	0.0	28.1	0.0
Land Acquisition and Captial Projects	0.0	0.0	0.0
Capital and Non Capital Equipment	0.0	0.0	0.0
Cost Allocation / Indirect Costs	30.8	0.0	0.0
Transfers and Refunds (Out)	0.0	0.0	0.0
<b>Total Expenditures</b>	<b>339.2</b>	<b>215.9</b>	<b>0.0</b>
<b>Ending Balance</b>	<b>(100.9)</b>	<b>(17.7)</b>	<b>0.0</b>

## Sources & Uses Details of All Grants

Agency: CAA Commerce Authority

Grant Title: State Trade Expansion

AFIS Grant # : N/A

CFDA: 59.061

	FY 2022 Actual	FY 2023 Estimate	FY 2024 Estimate
FTE Positions	0.0	0.0	0.0
<b>Beginning Balance</b>	<b>0.0</b>	<b>(33.6)</b>	<b>0.0</b>
<b>Revenues</b>			
New Federal Revenue	159.3	33.6	0.0
Pass Through Funds (From other state agencies)	0.0	0.0	0.0
Transfers and Other Funds (In)	0.0	0.0	0.0
<b>Total Revenue</b>	<b>159.3</b>	<b>33.6</b>	<b>0.0</b>
<b>Expenditures</b>			
Personal Services	0.0	0.0	0.0
Employee Related Expenses	0.0	0.0	0.0
Professional and Outside Services	0.0	0.0	0.0
Travel In-State	0.1	0.0	0.0
Travel Out-of-State	3.4	0.0	0.0
Food	0.0	0.0	0.0
Pass-Through Funds (To Other State Agencies)	0.0	0.0	0.0
Pass-Through Funds (To Non-State Agencies)	0.0	0.0	0.0
Aid to Individuals	0.0	0.0	0.0
Other Operating Expenditures	189.4	0.0	0.0
Land Acquisition and Captial Projects	0.0	0.0	0.0
Capital and Non Capital Equipment	0.0	0.0	0.0
Cost Allocation / Indirect Costs	0.0	0.0	0.0
Transfers and Refunds (Out)	0.0	0.0	0.0
<b>Total Expenditures</b>	<b>192.9</b>	<b>0.0</b>	<b>0.0</b>
<b>Ending Balance</b>	<b>(33.6)</b>	<b>0.0</b>	<b>0.0</b>

## Sources & Uses Details of All Grants

Agency: CAA Commerce Authority

Grant Title: State Trade Expansion

AFIS Grant # : N/A

CFDA: 59.061

	FY 2022 Actual	FY 2023 Estimate	FY 2024 Estimate
FTE Positions	0.0	0.0	0.0
<b>Beginning Balance</b>	<b>(7.6)</b>	<b>0.0</b>	<b>0.0</b>
<b>Revenues</b>			
New Federal Revenue	12.9	0.0	0.0
Pass Through Funds (From other state agencies)	0.0	0.0	0.0
Transfers and Other Funds (In)	0.0	0.0	0.0
<b>Total Revenue</b>	<b>12.9</b>	<b>0.0</b>	<b>0.0</b>
<b>Expenditures</b>			
Personal Services	0.0	0.0	0.0
Employee Related Expenses	0.0	0.0	0.0
Professional and Outside Services	0.0	0.0	0.0
Travel In-State	0.0	0.0	0.0
Travel Out-of-State	0.0	0.0	0.0
Food	0.0	0.0	0.0
Pass-Through Funds (To Other State Agencies)	0.0	0.0	0.0
Pass-Through Funds (To Non-State Agencies)	0.0	0.0	0.0
Aid to Individuals	0.0	0.0	0.0
Other Operating Expenditures	5.3	0.0	0.0
Land Acquisition and Captial Projects	0.0	0.0	0.0
Capital and Non Capital Equipment	0.0	0.0	0.0
Cost Allocation / Indirect Costs	0.0	0.0	0.0
Transfers and Refunds (Out)	0.0	0.0	0.0
<b>Total Expenditures</b>	<b>5.3</b>	<b>0.0</b>	<b>0.0</b>
<b>Ending Balance</b>	<b>0.0</b>	<b>0.0</b>	<b>0.0</b>

## Sources & Uses Details of All Grants

Agency: CAA Commerce Authority

Grant Title: State Trade Expansion

AFIS Grant # : N/A

CFDA: 59.061

	FY 2022 Actual	FY 2023 Estimate	FY 2024 Estimate
FTE Positions	0.0	0.0	0.0
<b>Beginning Balance</b>	<b>(58.0)</b>	<b>(4.6)</b>	<b>0.0</b>
<b>Revenues</b>			
New Federal Revenue	125.0	4.6	0.0
Pass Through Funds (From other state agencies)	0.0	0.0	0.0
Transfers and Other Funds (In)	0.0	0.0	0.0
<b>Total Revenue</b>	<b>125.0</b>	<b>4.6</b>	<b>0.0</b>
<b>Expenditures</b>			
Personal Services	0.0	0.0	0.0
Employee Related Expenses	0.0	0.0	0.0
Professional and Outside Services	1.4	0.0	0.0
Travel In-State	0.0	0.0	0.0
Travel Out-of-State	0.0	0.0	0.0
Food	0.0	0.0	0.0
Pass-Through Funds (To Other State Agencies)	0.0	0.0	0.0
Pass-Through Funds (To Non-State Agencies)	0.0	0.0	0.0
Aid to Individuals	0.0	0.0	0.0
Other Operating Expenditures	70.2	0.0	0.0
Land Acquisition and Captial Projects	0.0	0.0	0.0
Capital and Non Capital Equipment	0.0	0.0	0.0
Cost Allocation / Indirect Costs	0.0	0.0	0.0
Transfers and Refunds (Out)	0.0	0.0	0.0
<b>Total Expenditures</b>	<b>71.6</b>	<b>0.0</b>	<b>0.0</b>
<b>Ending Balance</b>	<b>(4.6)</b>	<b>0.0</b>	<b>0.0</b>

## Sources & Uses Details of All Grants

Agency: CAA Commerce Authority

Grant Title: State Trade Expansion

AFIS Grant # : N/A

CFDA: 59.061

	FY 2022 Actual	FY 2023 Estimate	FY 2024 Estimate
FTE Positions	0.0	0.0	0.0
<b>Beginning Balance</b>	<b>0.0</b>	<b>(7.8)</b>	<b>(43.8)</b>
<b>Revenues</b>			
New Federal Revenue	0.0	139.0	43.8
Pass Through Funds (From other state agencies)	0.0	0.0	0.0
Transfers and Other Funds (In)	0.0	0.0	0.0
<b>Total Revenue</b>	<b>0.0</b>	<b>139.0</b>	<b>43.8</b>
<b>Expenditures</b>			
Personal Services	0.0	0.0	0.0
Employee Related Expenses	0.0	0.0	0.0
Professional and Outside Services	0.0	0.0	0.0
Travel In-State	0.0	0.0	0.0
Travel Out-of-State	3.9	0.0	0.0
Food	0.0	0.0	0.0
Pass-Through Funds (To Other State Agencies)	0.0	0.0	0.0
Pass-Through Funds (To Non-State Agencies)	0.0	0.0	0.0
Aid to Individuals	0.0	0.0	0.0
Other Operating Expenditures	3.9	175.0	0.0
Land Acquisition and Captial Projects	0.0	0.0	0.0
Capital and Non Capital Equipment	0.0	0.0	0.0
Cost Allocation / Indirect Costs	0.0	0.0	0.0
Transfers and Refunds (Out)	0.0	0.0	0.0
<b>Total Expenditures</b>	<b>7.8</b>	<b>175.0</b>	<b>0.0</b>
<b>Ending Balance</b>	<b>(7.8)</b>	<b>(43.8)</b>	<b>0.0</b>

# Listing of Performance Measures of All Grants

**Agency:** CAA Commerce Authority

**Title:** BUILD TO SCALE

**AFIS Grant No:** N/A      **CFDA:** 11.024      **Grantor:** ECONOMIC DEVELOPMENT ADMINISTRATION, C

**Periodic:** One-Time      **Start Date:** 10/1/2021      **End Date:** 9/30/2024

**Type of Grant:** Competitive Fundin      **If Other, Explain:**      **Administrative costs are permitted to be paid using this federal money:**

**Fed. % or \$ Cap:**      **Source of Match:**

**AFIS fund number where the grant is maintained:** N/A

**Is this American Recovery and Reinvestment Act money (Stimulus)?** No

**Is this from 2020 federal stimulus funding?** No

**Description:** EDA's Office of Innovation & Entrepreneurship is committed to furthering technology-based economic development initiatives that accelerate high quality job growth, create more economic opportunities, and support the future of the next generation of industry leading companies. To advance these goals, EDA awards grants through the Build to Scale for activities designed to develop and support regional innovation initiatives.1 EDA thereby advances the growth of connected, innovation-centric economies that increase job growth, enable the workforce of tomorrow, enhance global competitiveness, and foster global competitiveness through technology commercialization and entrepreneurship as described in Stevenson-Wydler Technology Innovation Act of 1980 (hereafter "Section 27"). The Build to Scale Program invites organizations who are aiding companies in developing the next generation of technologies to apply for funding. These organizations may be operating initiatives to unlock investment capital across a region or sector, operating programs to accelerate company growth, empowering the next generation of entrepreneurs, and/or enabling technology commercialization. Under the Build to Scale Program, EDA is soliciting applications for two separate competitions: (1) the Venture Challenge and (2) the Capital Challenge. Applicants may apply to both challenges. As discussed further below, these activities are designed to develop and support regional innovation initiatives.

**Performance Measure:** Unique Startups Participating

FY 2021	FY 2022	FY 2023	FY 2024
N/A	4	8	8

**Performance Measure Description:**

Unique Startups Participating.

**Performance Measure:** Startups Reviewed

FY 2021	FY 2022	FY 2023	FY 2024
N/A	6	42	52

**Performance Measure Description:**

Startups Reviewed.

**Performance Measure:** Events

FY 2021	FY 2022	FY 2023	FY 2024
N/A	1	6	5

**Performance Measure Description:**

Events.

**Performance Measure:** SBIR/STTR Applications

FY 2021	FY 2022	FY 2023	FY 2024
N/A	0	10	10

**Performance Measure Description:**

SBIR/STTR Applications.



## Listing of Performance Measures of All Grants

Agency: CAA Commerce Authority

Title: Coronavirus Capital Projects Fund

AFIS Grant No: N/A CFDA: 21.029

Grantor: DEPARTMENTAL OFFICES, TREASURY, DEPARTM

Periodic: One-Time Start Date: 6/1/2022

End Date: 12/31/2026

Type of Grant: Competitive Fundin If Other, Explain:

Administrative costs are permitted to

Fed. % or \$ Cap: Source of Match:

be paid using this federal money:

AFIS fund number where the grant is maintained: N/A

Is this American Recovery and Reinvestment Act money (Stimulus)? No

Is this from 2020 federal stimulus funding? No

**Description:** Section 604 of the Social Security Act, as added by section 9901 of the American Rescue Plan Act of 2021 (the "Act"), Pub. L. No. 117-2 (Mar. 11, 2021), established the \$10 billion Coronavirus Capital Projects Fund (CPF). The Secretary of the Treasury (the "Secretary") will make payments directly to States (defined to include each of the 50 states, the District of Columbia, and Puerto Rico), U.S. Territories and freely associated states (United States Virgin Islands, Guam, American Samoa, the Commonwealth of the Northern Mariana Islands, the Republic of the Marshall Islands, the Federated States of Micronesia, and the Republic of Palau), and Tribal governments to carry out critical capital projects directly enabling work, education, and health monitoring, including remote options, in response to the public health emergency with respect to the Coronavirus Disease (COVID-19).

**Performance Measure:** Programmatic reports (quarterly)

FY 2021	FY 2022	FY 2023	FY 2024
N/A	N/A	4	4

**Performance Measure Description:**

Programmatic reports (quarterly) - as of 08/31/2022 ISA has not been executed. Performance measures provided are estimates based on draft agreement with the Governor's Office.

## Listing of Performance Measures of All Grants

Agency: CAA Commerce Authority

Title: CORONAVIRUS STATE AND LOCAL FISCAL RECOVERY FUNDS

AFIS Grant No: N/A CFDA: 21.027 Grantor: DEPARTMENTAL OFFICES, TREASURY, DEPARTM

Periodic: One-Time Start Date: 3/1/2022 End Date: 1/31/2023

Type of Grant: Competitive Fundin If Other, Explain: State agency funded.

Administrative costs are permitted to be paid using this federal money:

Fed. % or \$ Cap: Source of Match: ADOT

AFIS fund number where the grant is maintained: N/A

Is this American Recovery and Reinvestment Act money (Stimulus)? No

Is this from 2020 federal stimulus funding? No

**Description:** Sections 602 and 603 of the Social Security Act as added by section 9901 of the American Rescue Plan Act of 2021 (the "Act"), Pub. L. No. 117-2 (Mar. 11, 2021) authorizes the Coronavirus State Fiscal Recovery Fund (CSFRF) and Coronavirus Local Fiscal Recovery Fund (CLFRF) respectively (referred to as the "Coronavirus State and Local Fiscal Recovery Funds" or "SLFRF"), which provides \$350 billion in total funding to Treasury to make payments generally to States (defined to include the District of Columbia), U.S. Territories (defined to include, Puerto Rico, U.S. Virgin Islands, Guam, Northern Mariana Islands, and American Samoa), Tribes, Metropolitan cities, Counties, and Nonentitlement units of local government to respond to the COVID-19 public health emergency or its negative economic impact, including to provide assistance to households, small business, nonprofits, and impacted industries, such as tourism, travel, and hospitality; respond to workers performing essential work during the COVID-19 pandemic by providing premium pay to eligible workers of the State, territory, tribal government, metropolitan city, county, or nonentitlement units of local government performing essential work or by providing grants to eligible employers that have eligible workers; provide government services, to the extent of the reduction of revenue due to COVID-19 relative to revenues collected in the most recent full fiscal year of the State, territory, tribal government, metropolitan city, county, or nonentitlement units of local government; or make necessary investments in water, sewer, or broadband infrastructure.

**Performance Measure:** Selection of an Operations, Maintenance & Commercialization operator (or contractor).

FY 2021   FY 2022   FY 2023   FY 2024

**Performance Measure Description:**

To develop the RFP for the selection of an Operations, Maintenance & Commercialization operator (or contractor).

## Listing of Performance Measures of All Grants

Agency: **CAA Commerce Authority**

**Title:** Economic Adjustment Assistance

**AFIS Grant No:** N/A **CFDA:** 11.307

**Grantor:** ECONOMIC DEVELOPMENT ADMINISTRATION, C

**Periodic:** One-Time **Start Date:** 7/1/2021

**End Date:** 12/31/2022

**Type of Grant:** Competitive Fundin **If Other, Explain:**

**Administrative costs are permitted to**

**Fed. % or \$ Cap:** **Source of Match:**

**be paid using this federal money:**

**AFIS fund number where the grant is maintained:** N/A

**Is this American Recovery and Reinvestment Act money (Stimulus)?** No

**Is this from 2020 federal stimulus funding?** No

**Description:** The EAA program provides a wide range of technical, planning, and public works and infrastructure assistance in regions experiencing adverse economic changes that may occur suddenly or over time. These adverse economic impacts may result from a steep decline in manufacturing employment following a plant closure, changing trade patterns, catastrophic natural disaster, a military base closure, or environmental changes and regulations.

**Performance Measure:** Increase Number of Regional Assets

FY 2021	FY 2022	FY 2023	FY 2024
N/A	1	2	3

**Performance Measure Description:**

Increase Number of Regional Assets.

**Performance Measure:** Increase Number of Companies Participating

FY 2021	FY 2022	FY 2023	FY 2024
N/A	1	5	8

**Performance Measure Description:**

Increase Number of Companies Participating.

**Performance Measure:** Increase in DEI from current Drive48 Center

FY 2021	FY 2022	FY 2023	FY 2024
N/A	3%	6%	10%

**Performance Measure Description:**

Increase in DEI from current Drive48 Center.

# Listing of Performance Measures of All Grants

Agency: CAA Commerce Authority

**Performance Measure:** Networking events

FY 2021	FY 2022	FY 2023	FY 2024
---------	---------	---------	---------

N/A	25		
-----	----	--	--

**Performance Measure Description:**

Number of networking events held as part of the scope of work under the grant.

---

**Performance Measure:** Mentoring, coaching and training sessions.

FY 2021	FY 2022	FY 2023	FY 2024
---------	---------	---------	---------

N/A	4		
-----	---	--	--

**Performance Measure Description:**

Number of mentoring, coaching or training sessions held.

---

**Performance Measure:** Outreach events

FY 2021	FY 2022	FY 2023	FY 2024
---------	---------	---------	---------

N/A	42		
-----	----	--	--

**Performance Measure Description:**

Number of participants attending the outreach events to increase visibility of the findings stemming from research and development of a report activities.

---

# Listing of Performance Measures of All Grants

Agency: **CAA Commerce Authority**

**Title:** Federal and State Technology Partnership Program

**AFIS Grant No:** N/A **CFDA:** 59.058

**Grantor:** SMALL BUSINESS ADMINISTRATION, SMALL BUSI

**Periodic:** One-Time **Start Date:** 9/30/2021

**End Date:** 9/24/2022

**Type of Grant:** Competitive Fundin **If Other, Explain:**

**Administrative costs are permitted to be paid using this federal money:**

**Fed. % or \$ Cap:** **Source of Match:**

**AFIS fund number where the grant is maintained:**

**Is this American Recovery and Reinvestment Act money (Stimulus)?** No

**Is this from 2020 federal stimulus funding?** No

**Description:** The purpose of the FAST program is to strengthen the technological competitiveness of small business concerns in the U.S.

**Performance Measure:** Sponsored Events

FY 2021	FY 2022	FY 2023	FY 2024
N/A	7	5	5

**Performance Measure Description:**

Sponsored Events.

**Performance Measure:** Small Business SBIR Conference Registrations

FY 2021	FY 2022	FY 2023	FY 2024
N/A	605	700	750

**Performance Measure Description:**

Small Business SBIR Conference Registrations.

**Performance Measure:** Small Business Grants Tech Grants

FY 2021	FY 2022	FY 2023	FY 2024
N/A	17	21	21

**Performance Measure Description:**

Small Business Grants Tech Grants.

**Performance Measure:** Workshops

FY 2021	FY 2022	FY 2023	FY 2024
N/A	4	4	4

**Performance Measure Description:**

Workshops.

**Performance Measure:** Northern AZ SBIR Outreach - 2 trips

FY 2021	FY 2022	FY 2023	FY 2024
N/A	1	3	2

**Performance Measure Description:**

Northern AZ SBIR Outreach - 2 trips.

**Performance Measure:** Southern AZ SBIR Outreach - 3 trips

FY 2021	FY 2022	FY 2023	FY 2024
N/A	1	3	2

**Performance Measure Description:**

Southern AZ SBIR Outreach - 3 trips.

# Listing of Performance Measures of All Grants

**Agency:** CAA Commerce Authority

**Title:** Manufacturing Extension Partnership

**AFIS Grant No:** N/A      **CFDA:** 11.611      **Grantor:** NATIONAL INSTITUTE OF STANDARDS AND TEC

**Periodic:** One-Time      **Start Date:** 7/1/2018      **End Date:** 9/30/2021

**Type of Grant:** Competitive Fundin      **If Other, Explain:**      **Administrative costs are permitted to be paid using this federal money:**

**Fed. % or \$ Cap:** 29.0%      **Source of Match:** Arizona Commerce Authority Fund

**AFIS fund number where the grant is maintained:** N/A

**Is this American Recovery and Reinvestment Act money (Stimulus)?** No

**Is this from 2020 federal stimulus funding?** Yes

**Description:** Enhance competitiveness, productivity, and technological performance in United States manufacturing. Establish, maintain, and support Manufacturing Extension Centers and services, the functions of which are to improve the competitiveness of firms by accelerating the usage of appropriate manufacturing technology by smaller U.S. based manufacturing firms, and partner with the States in developing such technical assistance programs and services for their manufacturing base.

**Performance Measure:** # of Hosted multi-company workshops

FY 2021	FY 2022	FY 2023	FY 2024
	27	28	28

**Performance Measure Description:**

Workshops offered topics such as Lean Inventory, Principles of Operation Management, Supply Chain, etc.

**Performance Measure:** Client Projects

FY 2021	FY 2022	FY 2023	FY 2024
	209	225	250

**Performance Measure Description:**

Outreach to provide support to companies that manufacture goods in Arizona

**Performance Measure:** ExporTech Session

FY 2021	FY 2022	FY 2023	FY 2024
	1	2	2

**Performance Measure Description:**

Sessions provide companies information on exporting goods to countries outside of the United States

# Listing of Performance Measures of All Grants

Agency: **CAA Commerce Authority**

**Performance Measure:** Business Assessments

<b>FY 2021</b>	<b>FY 2022</b>	<b>FY 2023</b>	<b>FY 2024</b>
----------------	----------------	----------------	----------------

N/A	0	0	0
-----	---	---	---

**Performance Measure Description:**

Business Assessments

---

**Performance Measure:** Webinar Participants

<b>FY 2021</b>	<b>FY 2022</b>	<b>FY 2023</b>	<b>FY 2024</b>
----------------	----------------	----------------	----------------

N/A	127	0	0
-----	-----	---	---

**Performance Measure Description:**

Webinar Participants

---

**Performance Measure:** Cybersecurity Assessments

<b>FY 2021</b>	<b>FY 2022</b>	<b>FY 2023</b>	<b>FY 2024</b>
----------------	----------------	----------------	----------------

N/a	0	0	0
-----	---	---	---

**Performance Measure Description:**

Cybersecurity Assessments

---

# Listing of Performance Measures of All Grants

Agency: **CAA Commerce Authority**

**Performance Measure:** State/Regional ExporTech programs

<u>FY 2021</u>	<u>FY 2022</u>	<u>FY 2023</u>	<u>FY 2024</u>
----------------	----------------	----------------	----------------

N/A	9	9	0
-----	---	---	---

**Performance Measure Description:**

Number of State/Regional ExporTech programs participating in project.

---

**Performance Measure:** ExporTech 2.0 pilot programs

<u>FY 2021</u>	<u>FY 2022</u>	<u>FY 2023</u>	<u>FY 2024</u>
----------------	----------------	----------------	----------------

N/A	7	2	0
-----	---	---	---

**Performance Measure Description:**

Number of ExporTech 2.0 pilot programs delivered by project participants.

---

**Performance Measure:** Companies participating in ExporTech 2.0 pilot programs

<u>FY 2021</u>	<u>FY 2022</u>	<u>FY 2023</u>	<u>FY 2024</u>
----------------	----------------	----------------	----------------

N/A	30	40	0
-----	----	----	---

**Performance Measure Description:**

Number of companies participating in ExporTech 2.0 pilot programs delivered by project participants.

---



## Listing of Performance Measures of All Grants

Agency: **CAA Commerce Authority**

**Title:** State Trade Expansion

**AFIS Grant No:** N/A      **CFDA:** 59.061  
**Periodic:** One-Time      **Start Date:** 9/29/2017

**Grantor:** SMALL BUSINESS ADMINISTRATION, SMALL BUSI  
**End Date:** 9/29/2019

**Type of Grant:** Competitive Fundin      **If Other, Explain:**  
**Fed. % or \$ Cap:** 66%      **Source of Match:** State

**Administrative costs are permitted to be paid using this federal money:**

**AFIS fund number where the grant is maintained:** N/A

**Is this American Recovery and Reinvestment Act money (Stimulus)?** No

**Is this from 2020 federal stimulus funding?** No

**Description:** Grants made to state governments to increase the number of small businesses that are exporting and increase the value of exports for those small businesses that export.

**Performance Measure:** Outreach to New firms

FY 2021	FY 2022	FY 2023	FY 2024
45	88	0	0

**Performance Measure Description:**

Outreach to New Firms

**Performance Measure:** Actual & Projected/Planned Sales

FY 2021	FY 2022	FY 2023	FY 2024
2155000	2155000	0	0

**Performance Measure Description:**

Collected Sales information from new firms that participated in ACA STEP program - actual and projected/planned sales figures

**Performance Measure:** Firm Participated in Market Expansion

FY 2021	FY 2022	FY 2023	FY 2024
96	171	0	0

**Performance Measure Description:**

Number of firms that ACA provided assistance working on expanding export sales

**Performance Measure:** Sales generated by Firms participating in market expansion

FY 2021	FY 2022	FY 2023	FY 2024
22272500	21172500	0	0

**Performance Measure Description:**

Actual and projected/planned sales generated by firms working in expanding their export sales that are participating in ACA STEP program.

# Listing of Performance Measures of All Grants

Agency: CAA Commerce Authority

Performance Measure: New to Export Firms

FY 2021   FY 2022   FY 2023   FY 2024

Performance Measure Description:

Total companies new to exporting goods and services

---

Performance Measure: Sales- Actual

FY 2021   FY 2022   FY 2023   FY 2024

Performance Measure Description:

New to export firms sales due to export market expansion.

---

Performance Measure: market expansion firms participation

FY 2021   FY 2022   FY 2023   FY 2024

Performance Measure Description:

Firms participating and reporting export sales as a result of market expansion.

---

Performance Measure: Market Export Sales

FY 2021   FY 2022   FY 2023   FY 2024

Performance Measure Description:

Companies market export sales reported as a result of STEP.

---

# Listing of Performance Measures of All Grants

Agency: CAA Commerce Authority

Performance Measure: Outreach to new firms

FY 2021	FY 2022	FY 2023	FY 2024
---------	---------	---------	---------

N/A	110	0	0
-----	-----	---	---

Performance Measure Description:

Outreach to firms new to STEP program

Performance Measure: Actual Sales

FY 2021	FY 2022	FY 2023	FY 2024
---------	---------	---------	---------

N/A	7132500	0	0
-----	---------	---	---

Performance Measure Description:

Collected sales information from new firms participating in STEP.

Performance Measure: Firms participating in market expansion

FY 2021	FY 2022	FY 2023	FY 2024
---------	---------	---------	---------

N/A	119	0	0
-----	-----	---	---

Performance Measure Description:

New firms working on expanding export sales

Performance Measure: Sales generated by firms participating in market expansion

FY 2021	FY 2022	FY 2023	FY 2024
---------	---------	---------	---------

N/A	17982500	0	0
-----	----------	---	---

Performance Measure Description:

Actual sales generated by firms expanding their export sales

# Listing of Performance Measures of All Grants

Agency: CAA Commerce Authority

Performance Measure: Outreach to New Firms

FY 2021	FY 2022	FY 2023	FY 2024
---------	---------	---------	---------

20	75	100	0
----	----	-----	---

Performance Measure Description:

Outreach to New Firms

Performance Measure: Actual & Projected /Planned Sales

FY 2021	FY 2022	FY 2023	FY 2024
---------	---------	---------	---------

1017500	1017500	1250000	0
---------	---------	---------	---

Performance Measure Description:

Actual & Projected/ Planned Sales

Performance Measure: Firms Participating in Market Expansion

FY 2021	FY 2022	FY 2023	FY 2024
---------	---------	---------	---------

32	100	135	0
----	-----	-----	---

Performance Measure Description:

Firms Participating in Market Expansion

Performance Measure: Sales Generated by Firms Participating in Market Expansion

FY 2021	FY 2022	FY 2023	FY 2024
---------	---------	---------	---------

9982500	9982500	12000000	0
---------	---------	----------	---

Performance Measure Description:

Sales Generated by Firms Participating in Market Expansion

# Listing of Performance Measures of All Grants

Agency: **CAA Commerce Authority**

**Performance Measure:** Outreach to new firms

<u>FY 2021</u>	<u>FY 2022</u>	<u>FY 2023</u>	<u>FY 2024</u>
N/A	36	45	0

**Performance Measure Description:**

Outreach to new firms.

---

**Performance Measure:** Actual Sales & Projected/Planned Sales

<u>FY 2021</u>	<u>FY 2022</u>	<u>FY 2023</u>	<u>FY 2024</u>
N/A	1017500	1250000	0

**Performance Measure Description:**

Actual Sales & Projected/Planned Sales.

---

**Performance Measure:** Firms participating in market expansion

<u>FY 2021</u>	<u>FY 2022</u>	<u>FY 2023</u>	<u>FY 2024</u>
N/A	41	55	0

**Performance Measure Description:**

Firms participating in market expansion.

---

**Performance Measure:** Sales generated & projected by firms participating in market expansion.

<u>FY 2021</u>	<u>FY 2022</u>	<u>FY 2023</u>	<u>FY 2024</u>
N/A	9982500	12000000	0

**Performance Measure Description:**

Sales generated & projected by firms participating in market expansion.

---

**AGENCY SUMMARY**

**Program:** CAA 0 . 0 ARIZONA COMMERCE AUTHORITY  
**Director:** Sandra Watson, CEO  
**Phone:** Director's Office (602) 845-1215  
**Statute:** A.R.S. § 41-1501

**Mission:**

*To grow and strengthen Arizona's economy and facilitate the creation of quality jobs for its citizens by supporting and attracting businesses in targeted, high-value base sectors throughout the state.*

**Description:**

The Arizona Commerce Authority (ACA) was established in 2011 as a public-private partnership whose primary objective is advancing and diversifying the State's economy, primarily through high-value job creation. The ACA serves as Arizona's state-level economic development organization, leading and coordinating economic development and marketing efforts throughout the state.

◆ **Goal:** 1 To attract business to Arizona and grow existing Arizona business.

- Objectives:** 1 2022 Obj: Create 16,000 projected new jobs from ACA clients.  
 2023 Obj: Lead efforts to create 20,000 projected new jobs with a focus on high-wage target industries.  
 2024 Obj: Lead efforts to create 20,000 projected new jobs with a focus on high-wage target industries.

**Performance Measures:**

ML	Budget	Type		FY 2021 Actual	FY 2022 Estimate	FY 2022 Actual	FY 2023 Estimate	FY 2024 Estimate
1	<input checked="" type="checkbox"/>	<input type="checkbox"/>	OC	0	16,000	24,186	20,000	20,000
Number of projected new jobs to be created over three years by ACA clients.								
Data provided by clients on signed project certification form or in signed incentives application or contract.								

- Objectives:** 2 2022 Obj: Attract \$1.4 billion in capital investment from ACA clients.  
 2023 Obj: Attract \$4 billion in capital investment from ACA clients.  
 2024 Obj: Attract \$4 billion in capital investment from ACA clients.

**Performance Measures:**

ML	Budget	Type		FY 2021 Actual	FY 2022 Estimate	FY 2022 Actual	FY 2023 Estimate	FY 2024 Estimate
1	<input checked="" type="checkbox"/>	<input type="checkbox"/>	OP	0	1,400	10,750	4,000	4,000
Projected capital investment to be made by ACA clients over three years. In millions of USD.								
Data provided by clients as reflected in Salesforce opportunity records								

- Objectives:** 3 2022 Obj: Add 200 new pipeline opportunities to the ACA's business attraction and expansion pipeline.  
 2023 Obj: Add 200 new pipeline opportunities to the ACA's business attraction and expansion pipeline.  
 2024 Obj: Add 200 new pipeline opportunities to the ACA's business attraction and expansion pipeline.

**Performance Measures:**

ML	Budget	Type		FY 2021 Actual	FY 2022 Estimate	FY 2022 Actual	FY 2023 Estimate	FY 2024 Estimate
1	<input checked="" type="checkbox"/>	<input type="checkbox"/>	OP	0	200	232	200	200
Number of new opportunities added to the ACA's business attraction and expansion pipeline.								
Month-over-month change in Salesforce opportunity records.								

◆ **Goal:** 2 To create new Arizona business.

- Objectives:** 1 2022 Obj: Facilitate the creation of \$250 million in new capital formation by ACA early-stage clients.  
 2023 Obj: Facilitate the creation of \$250 million in new capital formation by ACA early-stage clients.  
 2024 Obj: Facilitate the creation of \$250 million in new capital formation by ACA early-stage clients.

**Performance Measures:**

ML	Budget	Type		FY 2021 Actual	FY 2022 Estimate	FY 2022 Actual	FY 2023 Estimate	FY 2024 Estimate
1	<input checked="" type="checkbox"/>	<input type="checkbox"/>	OC	0	50	1,318	250	250
New capital formation by ACA early-stage clients. In millions of USD.								
Data provided by ACA early-stage clients.								